

2018 MAJOR LEAGUE BASEBALL SPRING TRAINING MEDIA GUIDE



CAMPING
WORLD

CACTUS LEAGUE

Arizona Diamondbacks	3-7
Chicago Cubs.....	8-13
Chicago White Sox	14-19
Cincinnati Reds	20-25
Cleveland Indians.....	26-31
Colorado Rockies.....	32-37
Kansas City Royals.....	38-42
Los Angeles Angels.....	43-48
Los Angeles Dodgers	49-53
Milwaukee Brewers	54-58
Oakland Athletics.....	59-64
San Diego Padres.....	65-69
San Francisco Giants	70-74
Seattle Mariners.....	75-79
Texas Rangers.....	80-84
2018 Spring Training Schedule.....	166-170
2018 ESPN Spring Training Broadcasts.....	171
2018 Non-Roster Invitees	172-176
2018 Spring Training Umpire Roster.....	177



CAMPING
WORLD

GRAPEFRUIT LEAGUE

Atlanta Braves	85-90
Baltimore Orioles.....	91-96
Boston Red Sox.....	97-102
Detroit Tigers.....	103-108
Houston Astros	109-113
Miami Marlins	114-118
Minnesota Twins	119-123
New York Mets.....	124-128
New York Yankees	129-133
Philadelphia Phillies	134-138
Pittsburgh Pirates	139-144
St. Louis Cardinals	145-149
Tampa Bay Rays.....	150-154
Toronto Blue Jays.....	155-159
Washington Nationals.....	160-165

The 2018 Spring Training Media Guide is produced by Major League Baseball Communications.
Chief Communications Officer: Pat Courtney.

Vice President: Mike Teevan.

Information for this guide was also provided by the 30 Major League Baseball Clubs
and is current to February 12, 2018.

Edited by: Donald Muller.

Editorial assistance by: Paul Koehler and Alex Simeone.

Cover by: Major League Baseball Design Services.

Maps provided by Vanguard Spring Training Baseball Yearbook.

©Copyright 2018 Major League Baseball Office of the Commissioner



AZ  FL
SPRING TRAINING
 2018

SPRING TRAINING
 2018

CAMPING WORLD





ARIZONA DIAMONDBACKS

ADDRESS

Salt River Fields at Talking Stick
7555 N. Pima Road
Scottsdale, AZ 85258

FOLLOW ON SOCIAL MEDIA

Twitter: @Dbacks

Instagram: dbacks

Snapchat: dbacks

Facebook: www.facebook.com/Dbacks

2017 RECORD

93-69...NL Wild Card...Second Place...NL West...11.0 Games Back

CLUB CONTACTS

Stadium Office.....	(480) 270-5800
Ken Kendrick, Managing General Partner.....	270-5800
Derrick Hall, President & CEO.....	270-5800
Tom Harris, Executive Vice President and Chief Financial Officer.....	270-5800
Cullen Maxey, Executive Vice President, Business Operations & Chief Revenue Officer.....	270-5800
Mike Hazen, Executive Vice President & General Manager.....	270-5800
Jared Porter, Senior Vice President & Assistant General Manager.....	270-5800
Amiel Sawdaye, Senior Vice President & Assistant General Manager.....	270-5800
Mike Bell, Vice President, Player Development.....	270-5800
Dave Dunne, General Manager, Salt River Fields at Talking Stick.....	278-8937
Roger Riley, Senior Director, Team Travel & Home Clubhouse Manager.....	270-5833
Bob Doty, Manager, Equipment & Visiting Clubhouse.....	270-5834
Bobby Bensingher, Minor League Complex Coordinator.....	270-5867
Press Box.....	270-5124
Deric Ladnier, Director, Amateur Scouting.....	462-6558
Jason Parks, Director, Professional Scouting.....	462-6616
Sam Eaton, Director, Baseball Operations.....	462-6596
Shawn Marette, Senior Manager, Minor League Administration.....	462-6520
Graham Rossini, Vice President, Special Projects.....	462-6623
Josh Rawitch, Senior Vice President, Communications.....	462-6746
Casey Wilcox, Senior Director, Player & Media Relations.....	462-6661
Patrick O'Connell, Senior Manager, Player & Media Relations.....	462-6586
Patrick Kurish, Manager, Player & Media Relations.....	462-6688
Katie Krause, Senior Manager, Corporate Communications.....	462-6749

STADIUM INFORMATION

Salt River Fields at Talking Stick (address above)

Capacity: 11,000

Years at present location (including 2018 season): 8

Dimensions:

Center Field: 410 feet

Left Field Power Alley: 390 feet

Right Field Power Alley: 390 feet

Left Field Foul Pole: 345 feet

Right Field Foul Pole: 345 feet

Media Parking: Parking available in the Home Plate parking lot, at the west end of the facility.

Credential Pick-Up: Home Plate Will Call, Window No. 8.

Clubhouse Access: Clubhouse closes one hour before game time. No still photographers permitted at any time.

PRE-GAME TIMINGS

Afternoon Games (1:10 p.m. Starts)

D-backs BP: until 11:15 a.m.

Visitors BP: 11:15 a.m. - 12:15 p.m.

Infield: Off by 12:25 p.m.

Evening Games (6:40p.m. Starts)

D-backs BP: until 4:45 p.m.

Visitors BP: 4:45 - 5:45 p.m.

Infield: Off by 5:55 p.m.

*Times are subject to change



DIRECTIONS

From Loop-101, take exit 43 for Via de Ventura Road and proceed west. Turn left at 90th Street to enter the complex. Proceed until the road ends and turn left. The Desert parking lot will be the first lot on the right-hand side.

TICKET INFORMATION

Ticket prices start at: Infield Box \$36; Dugout Reserve \$34; Infield Reserve \$29; View Reserve \$26; Baseline Reserve \$24; Banana Boat Lawn \$13. Miller Lite Loft \$48; American Airlines Deck \$48; Pepsi Patio \$24. Individual game tickets are available online at www.saltriverfields.com, at Salt River Fields ticket windows or by calling 888-490-0383 or 480-362-WINS (9467).

PHOTO DAY

Tuesday, February 20 at 6:30 a.m.

MINOR LEAGUE INFORMATION

Facility is located at Salt River Fields at Talking Stick, 7555 N. Pima Road, Scottsdale, AZ 85258. Pitchers and catchers report on March 5. Position players report on March 9. First full squad workout on March 10.

NEW D-BACKS IN 2018

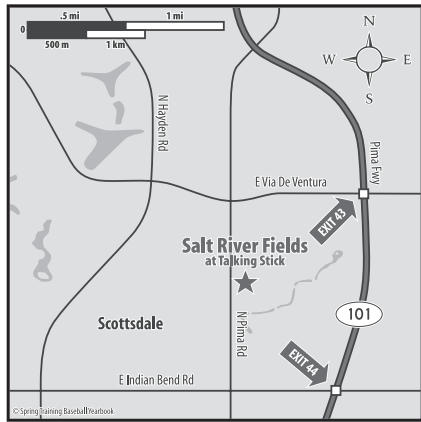
Alex Avila, C
Brad Boxberger, RHP
Yoshihisa Hirano, RHP
Albert Suárez, RHP

GONE FROM 2017

Grégor Blanco, OF
Jorge De La Rosa, LHP
David Hernandez, RHP
J.J. Hoover, RHP
Chris Iannetta, C
J.D. Martinez, OF
Fernando Rodney, RHP
Adam Rosales, INF

SPRING TRAINING SITES

1997 Yuma, AZ (Minor League only)
1998-2010 Tucson, AZ
2011-present Scottsdale, AZ



NON-ROSTER INVITEES

Pitchers

73 Atkinson, Ryan, RHP
58 Bastardo, Antonio, LHP
49 Blazek, Michael, RHP
67 Buchanan, Jake, RHP
72 Clarke, Taylor, RHP
37 Feliz, Neftali, RHP
65 Krehbiel, Joey, RHP
47 Medlen, Kris, RHP
64 Nakaushiro, Yuhei, LHP
57 Salas, Fernando, RHP

Catchers

75 Perez, Michael
9 Thole, Josh

Infielders

68 Cron, Kevin
45 Negrón, Kristopher

Outfielders

70 Flores, Ramón
14 Fuentes, Rey
71 Puello, César

RECORD & ATTENDANCE — LAST FIVE YEARS

Year	Record	Attendance
2017	15-15-2	162,941
2016	24-8-3	183,393
2015	19-14-2	191,849
2014	12-13	144,434
2013	16-17-2	176,336

2018 SPRING TRAINING SCHEDULE

[All Times Local; (ss) — Split Squad for opponent]

Day	Date	Opponent	Site	R/TV	Time
Wednesday	February 21	Arizona State University	Salt River Fields		1:10 p.m.
Thursday	February 22	OPEN DATE			
Friday	February 23	@Colorado	Salt River Fields	R*	1:10 p.m.
Saturday	February 24	Cleveland	Salt River Fields	R	1:10 p.m.
Sunday	February 25	Milwaukee	Salt River Fields	R	1:10 p.m.
Monday	February 26	@Cincinnati	Goodyear		1:05 p.m.
		Colorado	Salt River Fields		1:10 p.m.
Tuesday	February 27	@San Francisco	Scottsdale		1:05 p.m.
Wednesday	February 28	Colorado	Salt River Fields	W	1:10 p.m.
Thursday	March 1	Milwaukee	Salt River Fields	W/T	1:10 p.m.
Friday	March 2	@Colorado	Salt River Fields		1:10 p.m.
Saturday	March 3	@Los Angeles Dodgers	Glendale	R	1:05 p.m.
Sunday	March 4	Chicago Cubs	Salt River Fields	R*/T	1:10 p.m.
Monday	March 5	@San Diego	Peoria		6:40 p.m.
Tuesday	March 6	Los Angeles Angels	Salt River Fields	W	1:10 p.m.
Wednesday	March 7	OPEN DATE			
Thursday	March 8	@Milwaukee	Maryvale		1:05 p.m.
Friday	March 9	@Kansas City (ss)	Surprise		1:05 p.m.
Saturday	March 10	Kansas City	Salt River Fields	R*	1:10 p.m.
Sunday	March 11	@Chicago White Sox	Glendale	R	1:05 p.m.
Monday	March 12	Colorado	Salt River Fields		1:10 p.m.
Tuesday	March 13	OPEN DATE			
Wednesday	March 14	Cincinnati	Salt River Fields	W/T	1:10 p.m.
Thursday	March 15	@Chicago Cubs	Mesa (Sloan)	W	1:05 p.m.
Friday	March 16	Los Angeles Dodgers	Salt River Fields	T	1:10 p.m.
Saturday	March 17	San Diego	Salt River Fields	R	1:10 p.m.
Sunday	March 18	@Cincinnati	Goodyear	R	1:05 p.m.
Monday	March 19	Chicago White Sox	Salt River Fields		1:10 p.m.
Tuesday	March 20	@Los Angeles Angels	Tempe		1:10 p.m.
Wednesday	March 21	San Francisco	Salt River Fields	W	1:10 p.m.
Thursday	March 22	Chicago White Sox	Salt River Fields	W	6:40 p.m.
Friday	March 23	@Cleveland	Goodyear		6:05 p.m.
Saturday	March 24	Kansas City	Salt River Fields	R*	1:10 p.m.
		@Los Angeles Angels	Tempe		1:10 p.m.
Sunday	March 25	@Colorado	Salt River Fields	R	1:10 p.m.
Monday	March 26	Cleveland	Chase Field	R*	6:40 p.m.
Tuesday	March 27	Cleveland	Chase Field	T	12:40 p.m.

(R) 98.7 FM Arizona's Sports Station • (R*) ESPN Phoenix 620

(W) Webcast - Dbacks.com • (T) Fox Sports Arizona



SALT RIVER FIELDS AT TALKING STICK - SCOTTSDALE, ARIZONA

2018 ARIZONA DIAMONDBACKS 40-MAN ROSTER

MANAGER: Tony Lovullo (17), COACHES: Mike Butcher (23), Mike Fetters (43), Robby Hammock (7), Tim Laker (59), Dave Magadan (18), Dave McKay (39), Jerry Narmon (12), Tony Perezchica (1), Luis Urueta (58).		2017 CLUB(S)																	
#	PITCHERS (20)	B-T	HT	WT	Birthdate	Birdplace	W-L	ERA	G	GS	CG	SV	IP	H	R	ER	BB	SO	MLS
70	Banda, Anthony	L-L	6-2	190	8/10/93	Corpus Christi, TX	Reno (AAA)	8-7	5.39	22	22	0	122.0	125	76	73	51	116	0.037
33	Barrett, Jake	R-R	6-3	240	7/22/91	Upland, CA	ARIZONA	2-3	5.96	8	4	0	25.2	26	17	17	10	25	1.120
31	Boxberger, Brad	R-R	6-2	205	5/7/88	Fullerton, CA	Visalia (A)	0-0	2.45	4	0	0	3.2	4	4	1	1	7	4.109
61	Bracho, Silvino	R-R	5-10	190	7/17/92	Manacibo, Venezuela	ARIZONA	1-1	5.00	28	0	0	27.0	27	18	15	15	26	
25	Bradley, Archie	R-R	6-4	225	8/10/92	Muskogee, OK	Charlotte (A)	0-1	11.25	4	4	0	4.0	6	5	5	7	13	1.014
40	Chafin, Andrew	R-L	6-2	225	6/17/90	Kettering, OH	Durham (AAA)	0-0	2.45	4	0	0	3.2	2	1	1	5	7	
46	Corbin, Patrick	L-L	6-2	220	7/19/89	Clay, NY	ARIZONA	4-4	3.38	30	0	0	29.1	23	11	11	11	40	
48	Delgado, Randall	R-R	6-3	220	2/9/90	Las Tablas, Panama	ARIZONA	3-2	4.08	33	0	0	8	35.1	25	17	16	7	1.112
52	Godley, Zack	R-R	6-3	240	4/21/90	Bamberg, SC	ARIZONA	0-0	5.66	21	0	0	0	20.2	18	14	13	7	2.112
21	Greinke, Zack	R-R	6-2	200	10/21/83	Olando, FL	ARIZONA	1-0	3.51	71	0	0	0	51.1	48	21	20	21	3.020
66	Hirano, Yoshihisa	R-R	6-1	185	3/8/84	Uji, Japan	ARIZONA	13-14	4.03	32	32	0	0	189.2	208	97	85	61	1.178
55	Koeh, Matt	L-R	6-3	215	11/2/90	Storm Lake, IO	ARIZONA	2-2	3.59	26	5	0	1	62.2	60	31	25	14	5.100
30	McFarland, T.J.	L-L	6-3	220	6/8/89	Palos Hills, IL	Reno (AAA)	2-1	2.57	5	3	0	0	28.0	14	11	8	17	2.112
63	Miller, Jared	L-L	6-7	270	8/21/93	Columbus, OH	ARIZONA	8-9	3.37	26	25	0	0	155.0	124	61	58	53	1.165
26	Miller, Shelby	R-R	6-3	225	10/10/90	Houston, TX	ARIZONA	17-7	3.20	32	32	1	0	202.1	172	80	72	45	2.15
38	Ray, Robbie	L-L	6-2	195	10/1/91	Brentwood, TN	Orix (NPB)	3-7	2.67	58	0	0	29	57.1	57	19	17	16	4.000
68	Sherfy, Jimmie	R-R	6-0	175	12/27/91	Camarillo, CA	Reno (AAA)	2-2	8.40	10	10	0	0	45.0	68	42	42	15	2.033
34	Shipley, Braden	R-R	6-1	190	2/22/92	Medford, OR	Hillsboro (A)	1-0	4.91	2	2	0	0	11.0	13	7	6	1	9
56	Suárez, Albert	R-R	6-2	235	10/8/89	San Felix, Venezuela	ARIZONA	0-0	0.00	7	0	0	1	11.0	6	0	0	4	9
99	Walker, Taijuan	R-R	6-4	235	8/13/92	Shreveport, LA	Reno (AAA)	4-5	5.33	43	1	0	0	54.0	65	42	32	17	2.9
							ARIZONA	3-3	1.72	22	0	0	1	31.1	16	8	6	10	4.3
							Reno (AAA)	2-2	4.09	4	4	0	0	22.0	20	10	10	12	20
							ARIZONA	15-5	2.89	28	28	1	0	162.0	116	57	52	71	2.18
							Reno (AAA)	2-1	3.12	44	0	0	20	49.0	37	17	17	10	6.1
							ARIZONA	2-0	0.00	11	0	0	1	10.2	5	0	0	2	9
							Reno (AAA)	7-6	5.66	19	19	1	0	105.0	129	68	66	42	6.9
							ARIZONA	0-1	5.76	10	3	0	0	25.0	31	18	16	15	1.18
							AZL D-backs (R)	0-0	9.00	1	1	0	0	4.0	5	4	4	0	5
							AZL Giants (R)	0-1	9.64	3	3	0	0	4.2	5	6	5	2	3
							San Jose (A)	0-0	3.00	2	2	0	0	6.0	4	2	2	1	3
							Sacramento (AAA)	0-0	0.00	1	1	0	0	3.0	3	0	0	0	5
							SAN FRANCISCO	0-3	5.12	18	0	0	1	31.2	28	18	18	11	3.4
							ARIZONA	9-9	3.49	28	28	0	0	157.1	178	76	61	146	3.142

#	CATCHERS (4)	B-T	HT	WT	Birthdate	Birthplace	2017 CLUB(S)	AVG	G	AB	R	H	2B	3B	HR	RBI	BB	SO	SB	MLS
5	Avila, Alex	L-R	5-11	210	1/29/87	Hialeah, FL	DETROIT	.274	77	219	30	60	11	0	11	32	43	80	0	8.061
10	Herrmann, Chris	L-R	6-0	200	11/24/87	Tomball, TX	CHICAGO (NL)	.239	35	92	11	22	2	1	3	17	19	40	0	4.001
2	Mathis, Jeff	R-R	6-0	205	3/31/83	Marianna, FL	ARIZONA	.215	60	186	13	40	10	2	4	27	29	67	5	11.012
36	Murphy, John Ryan	R-R	5-11	205	5/13/91	Bradenton, FL	Rochester (AAA)	.222	59	194	21	43	9	0	2	27	22	36	0	2.043
							Reno (AAA)	.284	19	67	5	19	0	0	2	7	7	7	0	
							ARIZONA	.143	5	7	0	1	1	0	0	1	0	1	0	
#	INFIELDERS (11)	B-T	HT	WT	Birthdate	Birthplace	2017 CLUB(S)	AVG	G	AB	R	H	2B	3B	HR	RBI <td>BB</td> <td>SO</td> <td>SB</td> <td>MLS</td>	BB	SO	SB	MLS
13	Ahmed, Nick	R-R	6-2	195	3/15/90	East Longmeadow, MA	ARIZONA	.251	53	167	24	24	8	1	6	21	10	39	3	3.054
							AZL D-backs (R)	.000	4	10	1	0	0	0	0	1	3	4	0	
							Reno (AAA)	.143	2	7	1	1	0	0	0	1	3	0	0	
3	Descalso, Daniel	L-R	5-10	190	10/19/86	Redwood City, CA	ARIZONA	.233	130	344	47	80	16	5	10	51	48	89	4	7.016
27	Drury, Brandon	R-R	6-2	210	8/21/92	Grants Pass, OR	ARIZONA	.267	135	445	41	119	37	2	13	63	28	103	1	2.034
44	Galdschmidt, Paul	R-R	6-3	225	9/10/87	Wilmington, DE	ARIZONA	.297	155	558	117	166	34	3	36	120	94	147	18	6.059
22	Lamb, Jake	L-R	6-3	215	10/9/90	Seattle, WA	ARIZONA	.248	149	536	89	133	30	4	30	105	87	152	6	3.053
74	Leyba, Domingo	S-R	5-11	160	9/11/95	Santo Domingo, D.R.	Hillsboro (A)	.286	6	28	4	8	1	0	1	6	4	2	0	0.000
							Jackson (AA)	.276	17	58	11	16	4	0	2	9	5	6	0	
4	Marte, Ketel	S-R	6-1	165	10/12/93	Peravia, D.R.	Reno (AAA)	.338	70	311	62	105	23	7	6	41	25	34	7	1.162
							ARIZONA	.260	73	223	30	58	11	2	5	18	29	37	3	
16	Owings, Chris	R-R	5-10	185	8/12/91	Charleston, SC	ARIZONA	.268	97	362	41	97	25	1	12	51	17	87	12	4.027
76	Reinheimer, Jack	R-R	6-1	185	7/19/92	Charlotte, NC	Reno (AAA)	.278	129	482	87	134	19	2	4	56	47	86	12	0.004
							ARIZONA	.000	2	5	0	0	0	0	0	0	0	3	0	
73	Vargas, Ildemaro	S-R	6-0	170	7/16/91	Monagas, Venezuela	Reno (AAA)	.312	113	487	87	152	35	4	10	65	30	40	8	0.027
							ARIZONA	.308	12	13	4	4	1	0	0	4	0	3	0	
							AZL D-backs (R)	.375	2	8	2	3	0	0	0	0	0	0	1	
53	Walker, Christian	R-R	6-0	220	3/28/91	Norristown, PA	Reno (AAA)	.309	133	514	104	159	34	9	32	114	61	104	5	0.055
							ARIZONA	.250	11	12	2	3	1	0	2	2	1	5	0	
#	OUTFIELDERS (5)	B-T	HT	WT	Birthdate	Birthplace	2017 CLUB(S)	AVG	G	AB	R	H	2B	3B	HR	RBI <td>BB</td> <td>SO</td> <td>SB</td> <td>MLS</td>	BB	SO	SB	MLS
19	Brito, Sócrates	L-L	6-1	200	9/6/92	Azua, D.R.	Reno (AAA)	.291	78	292	43	85	15	8	5	44	22	64	6	1.030
41	Hazelbaker, Jeremy	L-R	6-3	190	8/14/87	Muncie, IN	ARIZONA	.346	41	52	10	18	2	2	2	10	9	20	1	1.052
							Reno (AAA)	.279	52	190	31	53	13	5	6	25	19	57	11	
							AZL D-backs (R)	.333	1	3	1	1	0	0	0	0	1	1	1	
6	Peralta, David	L-L	6-1	210	8/14/87	Valencia, Venezuela	ARIZONA	.293	140	525	82	154	31	3	14	57	43	94	8	3.120
11	Pollock, A.J.	R-R	6-1	195	12/5/87	Hebron, CT	ARIZONA	.266	112	425	73	113	33	6	14	49	35	71	20	5.052
							Reno (AAA)	.278	7	18	6	5	2	0	2	2	4	2	0	
24	Tomás, Yasmany	R-R	6-2	250	11/14/90	Havana, Cuba	ARIZONA	.241	47	166	19	40	11	1	8	32	13	50	0	3.000
							Reno (AAA)	.286	3	7	1	2	1	0	1	1	0	2	0	



CHICAGO CUBS

ADDRESS

Cubs Offices
2510 W. Rio Salado Parkway
Mesa, AZ 85201

FOLLOW ON SOCIAL MEDIA

Twitter: @Cubs

Instagram: cubs

Snapchat: Cubs

Facebook: www.facebook.com/cubs

Sloan Park
2330 W. Rio Salado Parkway
Mesa, AZ 85201

2017 RECORD

92-70...NL Central Champions...6.0 Games Ahead

CLUB CONTACTS

Stadium Office	(480) 668-4500
Tom Ricketts, Chairman	(480) 668-4500
Laura Ricketts, Board of Directors.....	(480) 668-4500
Pete Ricketts, Board of Directors	(480) 668-4500
Todd Ricketts, Board of Directors	(480) 668-4500
Theo Epstein, President, Baseball Operations	(773) 404-4030
Crane Kenney, President, Business Operations	(773) 404-4032
Jed Hoyer, Executive Vice President/General Manager	(773) 404-4025
Randy Bush, Assistant General Manager	(773) 404-4041
Scott Harris, Assistant General Manager	(773) 404-4130
Shiraz Rehman, Assistant General Manager, Strategic Initiatives.....	(773) 404-4024
Jason McLeod, Senior Vice President, Scouting and Player Development.....	(773) 404-4029
Jaron Madison, Director, Player Development	(773) 404-4125
Vijay Tekchandani, Traveling Secretary.....	(773) 404-4117
Justin Piper, General Manager, Spring Training Operations.....	(480) 668-4593
Peter Chase, Director, Media Relations.....	(773) 404-4020
Jason Carr, Assistant Director, Media Relations	(773) 404-4023
Alex Wilcox, Coordinator, Media Relations.....	(773) 404-4073
Press Box.....	(480) 668-4533
Fax (Baseball Operations).....	(480) 668-4540
Minor League Facility.....	(480) 668-4500

HOTEL INFORMATION

Hyatt Place Phoenix/Mesa, 1422 Bass Pro Dr., Mesa, AZ 85201. Phone: (480) 969-8200.

STADIUM INFORMATION

Sloan Park

2330 W. Rio Salado Parkway
Mesa, AZ 85201

Capacity: 15,000

Years at present location (including 2018 season): 5

Dimensions:

Center Field: 410 feet

Left Field Power Alley: 366 feet

Right Field Power Alley: 398 feet

Left Field Foul Pole: 360 feet

Right Field Foul Pole: 360 feet

PRE-GAME TIMINGS

Afternoon Games (1:05 p.m. Starts)

Cubs BP: 10:10 - 10:55 a.m.

Visitors BP: 11:00 a.m. - 12:00 p.m.

Cubs Infield: 12:05 - 12:15 p.m.

Visitors Infield: 12:15 - 12:30 p.m.

DIRECTIONS

From the North: Take AZ 101 loop South to exit 52 (Rio Salado Parkway) and turn left (east) off of exit, onto Rio Salado Parkway. Ballpark is 0.7 miles past exit on the left-hand side.

From the South: Take AZ 101 loop North to exit 52 (Rio Salado Parkway) and merge onto N. Price Rd. Make a right (east) off of exit, onto Rio Salado Parkway. Ballpark is 0.7 miles past exit on the left-hand side.

From the East: Take AZ 202 loop West to exit 10 (Dobson Road) and take exit 10 left as it becomes Dobson Road. Entrance to parking lots is 0.4 miles on the right-hand side.

From the West: Take AZ 202 loop East to exit 10 (Dobson Road). Entrance to parking lots is 0.4 miles on the right-hand side.

TICKET INFORMATION

Infield Box seats start at \$47, Infield Reserved seats at \$41, Outfield Reserved at \$35, Bullpen Reserved at \$27, Budweiser Rooftop at \$23 and General Admission Lawn at \$14. Tickets can be purchased in person at the Sloan Park ticket office, online at cubs.com or by calling (800) THE-CUBS.

PHOTO DAY

Tuesday, February 20 at 7:00 a.m.

MINOR LEAGUE INFORMATION

Facility is located at Under Armour Performance Center, 2510 W. Rio Salado Parkway, Mesa, AZ 85201. All players report on March 2. First workout is March 4.



NON-ROSTER INVITEES

Pitchers

- 87 Baldonado, Alberto, LHP
- 45 Bass, Anthony, RHP
- 72 Brooks, Craig, RHP
- 78 Camarena, Daniel, LHP
- 79 Garner, David, RHP
- 89 Hancock, Justin, RHP
- 82 Hatch, Thomas, RHP
- 54 Perez, Williams, RHP
- 51 Roth, Michael, LHP
- 56 Ryan, Kyle, LHP

Catchers

- 43 Davis, Taylor
- 53 Gimenez, Chris
- 84 Rice, Ian
- 64 Solis, Ali

Infielders

- 66 Court, Ryan
- 4 Freeman, Mike
- 61 Navarro, Effen
- 86 Vosler, Jason
- 85 Young, Chesny

Outfielders

- 13 Bourjos, Peter
- 75 Hannemann, Jacob
- 83 Rademacher, Bijan

NEW CUBS IN 2018

Dario Alvarez, LHP
Adbert Alzolay, RHP
David Bote, INF
Tyler Chatwood, RHP
Steve Cishek, RHP
Yu Darvish, RHP
Oscar De La Cruz, RHP
Luke Farrell, RHP
Cory Mazzoni, RHP
Brandon Morrow, RHP
Randy Rosario, LHP
Drew Smyly, LHP

GONE FROM 2017

Jake Arrieta, RHP
Alex Avila, C
Wade Davis, RHP
Jon Jay, OF
John Lackey, RHP
Leonys Martin, OF
Felix Pena, RHP
Rene Rivera, C
Hector Rondon, RHP
Koji Uehara, RHP



SPRING TRAINING SITES

1921-41	Catalina Island, CA
1942-44	French Lick, IN
1945-51	Catalina Island, CA
1952-65	Mesa, AZ
1966	Long Beach, CA
1967-78	Scottsdale, AZ
1979-2013	Mesa, AZ (Hohokam)
2014-present	Mesa, AZ (Sloan)

RECORD & ATTENDANCE — LAST FIVE YEARS

Year	Record	Attendance
2017	13-18-5	226,933
2016	11-19-2	226,163
2015	15-15-1	222,415
2014	15-18-1	213,815
2013	16-19-2	145,381*

*Games Played at Hohokam Stadium



SLOAN PARK - MESA, ARIZONA



2018 SPRING TRAINING SCHEDULE

[All Times Local; (ss) — Split Squad for opponent]

Day	Date	Opponent	Site	R/TV	Time
Friday	February 23	@Milwaukee (ss)	Maryvale	W	1:05 p.m.
Saturday	February 24	Texas	Mesa (Sloan)	R	1:05 p.m.
Sunday	February 25	@San Francisco	Scottsdale	W	1:05 p.m.
Monday	February 26	Seattle	Mesa (Sloan)	W	1:05 p.m.
Tuesday	February 27	Chicago White Sox	Mesa (Sloan)	W/T	1:05 p.m.
Wednesday	February 28	Oakland	Mesa (Sloan)	W	1:05 p.m.
Thursday	March 1	Colorado	Mesa (Sloan)	W	1:05 p.m.
Friday	March 2	@Los Angeles Angels	Tempe	W	1:10 p.m.
Saturday	March 3	Cincinnati	Mesa (Sloan)	R	1:05 p.m.
Sunday	March 4	@Arizona	Salt River Fields	R	1:10 p.m.
Monday	March 5	@Colorado	Salt River Fields	W	1:10 p.m.
Tuesday	March 6	Los Angeles Dodgers	Mesa (Sloan)	W	1:05 p.m.
Wednesday	March 7	@Cleveland	Goodyear	W/T	6:05 p.m.
Thursday	March 8	San Diego	Mesa (Sloan)	W	1:05 p.m.
Friday	March 9	Los Angeles Angels	Mesa (Sloan)	R	1:05 p.m.
Saturday	March 10	Chicago White Sox	Mesa (Sloan)	R	1:05 p.m.
		@Los Angeles Dodgers	Glendale	W	7:05 p.m.
Sunday	March 11	@Oakland	Mesa (Hohokam)	W	1:05 p.m.
Monday	March 12	OPEN DATE			
Tuesday	March 13	@San Diego	Peoria	W	1:10 p.m.
		San Francisco	Sloan (Mesa)	W	7:05 p.m.
Wednesday	March 14	@Kansas City	Surprise	W	1:05 p.m.
Thursday	March 15	Arizona	Mesa (Sloan)	W	1:05 p.m.
Friday	March 16	@Chicago White Sox	Glendale	W	1:05 p.m.
Saturday	March 17	Cleveland (ss)	Mesa (Sloan)	W	1:05 p.m.
		Cleveland (ss)	Las Vegas, NV	T	4:05 p.m.
Sunday	March 18	Kansas City	Mesa (Sloan)		1:05 p.m.
		Cleveland (ss)	Las Vegas, NV	R/N	1:05 p.m.
Monday	March 19	@Cincinnati	Goodyear	W	6:05 p.m.
Tuesday	March 20	OPEN DATE			
Wednesday	March 21	@Texas	Surprise	W	1:05 p.m.
Thursday	March 22	@San Francisco	Scottsdale	R	7:05 p.m.
Friday	March 23	Milwaukee	Mesa (Sloan)	R	1:05 p.m.
Saturday	March 24	@Seattle	Peoria		6:40 p.m.
		Colorado	Mesa (Sloan)	R/N	7:05 p.m.
Sunday	March 25	@Kansas City	Surprise	R/T	12:05 p.m.
Monday	March 26	@Boston	Fort Myers, FL	W	6:05 p.m.
Tuesday	March 27	@Boston	Fort Myers, FL	W/E	1:05 p.m.

(R) 670 The Score • (W) Cubs.com Radio Webcast
 (T) WGN • (N) NBC Sports Chicago • (E) ESPN

2018 CHICAGO CUBS 40-MAN ROSTER

MANAGER: Joe Maddon (70)		COACHES: Mike Borzello (58), Brian Butterfield (55), Juan Cabejra (63), Chili Davis (30), Franklin Font (65), Andy Haines (19), Jim Hickey (48), Brandon Hyde (16), Lester Sirode (35), Will Venable (25).																		
#	PITCHERS (26)	B-T	HT	WT	Birthdate	Birthplace	2017 CLUB(S)	W-L	ERA	G	GS	CG	SV	IP	H	R	ER	BB	SO	MLS
68	Alvarez, Dario	L-L	6-1	171	1/17/89	Santiago, D.R.	TEXAS	2-0	2.76	20	0	0	0	16.1	19	8	5	14	17	1,066
73	Alzobiy, Adbert	R-R	6-1	175	3/1/95	San Felix, Venezuela	Round Rock (AAA)	2-0	2.33	18	1	0	0	27.0	24	7	7	10	36	0,000
33	Butler, Eddie	R-R	6-2	180	3/13/91	Chesapeake, VA	Myrtle Beach (A)	7-1	2.98	15	15	7	0	81.2	65	29	27	12	78	0,000
21	Charwood, Tyler	R-R	5-11	200	12/16/89	Redlands, CA	Tennessee (AA)	0-3	3.03	7	7	0	0	32.2	27	12	11	12	30	1,141
41	Cishek, Steve	R-R	6-6	217	6/18/86	Falmouth, MA	Iowa (AAA)	2-0	2.17	8	8	0	0	45.2	49	12	11	12	30	3,000
							CHICAGO (NL)	4-3	3.95	13	11	0	0	54.2	50	24	24	28	30	6,039
							COLORADO	8-15	4.69	33	25	1	1	147.2	136	79	77	77	120	6,143
							SEATTLE	1-1	3.15	23	0	0	1	20.0	13	7	7	7	15	
							Arkansas (AA)	0-0	5.40	4	1	0	0	3.1	4	2	2	1	4	
							Tacoma (AAA)	1-0	0.00	3	1	0	0	2.2	2	0	0	3	3	
							TAMPA BAY	2-1	1.09	26	0	0	0	24.2	13	3	3	7	26	
11	Darvish, Yu	R-R	6-5	216	8/16/86	Osaka, Japan	TEXAS	6-9	4.01	22	22	0	0	137.0	115	63	61	45	148	6,000
71	De La Cruz, Oscar	R-R	6-4	200	3/4/95	La Romana, D.R.	LOS ANGELES (NL)	4-3	3.44	9	9	0	0	49.2	44	20	19	13	61	
							Myrtle Beach (A)	7-4	4.07	12	12	1	0	54.2	55	22	21	13	47	0,000
							Mesa (R)	0-0	0.00	1	0	0	0	2.0	0	0	0	0	0	
32	Duensing, Brian	L-L	6-0	200	2/22/83	Marysville, KS	Iowa (AAA)	0-0	0.00	2	0	0	0	3.0	1	0	0	0	5	8,055
6	Edwards Jr., Carl	R-R	6-3	170	9/3/91	Prosperity, SC	CHICAGO (NL)	1-1	2.74	68	0	0	0	62.1	58	19	19	18	61	
59	Farrell, Luke	R-R	6-6	210	6/7/91	Westlake, OH	CHICAGO (NL)	5-4	2.98	73	0	0	0	66.1	29	22	22	38	94	1,134
							Omaha (AAA)	7-4	4.07	17	16	0	0	97.1	89	48	44	33	94	0,031
							KANSAS CITY	0-0	16.88	1	1	0	0	2.2	7	5	5	3	2	
							Oklahoma City (AAA)	0-0	3.86	1	1	0	0	4.2	4	3	2	2	5	
							Louisville (AAA)	1-2	9.82	4	3	0	0	14.2	14	16	16	11	18	
52	Grimm, Justin	R-R	6-3	210	8/16/88	Bristol, TN	CINCINNATI	0-0	2.61	9	0	0	0	10.1	5	3	3	7	7	
28	Hendricks, Kyle	R-R	6-3	190	12/7/89	Newport Beach, CA	CHICAGO (NL)	1-2	5.53	50	0	0	1	55.1	47	34	34	27	59	4,153
							Iowa (AAA)	0-1	3.86	10	0	0	3	11.2	10	5	5	5	18	
34	Lester, Jon	L-L	6-4	240	1/7/84	Tacoma, WA	CHICAGO (NL)	7-5	3.03	24	24	0	0	139.2	126	49	47	40	123	3,081
36	Maples, Dillon	R-R	6-2	205	5/9/92	Sanford, NC	Tennessee (AA)	0-0	1.08	2	2	0	0	8.1	2	1	1	1	5	
							CHICAGO (NL)	1-1	3.29	14	0	0	0	13.2	11	7	5	4	11	
							Iowa (AAA)	1-2	1.96	17	0	0	4	18.1	12	7	4	11	28	
60	Mazzoni, Cory	R-R	6-1	210	10/19/89	Evans City, PA	CHICAGO (NL)	0-0	10.13	6	0	0	0	5.1	6	6	6	6	11	0,076
							AZL Padres 1 (R)	1-0	0.00	7	0	0	0	8.0	7	0	0	0	15	
							AZL Padres 2 (R)	0-0	0.00	2	0	0	0	2.0	0	0	0	0	2	
							El Paso (AAA)	1-0	0.89	14	0	0	1	20.1	18	2	2	3	31	
24	Mills, Alec	R-R	6-4	205	11/30/91	Clarksville, TN	SAN DIEGO	0-0	13.50	6	0	0	0	8.0	17	16	12	4	4	0,022
							Iowa (AAA)	2-0	3.21	3	3	0	0	14.0	12	9	5	3	7	
							Mesa (R)	0-0	0.00	2	2	0	0	5.0	2	0	0	1	6	
38	Montgomery, Mike	L-L	6-5	215	7/1/89	Mission Hills, CA	Myrtle Beach (A)	0-1	3.00	2	2	0	0	9.0	8	3	3	1	7	
15	Morrow, Brandon	R-R	6-3	207	7/26/84	Santa Rosa, CA	CHICAGO (NL)	7-8	3.38	44	14	0	3	130.2	103	52	49	55	100	2,089
							Oklahoma City (AAA)	0-5	7.20	20	0	0	6	20.0	25	18	16	5	22	9,096
							LOS ANGELES (NL)	6-0	2.06	45	0	0	2	43.2	31	10	10	9	50	

#	PITCHERS (cont'd)	B-T	HT	WT	Birthdate	Birthplace	2017 CLUB(S)	W-L	ERA	G	GS	CG	SV	IP	H	R	ER	BB	SO	MLS
62	Quintana, José	R-L	6-1	220	1/24/89	Arjona, Colombia	CHICAGO (AL) CHICAGO (NL)	4-8 7-3	4.49 3.74	18 14	18 14	1	0	104.1	98	55	52	40	109	5.133
77	Rosario, Randy	L-L	6-1	210	5/18/94	Nägua, D.R.	Fort Myers (A) Chattanooga (AA) MINNESOTA	1-0 0-0 0-0	0.00 4.08 30.86	2 32 2	0 0 0	0 8 0	0	57.1	57	29	26	3	45	0.010
39	Snyth, Drew	L-L	6-3	190	6/13/89	Little Rock, AR	SEATTLE	5-4	2.83	69	0	0	0	60.1	45	22	19	26	65	5.154
46	Strop, Pedro	R-R	6-1	220	6/13/85	San Cristobal, D.R.	CHICAGO (NL)	5-4	2.83	69	0	0	0	60.1	45	22	19	26	65	6.156
1	Tseng, Jen-Ho	L-R	6-1	210	10/3/94	Taipei, Taiwan	Tennessee (AA) Iowa (AAA) CHICAGO (NL)	7-3 6-1 1-0	2.99 1.80 7.50	15 9 2	15 0 1	0	0	90.1	79	38	30	24	83	0.019
74	Underwood Jr., Duane	R-R	6-2	210	7/20/94	Raleigh, NC	Tennessee (AA)	1-0	7.50	2	1	0	0	6.0	5	5	5	2	8	0.000
37	Wilson, Justin	L-L	6-2	203	8/18/87	Anaheim, CA	DETROIT CHICAGO (NL)	13-7 3-4	4.43 2.68	25 42	24 0	0	13	138.0	130	75	68	50	98	0.000
29	Zastryny, Rob	R-L	6-3	205	3/26/92	Edmonton, Alberta, Canada	CHICAGO (NL)	1-0	5.09	23	0	0	0	17.2	18	11	10	19	25	5.035
#	CATCHERS (2)	B-T	HT	WT	Birthdate	Birthplace	Iowa (AAA) CHICAGO (NL) Mesa (R)	2-3 0-0 0-1	5.94 8.31 1.04	14 4 3	7 0 3	0	0	47.0	50	32	31	14	40	0.079
7	Caratini, Victor	S-R	6-1	205	8/17/93	Ponce, PR	2017 CLUB(S)	AVG	G	AB	R	H	2B	3B	HR	RBI	BB	SO	SB	MLS
40	Contreras, Willson	R-R	6-1	212	5/13/92	Edo Carabobo, Venezuela	Iowa (AAA) CHICAGO (NL) CHICAGO (NL)	.342 .254 .276	83 31 117	292 59 377	50 6 50	100 15 104	27 3 21	3	10	61	27	48	1	0.075
#	INFELDERS (8)	B-T	HT	WT	Birthdate	Birthplace	CHICAGO (NL)	AVG	G	AB	R	H	2B	3B	HR	RBI	BB	SO	SB	MLS
9	Biez, Javier	R-R	6-0	190	12/1/92	Bayamon, PR	2017 CLUB(S)	AVG	G	AB	R	H	2B	3B	HR	RBI	BB	SO	SB	MLS
76	Bore, David	R-R	6-1	185	4/7/93	Longmont, CO	CHICAGO (NL)	.273	145	469	75	128	24	2	23	75	30	144	10	2.089
17	Bryant, Kris	R-R	6-5	215	1/4/92	Las Vegas, NV	Tennessee (AA) CHICAGO (NL)	.272 .295	127 151	470 549	65 111	128 162	30 38	3	14	59	49	101	5	0.000
8	Happ, Ian	S-R	6-0	205	8/12/94	West Chester, PA	CHICAGO (NL)	.298	26	104	21	31	6	0	9	25	11	27	2	0.142
2	LaStella, Tommy	L-R	5-11	173	1/31/89	Westwood, NJ	CHICAGO (NL)	.253	115	364	62	92	17	3	24	68	39	129	8	3.057
44	Rizzo, Anthony	L-L	6-3	240	8/8/89	Parkland, FL	CHICAGO (NL)	.218	33	110	14	24	2	0	1	6	10	22	0	0
27	Russell, Addison	R-R	6-0	200	1/23/94	Pensacola, FL	CHICAGO (NL)	.273	157	572	99	156	32	3	32	109	91	90	10	5.168
18	Zobrist, Ben	S-R	6-3	210	5/26/81	Eureka, IL	CHICAGO (NL)	.333	1	3	0	1	1	0	0	0	0	1	0	2.167
#	OUTFIELDERS (4)	B-T	HT	WT	Birthdate	Birthplace	Iowa (AAA) CHICAGO (NL) Tennessee (AA)	.232 .500	128 2	435 6	58 2	101	20	3	12	50	54	71	2	10.134
5	Almora Jr., Albert	R-L	6-2	190	4/16/94	Hialeah, FL	2017 CLUB(S)	AVG	G	AB	R	H	2B	3B	HR	RBI	BB	SO	SB	MLS
22	Heyward, Jason	L-L	6-5	240	8/9/89	Ridgewood, NJ	CHICAGO (NL)	.298	132	299	39	89	18	1	8	46	19	53	1	1.073
12	Schwarber, Kyle	L-R	6-0	235	3/5/93	Middletown, OH	CHICAGO (NL)	.259	126	432	59	112	15	4	11	59	41	67	4	8.000
20	Zagunis, Mark	R-R	6-0	205	2/5/93	Willingboro, NJ	CHICAGO (NL)	.343	11	35	9	12	1	0	4	9	8	12	0	2.086
							Iowa (AAA)	.267	97	330	59	88	21	1	13	55	70	93	4	0.010
							Iowa (AAA)	.000	7	14	0	0	0	0	0	1	4	6	2	
							CHICAGO (NL)													



CHICAGO WHITE SOX

ADDRESS

Camelback Ranch - Glendale
10710 West Camelback Road
Phoenix, AZ 85037

FOLLOW ON SOCIAL MEDIA

Twitter: @whitesox
Instagram: whitesox
Snapchat: WhiteSox
Facebook: www.facebook.com/WhiteSox

2017 RECORD

67-95...Fourth Place...AL Central...35.0 Games Back

CLUB CONTACTS

Stadium Office.....	(623) 302-5200
Ken Williams, Executive Vice President.....	302-5200
Rick Hahn, Senior Vice President/General Manager	302-5200
Jeremy Haber, Assistant General Manager	302-5200
Dan Fabian, Senior Director, Baseball Operations.....	302-5200
Grace Guerrero Zwit, Senior Director, Minor League Operations	302-5200
Chris Getz, Director, Player Development.....	302-5200
Ed Cassin, Director, Team Travel.....	302-5296
Scott Reifert, Senior Vice President, Communications	302-5302
Bob Beghtol, Senior Director, Media Relations	302-5303
Ray Garcia, Assistant Director, Media Relations.....	302-5306
Press Box.....	302-5050
General Fax.....	302-5256
Baseball Operations Fax	302-5299
Minor League Facility.....	302-5200

HOTEL INFORMATION

Home: SpringHill Suites Glendale, 7370 North Zanjero Boulevard, Glendale, AZ 85305. Phone: (623) 772-9200. Fax: (623) 772-9208.

STADIUM INFORMATION

The Ballpark at Camelback Ranch (address above)

Capacity: 13,000 (plus standing room)

Years at present location (including 2018 season): 10

Dimensions:

Center Field: 410 feet

Left Field Power Alley: 385 feet

Right Field Power Alley: 385 feet

Left Field Foul Pole: 345 feet

Right Field Foul Pole: 345 feet

Media Phones: Phones are located in the press box.

TV Truck and Media Parking: Contact Media Relations Department for information.

Clubhouse Access: Clubhouses are open from 8:30 a.m. until stretch, and from the conclusion of batting practice until 30 minutes prior to game time. Clubhouses are opened by a media relations representative during games once a player departs.



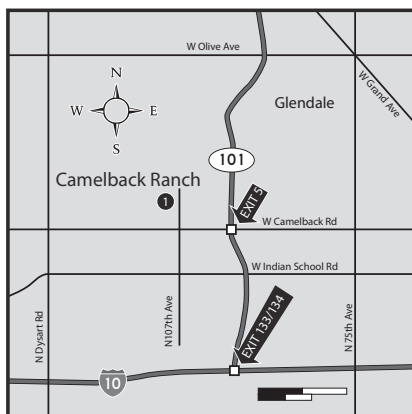
PRE-GAME TIMINGS

Afternoon Games (1:05 p.m. Starts)

White Sox BP: until 11:05 a.m.
 Visitors BP: 11:05 a.m. - 12:05 p.m.
 White Sox Infield: 12:10 - 12:20 p.m.
 Visitors Infield: 12:20 - 12:30 p.m.

DIRECTIONS

Take the Loop 101 (Agua Fria Loop) to the Camelback Road exit. Turn west to the CBR complex.



TICKET INFORMATION

Advanced/Day of Game/Weekend Premier Games: Home Plate Box - \$40/\$43/\$46; Dugout Box - \$35/\$38/\$41; Legends Deck - \$29/\$32/\$64*; All You Can Eat Bullpen Patio - \$39/\$42/\$44; Baseline Field Box - \$24/\$27/\$30; Infield Box - \$25/\$28/\$31; Baseline Reserved - \$13/\$16/\$19; Lawn Seating \$10/\$13/\$16. Tickets can be purchased at The Ballpark at Camelback Ranch Box Office, at whitesox.com/spring or by calling (800) 905-3315.

*Legends Deck seating is an All You Can Eat area for Friday through Sunday games.

PHOTO DAY

Wednesday, February 21 at 6:30 a.m. Contact the White Sox Media Relations department for more information.

MINOR LEAGUE INFORMATION

First full workout is on March 7.

RECORD & ATTENDANCE —

LAST FIVE YEARS

Year	Record	Attendance
2017	16-17	91,698
2016	17-13-1	89,829
2015	11-18-3	86,484
2014	9-14-5	87,759
2013	13-14-3	92,815

NON-ROSTER INVITEES

Pitchers

54	Beck, Chris, RHP
85	Cease, Dylan, RHP
41	Cedeño, Xavier, LHP
75	Clark, Brian, LHP
60	Danish, Tyler, RHP
84	Dunning, Dane, RHP
25	Gómez, Jeanmar, RHP
81	Guerrero, Jordan, LHP
82	Hansen, Alec, RHP
61	House, T.J., LHP
78	Kopech, Michael, RHP
44	Rondon, Bruce, RHP
52	Scahill, Rob, RHP
83	Stephens, Jordan, RHP
66	Volstad, Chris, RHP
80	Walsh, Connor, RHP
76	Ynoa, Michael, RHP

Catchers

86	Collins, Zack
87	Gonzalez, Alfredo
90	Zavala, Seby

Infielders

91	Burger, Jake
93	Elmore, Jake
88	Leonard, Patrick
89	Skole, Matt

Outfielders

32	May, Jacob
92	Robert, Luis

NEW WHITE SOX IN 2018

Luis Avilán, LHP
Wellington Castillo, C
Daniel Polka, INF
José Rondón, INF
José Ruiz, RHP
Joakim Soria, RHP
Thyago Vieira, RHP

GONE FROM 2017

Al Albuquerque, RHP
Melky Cabrera, OF
Tyler Clippard, RHP
Todd Frazier, INF
Alen Hanson, INF
Derek Holland, LHP
Dan Jennings, LHP
Tommy Kahnle, RHP
Jake Petricka, RHP
Zach Putnam, RHP
José Quintana, LHP
David Robertson, RHP
Anthony Swarzak, RHP

SPRING TRAINING SITES

1901-02	Excelsior Springs, MO
1903	Mobile, AL
1904	Marlin Springs, TX
1905-06	New Orleans, LA
1907	Mexico City, Mexico
1908	Los Angeles, CA
1909-10	San Francisco, CA
1911	Mineral Wells, TX
1912	Waco, TX
1913-15	Paso Robles, CA
1916-19	Mineral Wells, TX
1920	Waco, TX
1921	Waxahachie, TX
1922-23	Seguin, TX
1924	Winter Haven, FL
1925-28	Shreveport, LA
1929	Dallas, TX
1930-32	San Antonio, TX
1933-42	Pasadena, CA
1943-44	French Lick, IN
1945	Terre Haute, IN
1946-50	Pasadena, CA
1951	Pasadena/Palm Springs, CA
1952	Pasadena/El Centro, CA
1953	El Centro, CA
1954-59	Tampa, FL
1960-97	Sarasota, FL
1998-2008	Tucson, AZ
2009-present	Glendale, AZ



CAMELBACK RANCH - GLENDALE, ARIZONA

CHICAGO WHITE SOX™

2018 SPRING TRAINING SCHEDULE

[All Times Local; (ss) — Split Squad for opponent]

Day	Date	Opponent	Site	R/TV	Time
Friday	February 23	@Los Angeles Dodgers	Glendale	W	1:05 p.m.
Saturday	February 24	@Seattle	Peoria		1:10 p.m.
Sunday	February 25	Cincinnati (ss)	Glendale	W	1:05 p.m.
Monday	February 26	Oakland	Glendale	W	1:05 p.m.
Tuesday	February 27	@Chicago Cubs	Mesa (Sloan)		1:05 p.m.
Wednesday	February 28	Texas	Glendale	W	1:05 p.m.
Thursday	March 1	@Cincinnati	Goodyear		1:05 p.m.
Friday	March 2	Los Angeles Dodgers	Glendale	W	1:05 p.m.
Saturday	March 3	@Kansas City	Surprise		1:05 p.m.
Sunday	March 4	San Diego (ss)	Glendale	W	1:05 p.m.
Monday	March 5	@Oakland	Mesa (Hohokam)		1:05 p.m.
Tuesday	March 6	Milwaukee	Glendale	W	1:05 p.m.
Wednesday	March 7	Cincinnati	Glendale	W	1:05 p.m.
Thursday	March 8	Kansas City	Glendale	W	1:05 p.m.
		@Texas	Surprise		1:05 p.m.
Friday	March 9	@San Diego	Peoria		1:10 p.m.
Saturday	March 10	@Chicago Cubs (ss)	Mesa (Sloan)	T	1:05 p.m.
Sunday	March 11	Arizona	Glendale	W	1:05 p.m.
Monday	March 12	@Seattle	Peoria		6:40 p.m.
Tuesday	March 13	OPEN DATE			
Wednesday	March 14	@Milwaukee	Maryvale		1:05 p.m.
Thursday	March 15	@Los Angeles Angels (ss)	Tempe		6:10 p.m.
Friday	March 16	Chicago Cubs	Glendale	N	1:05 p.m.
Saturday	March 17	Los Angeles Dodgers	Glendale	W	1:05 p.m.
Sunday	March 18	@Oakland	Mesa (Hohokam)		1:05 p.m.
Monday	March 19	@Arizona	Salt River Fields	N	1:10 p.m.
Tuesday	March 20	Texas	Glendale	N	1:05 p.m.
Wednesday	March 21	San Diego	Glendale	N	1:05 p.m.
Thursday	March 22	@Arizona	Salt River Fields		6:40 p.m.
Friday	March 23	Seattle	Glendale	W	1:05 p.m.
Saturday	March 24	@Los Angeles Dodgers	Glendale	W	12:05 p.m.
Sunday	March 25	Milwaukee	Glendale	N	12:05 p.m.
Monday	March 26	@Charlotte Knights	Charlotte, NC		6:05 p.m.

(T) WGN • (N) NBC Sports Chicago • (W) Whitesox.com Webcast

2018 CHICAGO WHITE SOX 40-MAN ROSTER

#	MANAGER: Rick Renneria (17), COACHES: Daryl Boston (8), Nick Capra (12), Don Cooper (99), Curt Hasler (29), Joe McEwing (47), Mark Salas (59), Greg Sparks (46), Todd Stevenson (31),		HT	WT	B-T	Birthdate	Birthplace	2017 CLUB(S)																ERA	G	GS	CG	SV	H	R	ER	BB	SO	MLB
	L-R	L-R						L-R	L-R	L-R	L-R	L-R	L-R	L-R	L-R	L-R	L-R	L-R	L-R	L-R	L-R	L-R	L-R											
70	Avilan, Luis	L-L	6-2	220	7/19/89	Caracas, Venezuela	Valencia, CA	W-L	ERA	G	GS	CG	SV	H	R	ER	BB	SO	MLB	4:146														
39	Bumner, Aaron	L-L	6-3	200	9/21/93	Caracas, Venezuela	Valencia, CA	W-L	ERA	G	GS	CG	SV	H	R	ER	BB	SO	MLB	0:067														
64	Clarkin, Ian	L-L	6-2	215	2/14/95	San Diego, CA	San Diego, CA	W-L	ERA	G	GS	CG	SV	H	R	ER	BB	SO	MLB	0:000														
68	Covey, Dylan	R-R	6-1	220	8/14/91	Glendale, CA	Glendale, CA	W-L	ERA	G	GS	CG	SV	H	R	ER	BB	SO	MLB	1:000														
43	Farquhar, Danny	R-R	5-9	185	2/17/87	Pembroke Pines, FL	Pembroke Pines, FL	W-L	ERA	G	GS	CG	SV	H	R	ER	BB	SO	MLB	3:135														
57	Fry, Jace	L-L	6-1	205	7/9/93	Portland, OR	Portland, OR	W-L	ERA	G	GS	CG	SV	H	R	ER	BB	SO	MLB	0:027														
51	Fulmer, Carson	R-R	6-0	195	12/13/93	Lakeland, FL	Lakeland, FL	W-L	ERA	G	GS	CG	SV	H	R	ER	BB	SO	MLB	0:065														
27	Giolito, Lucas	R-R	6-6	255	7/14/94	Santa Monica, CA	Santa Monica, CA	W-L	ERA	G	GS	CG	SV	H	R	ER	BB	SO	MLB	0:080														
58	Gonzalez, Miguel	R-R	6-1	180	5/27/84	Guadalajara, Mexico	Guadalajara, Mexico	W-L	ERA	G	GS	CG	SV	H	R	ER	BB	SO	MLB	6:074														
45	Infante, Gregory	R-R	6-1	190	7/10/87	Caracas, Venezuela	Caracas, Venezuela	W-L	ERA	G	GS	CG	SV	H	R	ER	BB	SO	MLB	1:001														
65	Jones, Nate	R-R	6-5	225	1/28/86	Butler, KY	Butler, KY	W-L	ERA	G	GS	CG	SV	H	R	ER	BB	SO	MLB	6:000														
40	Lopez, Reynaldo	R-R	5-11	200	1/4/94	San Pedro de Macoris, D.R.	San Pedro de Macoris, D.R.	W-L	ERA	G	GS	CG	SV	H	R	ER	BB	SO	MLB	0:096														
37	Minaya, Juan	R-R	6-4	210	9/18/90	Maitmon, D.R.	Maitmon, D.R.	W-L	ERA	G	GS	CG	SV	H	R	ER	BB	SO	MLB	1:002														
55	Rodón, Carlos	L-L	6-3	235	12/10/92	Miami, FL	Miami, FL	W-L	ERA	G	GS	CG	SV	H	R	ER	BB	SO	MLB	2:168														
67	Ruiz, José	R-R	6-1	190	10/21/94	Guacana, Venezuela	Guacana, Venezuela	W-L	ERA	G	GS	CG	SV	H	R	ER	BB	SO	MLB	0:002														
33	Shields, James	R-R	6-3	210	12/20/81	Newhall, CA	Newhall, CA	W-L	ERA	G	GS	CG	SV	H	R	ER	BB	SO	MLB	11:125														
48	Soria, Joakim	R-R	6-3	200	5/18/84	Monclova, Mexico	Monclova, Mexico	W-L	ERA	G	GS	CG	SV	H	R	ER	BB	SO	MLB	11:000														
50	Vieira, Thyago	R-R	6-2	210	1/7/93	São Paulo, Brazil	São Paulo, Brazil	W-L	ERA	G	GS	CG	SV	H	R	ER	BB	SO	MLB	0:002														

#	CATCHERS (3)	B-T	HT	WT	Birthdate	Birthplace	2017 CLUB(S)	AVG	G	AB	R	H	2B	3B	HR	RBI	BB	SO	SB	MLS
53	Castillo, Wellington	R-R	5-10	220	4/24/87	San Isidro, D.R.	BALTIMORE	.282	96	341	44	96	11	0	20	53	22	97	0	6,009
							Bowie (AA)	.200	4	10	0	2	0	0	0	0	1	2	0	
38	Narváez, Omar	L-R	5-11	220	2/10/92	Marscay, Venezuela	CHICAGO (AL)	.277	90	253	23	70	10	0	2	14	38	45	0	1,089
36	Smith, Kevan	R-R	6-4	230	6/28/88	Pittsburgh, PA	Charlotte (AAA)	.377	14	53	10	20	6	0	0	15	6	9	0	1,061
							CHICAGO (AL)	.283	87	276	23	78	17	0	4	30	9	46	0	

#	INFIELDERS (8)	B-T	HT	WT	Birthdate	Birthplace	2017 CLUB(S)	AVG	G	AB	R	H	2B	3B	HR	RBI	BB	SO	SB	MLS
79	Andreu, José	R-R	6-3	260	1/29/87	Cienfuegos, Cuba	CHICAGO (AL)	.304	156	621	95	189	43	6	33	102	35	119	3	4,000
7	Anderson, Tim	R-R	6-1	185	6/23/93	Tuscaloosa, AL	CHICAGO (AL)	.257	146	587	72	151	26	4	17	56	13	162	15	1,115
24	Davidson, Matt	R-R	6-3	230	3/26/91	Yucaipa, CA	CHICAGO (AL)	.220	118	414	43	91	16	1	26	68	19	165	0	1,145
							Charlotte (AAA)	.000	1	3	0	0	0	0	0	0	0	3	0	
62	Gillaspie, Casey	S-L	6-5	235	1/25/93	Milwaukee, WI	Durham (AAA)	.227	95	353	45	80	15	2	9	44	36	77	1	0,000
							Charlotte (AAA)	.210	30	105	17	22	5	0	6	18	14	23	0	
10	Moncada, Yoán	S-R	6-2	205	5/27/95	Abreus, Cuba	Charlotte (AAA)	.282	80	309	57	87	9	3	12	36	49	102	17	0,106
							CHICAGO (AL)	.231	54	199	31	46	8	2	8	22	29	74	3	
71	Rondón, José	R-R	6-1	195	3/3/94	Villa de Cura, Venezuela	San Antonio (AA)	.293	51	215	30	63	12	3	4	28	16	43	2	0,013
							El Paso (AAA)	.282	22	85	9	24	8	0	1	14	6	16	1	
							AZL Padres (R)	.250	3	12	1	3	0	0	1	4	1	2	0	
20	Saladino, Tyler	R-R	6-0	200	7/20/89	San Diego, CA	AZL Padres 2 (R)	.500	2	5	4	3	0	0	0	3	3	1	1	2,087
							CHICAGO (AL)	.178	79	253	23	45	9	2	0	10	23	67	5	
							Charlotte (AAA)	.350	6	20	3	7	1	0	1	4	3	7	0	
5	Sánchez, Yoímer	S-R	5-11	185	6/29/92	Marscay, Venezuela	CHICAGO (AL)	.267	141	484	63	129	19	8	12	59	35	111	8	2,134

#	OUTFIELDERS (11)	B-T	HT	WT	Birthdate	Birthplace	2017 CLUB(S)	AVG	G	AB	R	H	2B	3B	HR	RBI	BB	SO	SB	MLS
77	Adolfo, Micker	R-R	6-3	225	9/11/96	San Pedro de Macoris, D.R.	Kannapolis (A)	.264	112	424	60	112	28	2	18	68	31	149	2	0,000
73	Basabe, Luis	S-R	6-0	180	8/26/96	El Yagüé, Venezuela	Winston-Salem (A)	.221	107	375	52	83	12	5	5	36	49	104	17	0,000
49	Cordell, Ryan	R-R	6-4	205	3/31/92	Sacramento, CA	Colorado Springs (AAA)	.284	68	261	49	74	18	5	10	45	25	65	9	0,000
30	Delmonico, Nicky	L-R	6-3	230	7/12/92	Knoxville, TN	Charlotte (AAA)	.262	99	378	55	99	18	3	12	45	46	73	4	0,062
							CHICAGO (AL)	.262	43	141	25	37	4	0	9	23	23	4	0	
15	Engel, Adam	R-R	6-2	210	12/9/91	Cincinnati, OH	Charlotte (AAA)	.218	46	165	20	36	12	2	8	19	19	51	4	0,118
							CHICAGO (AL)	.166	97	301	34	50	11	3	6	21	19	117	8	
26	García, Avisail	R-R	6-4	240	6/12/91	Anzoátegui, Venezuela	CHICAGO (AL)	.330	136	518	75	171	27	5	18	80	33	111	5	4,167
							Charlotte (AAA)	.000	1	4	0	0	0	0	0	0	0	2	0	
28	García, Leury	S-R	5-8	180	3/18/91	Santiago, D.R.	CHICAGO (AL)	.270	87	300	41	81	15	2	9	33	13	69	8	3,025
							AZL White Sox (R)	.444	2	9	2	4	0	0	2	6	1	1	0	
							Charlotte (AAA)	.000	1	4	0	0	0	0	0	0	0	1	0	
18	García, Willy	R-R	6-2	215	9/4/92	Santo Domingo, D.R.	Charlotte (AAA)	.286	31	112	20	32	6	0	5	20	18	38	1	0,139
							CHICAGO (AL)	.238	44	105	15	25	5	3	2	12	11	31	0	
74	Jiménez, Eloy	R-R	6-4	220	11/27/96	Santo Domingo, D.R.	Myrtle Beach (A)	.271	42	155	23	42	6	2	8	32	18	35	0	0,000
							Winston-Salem (A)	.345	29	110	20	38	11	1	8	26	12	21	0	
							Birmingham (AA)	.353	18	68	11	24	5	0	3	7	5	16	1	
63	Palka, Daniel	L-L	6-2	220	10/28/91	Greenville, NC	Rochester (AAA)	.274	84	332	47	91	13	3	11	42	27	80	1	0,000
							GCL Twins (R)	.278	6	18	4	5	0	0	1	2	2	1	1	

INJURED — DID NOT PLAY																				
22	Tilson, Charlie	L-L	6-1	190	12/2/92	Wilmette, IL														1,062



CINCINNATI REDS

ADDRESS

Cincinnati Reds Player Development Complex
3125 S. Wood Blvd.
Goodyear, AZ 85338
(623) 932-6590

Goodyear Ballpark
1933 S. Ballpark Way
Goodyear, AZ 85338
(623) 882-3120

FOLLOW ON SOCIAL MEDIA
Twitter: @Reds; @RedsPR
Instagram: redsbaseball
Snapchat: Reds
Facebook: www.facebook.com/Reds

2017 RECORD

68-94...Fifth Place...NL Central...24.0 Games Back

CLUB CONTACTS

Player Development Complex Main Number	(623) 932-6590
<i>Individual phone extensions for all employees in Goodyear are the same extensions as in Cincinnati</i>	
Dick Williams, President of Baseball Operations, GM	ext. 7737
Buddy Bell, Vice President, Senior Advisor to the GM	ext. 7753
Walt Jocketty, Executive Advisor to the CEO	ext. 7242
Sam Grossman, Vice President, Assistant General Manager	ext. 7756
Nick Krall, Vice President, Assistant General Manager	ext. 7728
Jeff Graupe, Senior Director, Player Development	ext. 7842
Melissa Hill, Coordinator, Baseball Administration	ext. 7704
Gary Wahoff, Senior Director, Team Travel	ext. 7009
Rob Butcher, Vice President, Media Relations	ext. 7090
Rick Stowe, Senior Director, Home Clubhouse Operations	ext. 7720
Mike Saverino, Arizona Operations Manager	ext. 6810
Bruce Kessman, Goodyear Ballpark Manager	(623) 693-2360
Debbie Diveney, Marketing & Business Operations	(623) 692-7991
Cory Patrick, Box Office Operations	(623) 692-0695
Jason Davenport, Operations	(623) 693-2884
General Manager's Fax	(623) 322-9587
General Fax	(623) 234-9117

HOTEL INFORMATION

Home: Marriott Residence Inn, 7350 N. Zanjero Blvd., Glendale, AZ 85305; Phone: (623) 772-8900; Fax: (623) 772-8905.

STADIUM INFORMATION

Goodyear Ballpark (address above)

Capacity: 10,311

Years at present location (including 2018 season): 9

Dimensions:

Center Field: 410 feet

Left Field Power Alley: 380 feet

Right Field Power Alley: 380 feet

Left Field Foul Pole: 345 feet

Right Field Foul Pole: 345 feet

PRE-GAME TIMINGS

Afternoon Games (1:05 p.m. Starts)

Reds BP: until 11:15 a.m.

Visitors BP: 11:15 a.m. - 12:15 p.m.

Visitors Infield: 12:15 - 12:25 p.m.

Evening Games (6:05 p.m. Starts)

Reds BP: until 4:15 p.m.

Visitors BP: 4:15 - 5:15 p.m.

Visitors Infield: 5:15 - 5:25 p.m.

DIRECTIONS TO COMPLEX

From Downtown Phoenix/East Valley: Drive west on I-10 to Exit 127/Bullard Avenue. Off the exit, turn left and proceed for about 2.5 miles. Turn right on Lower Buckeye Pkwy and proceed about 200 yards. Turn left on Wood Blvd. and proceed about 3/4 mile. The Reds' complex will be located on your left.

From the West: Drive east on I-10 to Exit 126/Estrella Parkway. Off the exit, turn right for about three miles. Turn left on South Wood Blvd. and proceed about 200 yards. The Reds' complex will be located on your right.

DIRECTIONS TO BALLPARK

From Downtown Phoenix/East Valley: Drive west on I-10 to Exit 127/Bullard Avenue. Off the exit, turn left and proceed for about 2.5 miles. Turn right on Lower Buckeye Pkwy and proceed about 200 yards. The ballpark will be on your right. Staff will assist in parking.

From the West: Drive east on I-10 to Exit 126/Estrella Parkway. Off the exit, turn right and proceed for about 2.5 miles. At Ballpark Way, turn left. The ballpark will be on your left. Staff will assist in parking.

TICKET INFORMATION

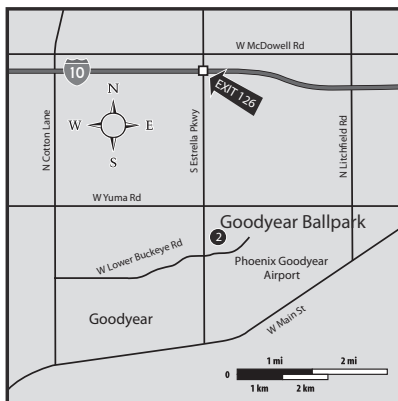
Premium Field Box \$31, Club \$31, Infield Box \$27, Outfield Box \$22 (Child \$11), Outfield Reserved \$14 (Child \$7), Berm \$8 (Child \$4), Right Field Pavilion tickets for groups of 20 or more \$36 (food and non-alcoholic drinks included), Suite \$800 (15 tickets, food and non-alcoholic drinks included), Terrace Group tickets \$41 (food and non-alcoholic drinks included), Day of Game Terrace \$19 (when available, does not include food or drinks). All prices advance purchase only. Day of game pricing is an additional \$2 per ticket. Tickets can be purchased in person at the Goodyear Ballpark box office, online at reds.com/goodyear or by phone at (623) 882-3130 or (800) 745-3000.

PHOTO DAY

Tuesday, February 20 at 7:00 a.m.

MINOR LEAGUE INFORMATION

The Minor League facility also is located at 3125 S. Wood Blvd. in Goodyear. Minor League pitchers and catchers report February 28. Minor League position players report March 6.



NON-ROSTER INVITEES

Pitchers

- 71 Astin, Barrett, RHP
- 51 Crockett, Kyle, LHP
- 83 De Paula, Rafael, RHP
- 77 Floro, Dylan, RHP
- 65 Herget, Jimmy, RHP
- 44 Manship, Jeff, RHP
- 70 Mantiply, Joe, LHP
- 61 Quackenbush, Kevin, RHP
- 80 Rainey, Tanner, RHP
- 86 Tapia, Domingo, RHP
- 52 Worley, Vance, RHP

Catchers

- 60 Cruz, Tony
- 67 Hudson, Joe
- 82 Tromp, Chadwick

Infielders

- 78 Dixon, Brandon
- 46 Gosselin, Phil
- 17 Kivlehan, Patrick
- 79 Senzel, Nick
- 76 Sweeney, Darnell

Outfielders

- 69 Elizalde, Sebastian
- 81 Herrera, Rosell
- 68 Williams, Mason

SPRING TRAINING SITES

1895	Mobile, AL
1896-97	New Orleans, LA
1898	Fort Worth, TX
1899	Columbus, GA
1900	New Orleans, LA
1901-02	Cincinnati, OH
1903	Augusta, GA
1904	Dallas, TX
1905	Jacksonville, FL
1906	San Antonio, TX
1907	Marlin, TX
1908	St. Augustine, FL
1909	Atlanta, GA
1910-11	Hot Springs, AR
1912	Columbus, GA
1913	Mobile, AL
1914-15	Alexandria, LA
1916-17	Shreveport, LA
1918	Montgomery, AL
1919	Waxahachie, TX
1920	Miami, FL
1921	Cisco, TX
1922	Mineral Wells, TX
1923-30	Orlando, FL
1931-42	Tampa, FL
1943-45	Bloomington, IN
1946-87	Tampa, FL
1988-97	Plant City, FL
1998-2009	Sarasota, FL
2010-present	Goodyear, AZ

NEW REDS IN 2018

Alex Blandino, INF
 David Hernandez, RHP
 Jared Hughes, RHP
 Shed Long, INF
 José López, RHP
 Jesus Reyes, RHP
 Jose Siri, OF
 Zach Weiss, RHP

GONE FROM 2017

Tim Adleman, RHP
 Bronson Arroyo, RHP
 Alejandro Chacin, RHP
 Zack Cozart, SS
 Luke Farrell, RHP
 Scott Feldman, RHP
 Patrick Kivlehan, INF/OF*
 Deck McGuire, RHP
 Drew Storen, RHP
 Nick Travieso, RHP
 Zach Vincej, INF
 Chad Wallach, C
 Asher Wojciechowski, RHP

*2018 non-roster invitee

RECORD & ATTENDANCE —

LAST FIVE YEARS

Year	Record	Attendance
2017	16-19-1	72,852
2016	16-16-1	72,201
2015	15-14-3	64,228
2014	14-17-0	69,478
2013	13-20-2	63,640

*Home Games Only



GOODYEAR BALLPARK - GOODYEAR, ARIZONA

CINCINNATI REDS™

2018 SPRING TRAINING SCHEDULE

[All Times Local; (ss) — Split Squad for opponent]

Day	Date	Opponent	Site	R/T/V	Time
Friday	February 23	@Cleveland	Goodyear	R/T	1:05 p.m.
Saturday	February 24	Colorado	Goodyear	R	1:05 p.m.
Sunday	February 25	Cleveland	Goodyear	R/T	1:05 p.m.
		@Chicago White Sox	Glendale		1:05 p.m.
Monday	February 26	Arizona (ss)	Goodyear	R	1:05 p.m.
Tuesday	February 27	@Milwaukee	Maryvale	R*/T	1:05 p.m.
Wednesday	February 28	@Kansas City	Surprise	R*	1:05 p.m.
Thursday	March 1	Chicago White Sox	Goodyear	R*	1:05 p.m.
Friday	March 2	@San Francisco	Scottsdale	R*	1:05 p.m.
Saturday	March 3	@Chicago Cubs	Mesa (Sloan)	R	1:05 p.m.
Sunday	March 4	Kansas City	Goodyear	R	1:05 p.m.
Monday	March 5	Los Angeles Angels	Goodyear	R*	1:05 p.m.
Tuesday	March 6	Cleveland	Goodyear	R*/T	1:05 p.m.
Wednesday	March 7	@Chicago White Sox	Glendale	R	1:05 p.m.
Thursday	March 8	@Colorado	Salt River Fields	R*	1:10 p.m.
Friday	March 9	Texas	Goodyear	R	6:05 p.m.
Saturday	March 10	Seattle	Goodyear	R/T	6:05 p.m.
Sunday	March 11	@Seattle	Peoria	R	1:10 p.m.
Monday	March 12	@Los Angeles Angels	Tempe	R*	1:10 p.m.
Tuesday	March 13	OPEN DATE			
Wednesday	March 14	@Arizona	Salt River Fields	R/T	1:10 p.m.
Thursday	March 15	@Cleveland	Goodyear	W	1:05 p.m.
Friday	March 16	Milwaukee	Goodyear	W	1:05 p.m.
Saturday	March 17	San Francisco (ss)	Goodyear	W	1:05 p.m.
Sunday	March 18	Arizona	Goodyear	W/T	1:05 p.m.
Monday	March 19	Chicago Cubs	Goodyear	R	6:05 p.m.
Tuesday	March 20	@San Diego	Peoria	R	6:40 p.m.
Wednesday	March 21	OPEN DATE			
Thursday	March 22	@Texas (ss)	Surprise	R	6:05 p.m.
Friday	March 23	@Colorado	Salt River Fields	R	1;10 p.m.
Saturday	March 24	San Diego	Goodyear	R*	1:05 p.m.
Sunday	March 25	@Cleveland	Goodyear	R	12:05 p.m.
Monday	March 26	@Texas	Globe Life Park	R/T	7:05 p.m.
Tuesday	March 27	@Texas	Globe Life Park	R	1:05 p.m.

(R) 700 WLW Radio • (R*) 1360 WSAI Radio
(T) FOX Sports Ohio • (W) Reds.com Webcast

2018 CINCINNATI REDS 40-MAN ROSTER

MANAGER: Bryan Price (38), COACHES: Freddie Benavides (45), Derrin Ebert (88), Billy Hatcher (22), Tony Jaramillo (64), Mack Jenkins (57), Don Long (59), Ted Power (50), Jim Riggleman (35), Mike Stefanski (72),																				
#	PITCHERS (23)	B-T	HT	WT	Birthdate	Birthplace	W-L	ERA	G	GS	CG	SV	IP	H	R	ER	BB	SO	MLS	
34	Bailey, Homer	R-R	6-4	223	5/3/86	La Grange, TX	CINCINNATI	6-9	6.43	18	18	0	0	91.0	112	67	65	42	67	9.017
							Dayton (A)	1-0	0.00	1	1	0	0	6.0	0	0	0	0	6	
							Louisville (AAA)	1-0	3.18	1	1	0	0	5.2	7	2	2	2	5	
							Pensacola (AA)	1-0	0.00	1	1	0	0	5.0	3	0	0	1	5	
40	Brice, Austin	R-R	6-4	235	6/19/92	Hong Kong, China	CINCINNATI	0-0	4.96	22	0	0	0	32.2	33	18	18	7	26	1.000
							Louisville (AAA)	1-2	3.80	15	0	0	1	21.1	23	10	9	9	21	
							Pensacola (AA)	1-0	0.00	3	0	0	0	3.0	1	0	1	3		
58	Castillo, Luis	R-R	6-2	190	12/12/92	Bani, D.R.	CINCINNATI	3-7	3.12	15	14	1	0	89.1	64	32	31	32	98	0.101
							CINCINNATI	3-7	3.12	15	14	1	0	80.1	68	24	23	13	81	
							Pensacola (AA)	4-4	2.58	14	14	1	0	60.1	68	34	32	13	54	
54	Davis, Rookie	R-R	6-5	255	4/29/93	Sneads Ferry, NC	CINCINNATI	1-3	8.63	7	6	0	0	24.0	38	25	23	14	20	0.065
							AZL Reds (R)	0-1	1.93	2	2	0	0	9.1	5	3	2	2	10	
							Louisville (AAA)	4-4	4.77	11	11	1	0	60.1	68	34	32	13	54	
							Pensacola (AA)	0-0	4.61	3	3	0	0	13.2	12	7	6	11		
28	DeSclafani, Anthony	R-R	6-1	195	4/18/90	Freehold, NJ	AZL Reds (R)	0-0	7.71	1	1	0	0	2.1	3	2	1	3	3.062	
							Dayton (A)	0-1	16.62	2	2	0	0	4.1	10	8	0	6		
							CINCINNATI	1-1	4.15	4	4	0	0	13.0	9	6	6	13	16	2.107
29	Finnegan, Brandon	L-L	5-11	212	4/14/93	Fort Worth, TX	CINCINNATI	0-0	7.20	1	1	0	0	5.0	4	4	2	5		
							Louisville (AAA)	0-0	0.00	2	2	0	0	7.0	2	0	0	1	5	
50	Garrett, Amir	R-L	6-5	228	5/3/92	Victorville, CA	CINCINNATI	3-8	7.39	16	14	0	0	70.2	74	60	58	40	63	0.099
							Louisville (AAA)	2-4	5.72	14	14	1	0	67.2	79	50	43	24	61	
63	Hernandez, Ariel	R-R	6-4	230	3/2/92	Santo Domingo, D.R.	CINCINNATI	0-0	5.18	19	0	0	0	24.1	14	14	14	22	29	0.063
							Louisville (AAA)	1-2	5.29	15	0	0	0	17.0	14	10	10	19	19	
							Pensacola (AA)	2-0	2.18	24	0	0	1	33.0	18	8	8	20	39	
37	Hernandez, David	R-R	6-3	245	5/13/85	Sacramento, CA	Gwinnett (AAA)	1-0	1.13	7	0	0	4	8.0	4	2	1	2	8	8.084
							LOS ANGELES (AL)	1-0	2.23	38	0	0	1	36.1	29	10	9	8	37	
							ARIZONA	2-1	4.82	26	0	0	1	18.2	19	10	10	1	15	
48	Hughes, Jared	R-R	6-7	240	7/4/85	Stamford, CT	MIDWALKEE	5-3	3.02	67	0	0	1	59.2	49	21	20	24	48	5.162
26	Eglesias, Rafael	R-R	6-2	188	1/4/90	Isla de la Juventud, Cuba	CINCINNATI	3-3	2.49	63	0	0	28	76.0	57	22	21	27	92	2.154
74	López, José	R-R	6-1	205	9/1/93	Santiago, D.R.	Dayton (A)	2-4	2.84	9	9	0	0	50.2	50	22	16	14	48	0.000
							Pensacola (AA)	7-2	2.43	17	15	1	0	96.1	64	30	26	35	95	
21	Lorenzen, Michael	R-R	6-3	217	1/4/92	Anaheim, CA	CINCINNATI	8-4	4.45	70	0	0	2	83.0	78	43	41	34	80	2.159
30	Mahle, Tyler	R-R	6-3	210	9/29/94	Newport Beach, CA	CINCINNATI	1-2	2.70	4	4	0	0	20.0	19	6	11	14	0.036	
							Louisville (AAA)	3-4	2.73	10	10	0	0	59.1	52	24	18	13	51	
							Pensacola (AA)	7-3	1.59	14	14	1	0	85.0	57	15	15	17	87	
							CINCINNATI	0-0	6.75	2	0	0	0	4.0	5	3	3	2	1	0.020
36	Mella, Keury	R-R	6-2	200	8/2/93	Bonao, D.R.	Pensacola (AA)	4-10	4.30	27	26	1	1	134.0	135	73	64	43	109	
53	Peralta, Wandy	L-L	6-0	220	7/27/91	San Francisco de Macoris, D.R.	CINCINNATI	3-4	3.76	69	0	0	0	64.2	53	28	27	24	57	1.031
25	Reed, Cody	L-L	6-5	230	4/15/93	Memphis, TN	CINCINNATI	1-1	5.09	12	1	0	1	17.2	11	10	19	17	10.166	
							Louisville (AAA)	4-9	3.55	21	20	0	0	106.1	105	49	42	61	102	
							Dayton (A)	6-5	3.78	15	15	0	0	85.2	80	46	36	27	67	0.000
73	Reyes, Jesus	R-R	6-2	180	2/21/93	Santo Domingo, D.R.	Dayton (A)	2-4	3.31	10	10	0	0	51.2	55	19	20	44		

#	PITCHERS (cont'd)	B-T	HT	WT	Birthdate	Birthplace	2017 CLUB(S)	W-L	ERA	G	GS	CG	SV	IP	H	R	ER	BB	SO	MLS
47	Romano, Sal	L-R	6-5	270	10/12/93	Syosset, NY	CINCINNATI	5-8	4.45	16	16	0	0	87.0	91	49	43	37	73	0.081
41	Shackelford, Kevin	R-R	6-5	210	4/7/89	Charlotte, NC	Louisville (AAA)	1-4	3.47	10	10	1	0	49.1	49	26	19	17	32	0.069
62	Stephens, Jackson	R-R	6-2	220	5/11/94	Oxford, AL	Louisville (AAA)	3-1	1.53	35	0	0	12	47.0	33	11	8	18	61	0.034
55	Stephenson, Robert	R-R	6-3	215	2/24/93	Martinez, CA	Louisville (AAA)	7-10	4.92	26	25	1	0	139.0	156	85	74	51	110	0.167
49	Weiss, Zack	R-R	6-3	210	6/16/92	Irvine, CA	Louisville (AAA)	1-2	3.79	8	7	0	0	40.1	27	17	17	13	45	0.000
							Daytona (A)	2-1	2.08	10	0	0	1	13.0	8	6	3	2	19	0.000
							Pensacola (AA)	2-4	2.89	24	0	0	9	28.0	22	15	9	11	37	
#	CATCHERS (3)	B-T	HT	WT	Birthdate	Birthplace	2017 CLUB(S)	AVG	G	AB	R	H	2B	3B	HR	RBI	BB	SO	SB	MLS
16	Barnhart, Tucker	S-R	5-11	192	1/7/91	Indianapolis, IN	CINCINNATI	.270	121	370	26	100	24	2	7	44	42	68	4	3,075
39	Mesoraco, Devin	R-R	6-1	229	6/19/88	Punxsutawney, PA	CINCINNATI	.213	56	141	17	30	5	1	6	14	18	38	1	6,028
							Louisville (AAA)	.143	2	7	1	1	0	0	1	4	3	4	0	
							Pensacola (AA)	.170	13	47	4	8	1	0	1	3	6	10	0	
32	Turner, Stuart	R-R	6-2	220	12/27/91	Eunice, LA	CINCINNATI	.134	37	82	4	11	3	0	2	7	5	22	0	1,000
							Louisville (AAA)	.237	15	59	2	14	0	0	0	3	3	14	0	
#	INFELDERS (7)	B-T	HT	WT	Birthdate	Birthplace	2017 CLUB(S)	AVG	G	AB	R	H	2B	3B	HR	RBI	BB	SO	SB	MLS
66	Blandino, Alex	R-R	6-0	190	11/6/92	Palo Alto, CA	Pensacola (AA)	.259	62	197	31	51	22	0	6	31	32	49	3	0,000
3	Gennett, Sooter	L-R	5-10	182	5/1/90	Cincinnati, OH	Louisville (AAA)	.270	63	196	29	53	14	1	6	20	32	37	1	
15	Herrera, Dilson	R-R	5-10	210	3/3/94	Cartagena, Colombia	CINCINNATI	.295	141	461	80	136	22	3	27	97	30	114	3	4,071
75	Long, Shred	S-R	5-8	184	8/22/95	Birmingham, AL	Louisville (AAA)	.264	68	239	31	63	9	1	7	42	15	61	2	0,119
							Daytona (A)	.312	62	247	37	77	16	1	13	36	27	63	6	0,000
							Pensacola (AA)	.227	42	141	13	32	6	2	3	14	19	31	3	
9	Peraza, José	R-R	6-0	196	4/30/94	Barinas, Venezuela	CINCINNATI	.259	143	487	50	126	9	4	5	37	20	70	23	1,141
7	Suárez, Eugenio	S-R	5-11	213	7/18/91	Puerto Ordaz, Venezuela	CINCINNATI	.260	156	534	87	139	25	2	26	82	84	147	4	3,061
19	Votto, Joey	L-R	6-2	220	9/10/83	Toronto, Canada	CINCINNATI	.320	162	559	106	179	34	1	36	100	134	83	5	10,027
#	OUTFIELDERS (7)	B-T	HT	WT	Birthdate	Birthplace	2017 CLUB(S)	AVG	G	AB	R	H	2B	3B	HR	RBI	BB	SO	SB	MLS
84	Aquino, Anisrides	R-R	6-4	220	4/22/94	Santo Domingo, D.R.	Pensacola (AA)	.216	131	459	54	99	20	6	17	56	39	145	9	0,000
23	Duvall, Adam	R-R	6-1	215	9/4/88	Louisville, KY	CINCINNATI	.249	157	587	78	146	37	3	31	99	39	170	5	2,096
27	Ervin, Phillip	R-R	5-10	207	7/15/92	Mobile, AL	CINCINNATI	.259	28	58	8	15	2	0	3	10	4	15	4	0,057
6	Hamilton, Billy	S-R	6-0	160	9/9/90	Taylorsville, MS	Louisville (AAA)	.256	99	363	46	93	20	2	7	40	37	83	23	4,028
43	Schebler, Scott	L-R	6-0	228	10/6/90	Cedar Rapids, IA	CINCINNATI	.247	139	582	85	144	17	11	4	38	44	133	59	5,132
							Louisville (AAA)	.333	3	9	1	3	1	0	0	1	2	1	0	
85	Siri, Jose	R-R	6-2	175	7/22/95	Sabana Grande de Boya, D.R.	Dayton (A)	.293	126	498	92	146	24	11	24	76	33	130	46	0,000
33	Winkler, Jesse	L-L	6-3	215	8/17/93	Buffalo, NY	CINCINNATI	.298	47	121	21	36	7	0	7	15	15	24	1	0,080
							Louisville (AAA)	.314	85	299	33	94	22	0	2	41	38	46	2	



CLEVELAND INDIANS

ADDRESS

Cleveland Indians Player Development Complex
2601 S. Wood Blvd.
Goodyear, AZ 85338

Goodyear Ballpark
1933 S. Ballpark Way
Goodyear, AZ 8533

FOLLOW ON SOCIAL MEDIA
 Twitter: @Indians; @IndiansPR; @Tribeinsider
 Instagram: indians
 Snapchat: Indians
 Facebook: www.facebook.com/Indians

2017 RECORD

102-60...AL Central Champions...17.0 Games Ahead

CLUB CONTACTS

Team Operations Office	(623) 302-5678
Chris Antonetti, President, Baseball Operations	(216) 420-4306
Mike Chernoff, General Manager.....	(216) 420-4465
Matt Forman, Assistant General Manager	(216) 420-4311
Carter Hawkins, Assistant General Manager	(216) 420-4166
Marlene Lehky, Executive Assistant, GM.....	(216) 420-4340
Mike Seghi, Traveling Secretary.....	(216) 420-4303
James Harris, Director, Player Development.....	(216) 420-4611
Nilda Taffanelli, Administrative Assistant, Baseball Operations.....	(216) 420-4308
Ryan Lantz, Manager, Spring Training Operations	(623) 302-5602
Fletcher Wilkes, Goodyear Clubhouse Manager.....	(623) 302-5692
Team Shop / Michael Rohrbach and Ed McGowan.....	(623) 882-3128
Curtis Danburg, Senior Director, Communications	(216) 420-4390
Bart Swain, Director, Baseball Information.....	(216) 420-4386
Court Berry-Tripp, Assistant Director, Baseball Information	(216) 420-4391
Jack Efta, Special Assistant to DBI.....	(216) 420-4598
Bob Chester, Manager, Video Operations.....	(216) 420-4062
Complex print work room / Media Center.....	(623) 302-5610
Press Box.....	(623) 882-3148
Ticket Office	(623) 882-3130
Business Ops Fax / General Media Fax	(623) 302-5676
Baseball Operations Fax	(623) 302-5675
Ticket Office Fax.....	(623) 882-3169
Public Relations Fax / Team Travel Fax.....	(623) 302-5670

HOTEL INFORMATION

For Media Hotel Use: Hampton Inn and Suites, 2000 N. Litchfield Rd., Goodyear, AZ 85395, Phone: (623) 536-1313; TownPlace Suites, 13971 West Celebrate Life Way, Goodyear, AZ 85338, Phone: (623) 535-5009; Residence Inn by Marriott, 2020 N. Litchfield Rd., Goodyear, AZ 85395, Phone: (623) 866-1313.

Minor League: Quality Inn & Suites, 950 N. Dysart Rd., Goodyear, AZ 85338, Phone: (623) 932-9191.

STADIUM INFORMATION

Goodyear Ballpark (address above)

Capacity: 10,311

Years at present location (including 2018 season): 10

Dimensions:

Center Field: 410 feet

Left Field Power Alley: 380 feet

Right Field Power Alley: 380 feet

Left Field Foul Pole: 345 feet

Right Field Foul Pole: 345 feet

Media Phones: Four phones in the press box. Seating is limited in the main press box.

Media Shuttle: Leaves the Indians Development Complex for the Ballpark at noon and returns to complex 15 minutes after the completion of the game.

PRE-GAME TIMINGS

Afternoon Games (1:05 p.m. Starts):

Indians BP: 10:15 - 11:15 a.m. (at Complex)

Visitors BP: 11:15 a.m. - 12:15 p.m. (at Ballpark*; most teams hit at their complex)

Visitors Infield: 12:15 - 12:25 p.m.

MEDIA AVAILABILITY

Workout Days (February 15th-22nd):

8:00 - 9:00 a.m. - Clubhouse open (approximate time)

9:00 a.m. - 12:00 p.m. - Clubhouse closed

12:00 - 1:00 p.m. - Clubhouse open

12:45 p.m. - Terry Francona available in press room (approximate time)

Home Games (February 23rd-March 25th):

8:00 - 9:00 a.m. - Clubhouse open

9:15 - 11:30 a.m. - Clubhouse closed

9:15 a.m. - Terry Francona available in press room pre-workout (approximate time)

11:15 a.m. - 12:00 p.m. - Clubhouse open (media shuttle at noon to ballpark)

Open post-game for one hour

In-game:

Starting pitcher and select requested players will be available before boarding shuttle in the rightfield corner of the ballpark for 3-5 minutes. Terry Francona will be available approximately two minutes after the final out on the field (media can then board a shuttle back to complex that departs 15 minutes after the final out).

Major League Coaches Locker:

Staff interview requests must be made in advance and must have a media relations escort. No cameras - video interviews must be done outside or in interview room.

Minor League Clubhouse / Coaches Locker:

Player / Staff interview requests must be made in advance and must have a media relations escort. No cameras - video interviews must be done outside or in interview room.

DIRECTIONS

To Complex:


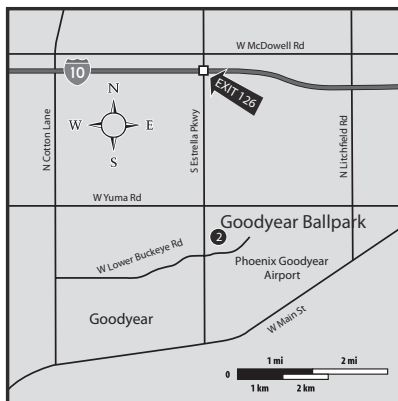
From Downtown Phoenix/East Valley: West on I-10 to Exit 127, Bullard Avenue and proceed south (left off exit). Take Bullard Avenue approximately 2-3 miles and take a right onto West Lower Buckeye Road after crossing over Yuma. Turn left on to Wood Blvd.

From West Phoenix/Surface streets route: South on Litchfield Road to Van Buren. West on Van Buren to Bullard Avenue. Take Bullard Avenue approximately 2-3 miles and take a right onto West Lower Buckeye Road after crossing over Yuma. Turn left on to Wood Blvd.

To Ballpark:

From Downtown Phoenix/East Valley: West on I-10 to Exit 127, Bullard Avenue and proceed south (left off exit). Take Bullard Avenue approximately 2-3 miles and take a right onto West Lower Buckeye Road after crossing over Yuma. Stay to the right and turn right on to Wood Blvd. Staff will assist.

From West Phoenix/Surface streets route: South on Litchfield Road to Van Buren. West on Van Buren to Bullard Avenue. Take Bullard Avenue approximately 2-3 miles and take a right onto West Lower Buckeye Road after crossing over Yuma. Stay to the right and turn right on to Wood Blvd. Staff will assist.



TICKET INFORMATION

Premium Field Box \$31; Club Seating \$31; Infield Box \$27; Outfield Box \$22 (child \$11); Outfield Reserved \$14 (child \$7); Berm \$8 (child \$4); Terrace \$19 (Day of Game only; food not included); Suite \$800 (includes 15 tickets). Visit Indians.com/spring, or call (623) 882-3130 for more details and to book your trip today. Cleveland Indians Spring Training tickets will be available at Indians.com, Goodyear Ballpark's Ticket Office, by phone at 1-800-745-3000 or 1-866-48-TRIBE. For information on tickets, schedules and workout times, fans can log on to Indians.com/spring or Indians.com/boletos.

PHOTO DAY

Wednesday, February 21 at 7:45 a.m.

MINOR LEAGUE INFORMATION

Facility is located at the Cleveland Indians Development Complex. Early Camp players report on February 19 and have their first workout the next day. Pitchers and catchers report on March 3 and have their first workout on March 4. Position players report on March 5 and full squad workouts begin on March 7.

NEW INDIANS IN 2018

Yonder Alonso, INF
Rob Refsnyder, INF/OF

GONE FROM 2017

Shawn Armstrong, RHP
Craig Breslow, LHP
Jay Bruce, OF
Austin Jackson, OF
Boone Logan, LHP
Carlos Santana, 1B
Bryan Shaw, RHP
Joe Smith, RHP

RECORD & ATTENDANCE — LAST FIVE YEARS

Year	Record	Attendance
2017	17-16-3	101,517
2016	18-12-4	87,079
2015	14-18-1	85,874
2014	20-9-2	67,445
2013	17-16-2	77,590

NON-ROSTER INVITEES

Pitchers

38	Beliveau, Jeff, LHP
63	Claiborne, Preston, RHP
69	Fife, Stephen, RHP
83	Head, Louis, RHP
78	Hill, Cameron, RHP
50	Marshall, Evan, RHP
80	Martin, Josh, RHP
40	Ogando, Alexi, RHP
58	Ramirez, Neil, RHP
68	Sulser, Cole, RHP
65	Wilk, Adam, LHP
67	Zarate, Robert, LHP

Catchers

45	Hanigan, Ryan
84	Murphy, Jack

Infielders

79	Bradley, Bobby
70	Maggi, Drew
1	Martinez, Michael
81	Rodriguez, Nellie
62	Shaffer, Richie

Outfielders

13	Barnes, Brandon
0	Upton, Melvin Jr.

SPRING TRAINING SITES

1902-03	New Orleans, LA
1904	San Antonio, TX
1905-06	New Orleans, LA
1907-09	Macon, GA
1910-11	Alexandria, LA
1912	New Orleans, LA
1913	Pensacola, FL
1914	Athens, GA
1916-20	New Orleans, LA
1921-22	Dallas, TX
1923-27	Lakeland, FL
1928-29	New Orleans, LA
1940-42	Fort Myers, FL
1943-45	Lafayette, IN
1946	Clearwater, FL
1947-92	Tucson, AZ
1993-2008	Winter Haven, FL
2009-present	Goodyear, AZ



2018 SPRING TRAINING SCHEDULE

[All Times Local; (ss) — Split Squad for opponent]

Day	Date	Opponent	Site	R/TV	Time
Friday	February 23	Cincinnati	Goodyear	R/T	1:05 p.m.
Saturday	February 24	@Arizona	Salt River Fields	R	1:10 p.m.
Sunday	February 25	@Cincinnati (ss)	Goodyear	R^/T	1:05 p.m.
Monday	February 26	@Milwaukee	Maryvale	T/I	1:05 p.m.
Tuesday	February 27	Oakland	Goodyear	I	1:05 p.m.
Wednesday	February 28	Seattle	Goodyear	I	1:05 p.m.
		@Los Angeles Angels	Tempe	I	1:10 p.m.
Thursday	March 1	@Los Angeles Dodgers	Glendale	I	1:05 p.m.
Friday	March 2	Texas	Goodyear	I	1:05 p.m.
Saturday	March 3	San Francisco (ss)	Goodyear	R	1:05 p.m.
Sunday	March 4	@Milwaukee	Maryvale	R	1:05 p.m.
Monday	March 5	@Los Angeles Dodgers	Glendale	I	1:05 p.m.
Tuesday	March 6	@Cincinnati	Goodyear	R/T	1:05 p.m.
Wednesday	March 7	Chicago Cubs	Goodyear	I	6:05 p.m.
Thursday	March 8	Los Angeles Dodgers	Goodyear	R*	6:05 p.m.
Friday	March 9	@Colorado	Salt River Fields	I	1:10 p.m.
Saturday	March 10	@San Diego	Peoria	R/T	1:10 p.m.
Sunday	March 11	Milwaukee	Goodyear	R	1:05 p.m.
		@Kansas City	Surprise	T/I	1:05 p.m.
Monday	March 12	Texas (ss)	Goodyear	I	1:05 p.m.
Tuesday	March 13	OPEN DATE			
Wednesday	March 14	Los Angeles Angels	Goodyear	I	1:05 p.m.
Thursday	March 15	Cincinnati	Goodyear	R*	1:05 p.m.
Friday	March 16	@Oakland	Mesa (Hohokam)	I	1:05 p.m.
Saturday	March 17	@Chicago Cubs (ss)	Mesa (Sloan)	R	1:05 p.m.
		@Chicago Cubs (ss)	Las Vegas, NV	T/I	4:05 p.m.
Sunday	March 18	@Chicago Cubs (ss)	Las Vegas, NV	T/I	1:05 p.m.
		@Seattle	Peoria	R	1:10 p.m.
Monday	March 19	@San Francisco	Scottsdale	I	1:05 p.m.
Tuesday	March 20	OPEN DATE			
Wednesday	March 21	Kansas City	Goodyear	T/I	6:05 p.m.
Thursday	March 22	San Diego	Goodyear	I	1:05 p.m.
Friday	March 23	Arizona	Goodyear	R^	6:05 p.m.
Saturday	March 24	@Texas	Surprise	R	12:05 p.m.
Sunday	March 25	Cincinnati	Goodyear	R^	12:05 p.m.
Monday	March 26	@Arizona	Chase Field	I	6:40 p.m.
Tuesday	March 27	@Arizona	Chase Field	T	12:40 p.m.

(R) NewsRadio WTAM 1100 AM • (R*) WMMS 100.7 FM
 (R^) 99X 99.1 FM • (T) SportsTime Ohio • (I) Indians.com



GOODYEAR BALLPARK - GOODYEAR, ARIZONA

2018 CLEVELAND INDIANS 40-MAN ROSTER

MANAGER: Terry Francona (17)		COACHES: Sandy Alomar, Jr. (15), Scott Archison (48), Brad Mills (2), Victor Rodriguez (60), Mike Sarbaugh (16), Ty Van Burkleo (29), Carl Willis (51).																											
#	PITCHERS (17)	B-T	HT	WT	Birthdate	Birthplace	2017 CLUB(S)										ERA	G	GS	CG	SV	IP	H	R	ER	BB	SO	MLS	
							W-L	ERA	G	GS	CG	SV	IP	H	R	ER													BB
37	Allen, Cody	R-R	6-1	210	11/20/88	Orlando, FL	CLEVELAND	3-7	2.94	69	0	0	0	30	67.1	57	24	22	21	92	5.076	2,017							
56	Anderson, Cody	R-R	6-4	240	9/14/90	Quincy, CA	CLEVELAND																						
47	Bauter, Trevor	R-R	6-1	200	1/17/91	N. Hollywood, CA	CLEVELAND	17-9	4.19	32	31	0	0	0	176.1	181	84	82	60	196	3.158								
59	Carrasco, Carlos	R-R	6-3	212	3/21/87	Barquisimeto, Venezuela	CLEVELAND	18-6	3.29	32	32	1	0	0	200.0	173	73	73	46	226	6.147								
52	Clevinger, Mike	R-R	6-4	202	12/21/90	Jacksonville, FL	Columbus (AAA)	3-2	2.65	7	7	0	0	0	34.0	28	10	10	14	38	1.041								
44	Goody, Nick	R-R	5-11	195	7/6/91	Orlando, FL	Columbus (AAA)	1-0	0.00	3	0	0	0	0	4.1	2	0	0	1	10	1.159								
							CLEVELAND	1-2	2.80	56	0	0	0	0	54.2	39	20	17	20	72									
28	Kluber, Corey	R-R	6-4	215	4/10/86	Birmingham, AL	Akron (AA)	1-0	0.00	1	1	0	0	0	5.0	1	0	0	0	1	5.074								
							CLEVELAND	18-4	2.25	29	29	5	0	0	203.2	141	56	51	36	265									
34	McAllister, Zach	R-R	6-6	240	12/8/87	Chillicothe, IL	CLEVELAND	2-2	2.61	50	0	0	0	0	62.0	53	18	18	21	66	5.077								
54	Merritt, Ryan	L-L	6-0	170	2/21/92	McKinney, TX	Columbus (AAA)	10-5	3.03	19	18	1	0	0	116.0	116	40	39	25	85	0.075								
							CLEVELAND	2-0	1.74	5	4	0	0	0	20.2	26	6	4	7										
72	Merryweather, Julian	R-R	6-4	200	10/14/91	Berkeley, CA	Akron (AA)	4-2	3.38	9	9	0	0	0	50.2	37	21	19	10	52	0.000								
							Columbus (AAA)	3-7	6.58	16	16	0	0	0	78.0	105	58	57	25	76									
24	Miller, Andrew	L-L	6-7	205	5/21/85	Gainesville, FL	Columbus (AAA)	0-0	0.00	1	0	0	0	0	1.0	0	0	0	0	2	9.062								
							CLEVELAND	4-3	1.44	57	0	0	2	62.2	31	11	10	21	95										
74	Morimando, Shawn	L-L	5-11	195	11/20/92	Virginia Beach, VA	Columbus (AAA)	10-9	4.41	26	26	4	0	0	159.1	177	91	78	57	128	0.033								
49	Olson, Tyler	L-L	6-3	205	10/2/89	Spokane, WA	Columbus (AAA)	2-0	3.21	34	0	0	2	42.0	28	16	15	12	54	0.126									
							CLEVELAND	1-0	0.00	30	0	0	1	20.0	13	0	0	6	18										
61	Otero, Dan	R-R	6-3	215	2/19/85	Miami, FL	CLEVELAND	3-0	2.85	52	0	0	0	60.0	63	23	19	9	38	4.124									
76	Plutko, Adam	R-R	6-3	200	10/3/91	Upland, CA	Columbus (AAA)	7-12	5.90	24	22	0	0	135.2	153	92	89	53	103	0.028									
31	Salazar, Danny	L-R	6-0	195	1/11/90	Santo Domingo, D.R.	Mahoning Valley (A)	1-0	0.00	1	1	0	0	5.0	2	0	0	2	7	3.162									
							Akron (AA)	0-1	16.20	1	1	0	0	1.2	3	3	3	2	3										
							Columbus (AAA)	1-1	2.89	2	2	0	0	0	9.1	6	3	3	5	13									
							CLEVELAND	5-6	4.28	23	19	0	0	103.0	94	51	49	44	145										
43	Tomlin, Josh	R-R	6-1	190	10/19/84	Tyler, TX	Mahoning Valley (A)	0-0	2.45	1	1	0	0	3.2	8	5	1	0	4	7.033									
							CLEVELAND	10-9	4.98	26	26	1	0	141.0	166	80	78	14	109										
#	CATCHERS (4)	B-T	HT	WT	Birthdate	Birthplace	2017 CLUB(S)										AVG	G	AB	R	H	2B	3B	HR	RBI	BB	SO	SB	MLS
7	Gomes, Yan	R-R	6-2	215	7/19/87	Sao Paulo, Brazil	CLEVELAND	.232	105	341	43	79	15	0	14	56													
71	Haase, Eric	R-R	5-10	190	12/18/92	Westland, MI	Akron (AA)	.258	95	333	59	86	17	5	26	59	44	116	4	0.000									
							Columbus (AAA)	.333	2	6	1	2	0	0	1	2	1	2	0	7									
27	Mejia, Francisco	S-R	5-10	175	10/27/95	Bani, D.R.	Akron (AA)	.297	92	347	52	103	21	2	14	52	24	53	7	0.031									
							CLEVELAND	.154	11	13	1	2	0	0	0	1	1	3	0										
55	Perez, Roberto	R-R	5-11	220	12/23/88	Mayaguez, P.R.	CLEVELAND	.207	73	217	22	45	12	0	8	38	26	71	0	3.083									

#	INFIELDERS (12)	B-T	HT	WT	Birthdate	Birthplace	2017 CLUB(S)	AVG	G	AB	R	H	2B	3B	HR	RBI	BB	SO	SB	MLS	
17	Alonso, Yonder	L-R	69-1	230	4/8/87	La Habana, Cuba	OAKLAND	.266	100	319	52	85	17	0	22	49	50	88	1	6,116	
73	Castro, Willi	S-R	6-1	170	4/24/97	Rio Piedras, PR.	SEATTLE	.265	42	132	20	35	5	0	6	18	18	30	1	0,000	
75	Chang, Yu-Cheng	R-R	6-1	180	8/18/95	Taitung, Taiwan	Lynchburg (A)	.290	123	469	69	136	24	3	11	58	28	90	19	0,000	
36	Diaz, Yandy	R-R	6-2	185	8/8/91	Sagua, Cuba	Akron (AA)	.220	126	440	72	97	24	5	24	66	52	134	11	0,068	
10	Encarnacion, Edwin	R-R	6-1	230	1/7/83	La Romana, D.R.	Columbus (AAA)	.263	49	156	25	41	8	1	0	13	21	35	2	12,085	
9	Gonzalez, Erik	R-R	6-2	190	8/31/91	Puerto Plata, D.R.	CLEVELAND	.258	157	554	96	143	20	1	38	107	104	133	2	1,007	
22	Kipnis, Jason	L-R	5-11	195	4/3/87	Northbrook, IL	Columbus (AAA)	.256	60	160	21	41	4	3	6	13	7	53	5	6,069	
12	Lindor, Francisco	S-R	5-11	190	11/14/93	Caguas, PR.	CLEVELAND	.143	5	14	1	2	0	0	1	0	6	0	0	6,069	
11	Ramirez, José	S-R	5-9	190	9/17/92	Bani, D.R.	Columbus (AAA)	.182	6	22	1	4	2	1	0	2	1	4	0	6,069	
33	Refsnyder, Rob	R-R	6-0	200	3/26/91	Seoul, South Korea	CLEVELAND	.232	90	336	43	78	25	0	12	35	28	71	6	2,113	
66	Stamets, Eric	R-R	6-0	190	9/25/91	Dublin, OH	CLEVELAND	.273	159	651	99	178	44	4	33	89	60	93	15	3,074	
39	Usheda, Giovanni	R-R	6-0	200	10/11/91	Cartagena, Colombia	NEW YORK (AL)	.135	20	37	3	5	1	1	0	0	3	8	2	1,107	
53	Allen, Greg	S-R	6-0	175	3/15/93	San Diego, CA	TORONTO	.196	32	51	5	10	1	0	0	0	5	9	2	0,000	
35	Almonte, Abraham	S-R	5-9	210	6/28/89	Santo Domingo, D.R.	Scranton/WB (AAA)	.417	4	12	3	5	1	0	0	2	3	2	0	0,000	
23	Brantley, Michael	L-L	6-2	200	5/15/87	Belleuve, WA	Akron (AA)	.325	14	40	7	13	3	1	1	5	8	13	2	1,032	
8	Chisenhall, Lonnie	L-R	6-2	190	10/4/88	Morehead City, NC	Columbus (AAA)	.251	101	334	49	84	23	0	15	47	30	87	8	1,032	
6	Guyer, Brandon	R-R	6-2	200	1/28/86	West Chester, PA	CLEVELAND	.266	76	297	34	79	12	1	6	34	20	45	0	1,032	
30	Naquin, Tyler	L-R	6-2	190	4/24/91	Spring, TX	CLEVELAND	.224	67	156	14	35	7	0	1	15	8	22	0	1,032	
4	Zimmer, Bradley	L-R	6-5	220	11/27/92	San Francisco, CA	CLEVELAND	.264	71	258	37	68	16	1	2	24	22	55	21	6,116	
35	Almonte, Abraham	S-R	5-9	210	6/28/89	Santo Domingo, D.R.	AZL Indians (R)	.333	5	15	3	5	0	0	0	2	0	1	3	0,031	
23	Brantley, Michael	L-L	6-2	200	5/15/87	Belleuve, WA	CLEVELAND	.229	25	35	7	8	1	0	1	6	2	8	1	3,052	
8	Chisenhall, Lonnie	L-R	6-2	190	10/4/88	Morehead City, NC	Columbus (AAA)	.260	23	77	11	20	6	1	2	6	15	13	3	3,052	
6	Guyer, Brandon	R-R	6-2	200	1/28/86	West Chester, PA	CLEVELAND	.233	69	172	26	40	8	3	3	14	20	46	2	7,131	
30	Naquin, Tyler	L-R	6-2	190	4/24/91	Spring, TX	CLEVELAND	.299	90	338	47	101	20	1	9	52	31	50	11	7,131	
4	Zimmer, Bradley	L-R	6-5	220	11/27/92	San Francisco, CA	Akron (AA)	.125	5	16	1	2	0	0	0	0	1	4	0	5,158	
6	Guyer, Brandon	R-R	6-2	200	1/28/86	West Chester, PA	Columbus (AAA)	.370	8	27	4	10	2	0	0	1	4	0	6	1	5,158
30	Naquin, Tyler	L-R	6-2	190	4/24/91	Spring, TX	CLEVELAND	.288	82	236	34	68	17	1	12	53	25	55	2	5,158	
4	Zimmer, Bradley	L-R	6-5	220	11/27/92	San Francisco, CA	Columbus (AAA)	.267	6	15	3	4	0	0	1	1	2	4	0	5,066	
6	Guyer, Brandon	R-R	6-2	200	1/28/86	West Chester, PA	CLEVELAND	.236	70	165	23	39	7	1	2	20	15	43	2	5,066	
30	Naquin, Tyler	L-R	6-2	190	4/24/91	Spring, TX	Columbus (AAA)	.298	80	295	42	88	14	4	10	51	30	71	5	1,033	
4	Zimmer, Bradley	L-R	6-5	220	11/27/92	San Francisco, CA	CLEVELAND	.216	19	37	4	8	2	0	0	1	2	9	0	1,033	
4	Zimmer, Bradley	L-R	6-5	220	11/27/92	San Francisco, CA	Columbus (AAA)	.294	33	126	22	37	11	2	5	14	14	43	9	0,139	
4	Zimmer, Bradley	L-R	6-5	220	11/27/92	San Francisco, CA	CLEVELAND	.241	101	299	41	72	15	2	8	39	26	99	18	0,139	



COLORADO ROCKIES

ADDRESS

Salt River Fields at Talking Stick
7555 N. Pima Road
Scottsdale, AZ 85258

FOLLOW ON SOCIAL MEDIA
 Twitter: @Rockies; @RockiesPR
 Instagram: rockies
 Snapchat: Rockies
 Facebook: www.facebook.com/Rockies

2017 RECORD

87-75...NL Wild Card...Third Place...NL West...17.0 Games Back

CLUB CONTACTS

Stadium Office	(480) 362-2800
Jeff Bridich, Senior Vice President and General Manager.....	362-2803
Zack Rosenthal, Assistant General Manager - Baseball Operations	362-2811
Jon Weil, Assistant General Manager - Player Personnel	362-2807
Zach Wilson, Senior Director, Player Development.....	362-2829
Paul Ekins, Director, Major League Operations	362-2808
Warren Miller, Senior Director, Communications	362-2831
Cory Little, Supervisor, Communications	362-2830
Nick Parson, Coordinator, Communications.....	362-2832
Abby Sanders, Assistant, Communications/Spanish Translator	362-2833
Press Box.....	270-5123
PR Fax	362-2836

HOTEL INFORMATION

Home: The Scottsdale Plaza Resort, 7200 North Scottsdale Road, Scottsdale, AZ 85253. Phone: (480) 948-5000. Fax: (480) 951-5100.

STADIUM INFORMATION

Salt River Fields at Talking Stick (address above)

Capacity: 11,000

Years at present location (including 2018 season): 8

Dimensions:

Center Field: 410 feet

Left Field Power Alley: 390 feet

Right Field Power Alley: 390 feet

Left Field Foul Pole: 345 feet

Right Field Foul Pole: 345 feet

Media Availability: On non-game days, the home clubhouse will open to the media from 7:30 - 8:30 a.m. and again after the team workout. For all Rockies afternoon games, the home clubhouse will open from 7:30 - 8:30 a.m. and again after the starters exit the game. Rockies manager Bud Black will only be available from the manager's office each morning and on the field postgame.

PRE-GAME TIMINGS

Afternoon Games (1:10 p.m. Starts)

Rockies BP: 10:10 - 11:10 a.m.

Visitors BP: 11:10 a.m. - 12:10 p.m.

Rockies Infield: 12:10 - 12:20 p.m.

Visitors Infield: 12:20 - 12:30 p.m.

DIRECTIONS

From Loop 101 (Pima Freeway) northbound:

Take exit 44 (Talking Stick Way) and turn left, proceeding west for approximately 0.6 miles. Turn right on N. Pima Road. The ballpark will be located on your right.

From Loop 101 (Pima Freeway) southbound:

Take exit 43 (Via De Ventura) and turn right, proceeding west for approximately 0.8 miles. Turn left at N. Pima Road. The ballpark will be located on your left.



TICKET INFORMATION

General admission lawn seating, \$13-\$19. Reserved seats in the seating bowl, \$24-\$40. Tickets can be purchased at the Salt River Fields at Talking Stick Center Field Ticket Office, the Coors Field Ticket Office, all Dugout Store locations, online at coloradorockies.com/Spring or by calling (888) 490-0383 or (480) 362-WINS (9467).

PHOTO DAY

Thursday, February 22 at 6:45 a.m.

MINOR LEAGUE INFORMATION

All players (pitchers, catchers, position players) report on Sunday, March 4.

SPRING TRAINING SITES

1993-2010 Tucson, AZ
2011-present Scottsdale, AZ



NON-ROSTER INVITEES

Pitchers

- 70 Broyles, Shane, RHP
- 86 Castellani, Ryan, RHP
- 63 Farris, James, RHP
- 79 House, Austin, RHP
- 78 Lambert, Peter, RHP
- 59 Musgrave, Harrison, LHP
- 50 Pounders, Brooks, RHP
- 83 Vasto, Jerry, LHP

Catchers

- 81 Bemboom, Anthony
- 84 Nuñez, Dom
- 76 Vázquez, Jan

Infielders

- 6 Castro, Daniel
- 68 Hampson, Garrett
- 77 Mundell, Brian
- 73 O'Malley, Shawn
- 65 Rodgers, Brendan

Outfielders

- 67 Hilliard, Sam

NEW ROCKIES IN 2018

Wade Davis, RHP

Chris Iannetta, C

Bryan Shaw, RHP

GONE FROM 2017

Alexi Amarista, INF

Shane Carle, RHP

Tyler Chatwood, RHP

Carlos González, OF

Ryan Hannigan, C

Greg Holland, RHP

Jonathan Lucroy, C

Pat Neshek, RHP

Mark Reynolds, INF

RECORD & ATTENDANCE — LAST FIVE YEARS

Year	Record	Attendance
2017	16-15-2	152,989
2016	15-13-4	147,878
2015	16-16-2	154,099
2014	15-14-4	169,663
2013	16-15	133,240



SALT RIVER FIELDS AT TALKING STICK - SCOTTSDALE, ARIZONA

COLORADO ROCKIES™

2018 SPRING TRAINING SCHEDULE

[All Times Local; (ss) — Split Squad for opponent]

Day	Date	Opponent	Site	R/TV	Time
Friday	February 23	Arizona	Salt River Fields	R	1:10 p.m.
Saturday	February 24	@Cincinnati	Goodyear	R	1:05 p.m.
Sunday	February 25	@Texas	Surprise	R	1:05 p.m.
Monday	February 26	@Arizona (ss)	Salt River Fields		1:10 p.m.
Tuesday	February 27	Los Angeles Angels	Salt River Fields		1:10 p.m.
Wednesday	February 28	@Arizona	Salt River Fields		1:10 p.m.
Thursday	March 1	@Chicago Cubs	Mesa (Sloan)		1:05 p.m.
Friday	March 2	Arizona	Salt River Fields		1:10 p.m.
Saturday	March 3	Milwaukee	Salt River Fields	R	1:10 p.m.
Sunday	March 4	@Los Angeles Angels	Tempe	R	1:10 p.m.
Monday	March 5	Chicago Cubs	Salt River Fields		1:10 p.m.
Tuesday	March 6	@Seattle	Peoria	R/T	6:40 p.m.
Wednesday	March 7	Texas	Salt River Fields		1:10 p.m.
Thursday	March 8	Cincinnati	Salt River Fields		1:10 p.m.
Friday	March 9	Cleveland	Salt River Fields		1:10 p.m.
Saturday	March 10	@Milwaukee	Maryvale	R	1:05 p.m.
Sunday	March 11	Los Angeles Dodgers	Salt River Fields	R/T	1:10 p.m.
Monday	March 12	@Arizona	Salt River Fields		1:10 p.m.
Tuesday	March 13	Seattle	Salt River Fields	T	1:10 p.m.
Wednesday	March 14	@Los Angeles Dodgers	Glendale	R	7:05 p.m.
Thursday	March 15	Los Angeles Angels (ss)	Salt River Fields		1:10 p.m.
Friday	March 16	@Los Angeles Angels	Tempe		1:10 p.m.
Saturday	March 17	@Milwaukee	Maryvale	R	1:05 p.m.
Sunday	March 18	San Francisco	Salt River Fields	R	1:10 p.m.
Monday	March 19	@Texas	Surprise	R	6:05 p.m.
Tuesday	March 20	Milwaukee	Salt River Fields		1:10 p.m.
Wednesday	March 21	OPEN DATE			
Thursday	March 22	@Oakland	Mesa (Hohokam)		1:05 p.m.
Friday	March 23	Cincinnati	Salt River Fields	T	1:10 p.m.
Saturday	March 24	@Chicago Cubs (ss)	Mesa (Sloan)	R	7:05 p.m.
Sunday	March 25	Arizona	Salt River Fields	R/T	1:10 p.m.
Monday	March 26	OPEN DATE			
Tuesday	March 27	Seattle	Salt River Fields	T	1:10 p.m.

(R) KOA 850 AM & 94.1 FM • (T) AT&T SportsNet

2018 COLORADO ROCKIES 40-MAN ROSTER

MANAGER: Bud Black (10); COACHES: Stu Cole (39); Tony Diaz (43); Duane Espy (58); Steve Foster (36); Rom Gideon (53); Darren Holmes (40); Mike Redmond (11); Jeff Salazar (41).																				
#	PITCHERS (22)	B-T	HT	WT	Birthdate	Birthplace	2017 CLUB(S)	W-L	ERA	G	GS	CG	SV	IP	H	R	ER	BB	SO	MLS
62	Almonte, Yency	S-R	6-5	205	6/4/94	Miami, FL	Hartford (AA)	5-3	2.00	14	14	0	0	76.1	58	19	17	31	71	0.000
44	Anderson, Tyler	L-L	6-3	220	12/30/89	Las Vegas, NV	Albuquerque (AAA)	3-1	4.89	8	7	0	0	35.0	41	20	19	21	22	2.065
35	Bertis, Chad	R-R	6-0	215	4/26/89	Lubbock, TX	COLORADO	6-6	4.81	17	15	0	0	86.0	88	48	46	26	81	3.096
71	Davis, Wade	R-R	6-5	225	9/7/85	Lake Wales, FL	Albuquerque (AAA)	0-3	4.82	4	4	0	0	18.2	22	13	10	6	11	
47	Diaz, Jairo	R-R	6-0	240	5/27/91	Puerto La Cruz, Venezuela	COLORADO	2-4	5.05	9	9	0	0	46.1	52	27	26	11	30	8.032
							Lancaster (A)	0-0	9.00	2	0	0	0	2.0	3	2	2	0	3	1.124
							Albuquerque (AAA)	0-1	5.00	20	0	0	3	18.0	16	10	10	7	17	
							COLORADO	0-0	9.00	4	0	0	0	5.0	12	6	5	5	2	
38	Dunn, Mike	L-L	6-0	211	5/23/85	Farmington, NM	COLORADO	5-1	4.47	68	0	0	0	50.1	43	25	25	28	57	7.079
54	Estévez, Carlos	R-R	6-6	250	12/28/92	Santo Domingo, D.R.	Albuquerque (AAA)	1-4	1.34	33	0	0	4	33.2	23	6	5	10	34	1.085
21	Freeland, Kyle	L-L	6-4	200	5/14/93	Denver, CO	COLORADO	5-0	5.57	35	0	0	0	32.1	39	21	20	14	31	
64	González, Rayan	R-R	6-4	230	10/18/90	Arecibo, PR	COLORADO	11-11	4.10	33	28	0	0	156.0	169	78	71	63	107	1.000
55	Gray, Jon	R-R	6-4	232	11/5/91	Shawnee, OK	Lancaster (A)	0-0	0.00	1	1	0	0	4.0	4	0	0	1	5	2.062
							Albuquerque (AAA)	0-0	1.93	2	2	0	0	9.1	10	6	2	5	13	
							COLORADO	10-4	3.67	20	20	0	0	110.1	113	47	45	30	112	
34	Hoffman, Jeff	R-R	6-5	217	1/8/93	Latham, NY	Albuquerque (AAA)	3-3	4.71	10	10	0	0	49.2	44	31	26	19	47	0.155
61	Howard, Sam	R-L	6-4	187	3/5/93	Cartersville, GA	COLORADO	6-5	5.89	23	16	0	0	99.1	106	66	65	40	82	
46	Jemola, Zach	L-R	6-4	212	4/6/94	Temecula, CA	Hartford (AA)	1-4	2.33	9	9	1	0	46.1	31	13	12	10	40	0.000
48	Marquez, German	R-R	6-1	215	2/22/95	San Felix, Venezuela	Albuquerque (AAA)	4-4	3.89	15	14	0	0	81.0	82	35	35	33	64	0.000
							Boise (A)	1-0	3.97	3	3	0	0	11.1	13	5	5	8	8	
							Albuquerque (AAA)	5-5	6.83	16	15	0	0	81.2	104	65	62	38	40	
							Albuquerque (AAA)	0-0	2.70	3	2	0	0	10.0	8	3	3	0	18	1.027
							COLORADO	11-7	4.39	29	29	0	0	162.0	174	82	79	49	147	
51	McCee, Jake	L-L	6-4	235	8/6/86	San Jose, CA	COLORADO	0-2	3.61	62	0	0	3	57.1	47	23	23	16	58	6.127
45	Oberg, Scott	R-R	6-2	197	3/13/90	Tewksbury, MA	Albuquerque (AAA)	1-0	2.08	3	0	0	0	4.1	2	1	1	5	2.081	
0	Ottavino, Adam	S-R	6-5	242	11/22/85	New York, NY	COLORADO	2-3	5.06	63	0	0	0	58.1	70	35	32	24	55	
60	Rosscup, Zac	L-L	6-2	220	6/9/88	Clackamas, OR	Iowa (AAA)	2-2	2.60	17	1	0	1	27.2	21	9	8	8	39	6.087
							Albuquerque (AAA)	0-0	2.13	12	0	0	0	12.2	8	3	3	4	15	2.164
							CHICAGO (NL)	0-0	0.00	1	0	0	0	0.2	0	0	0	0	0	
							COLORADO	0-0	5.14	9	0	0	0	7.0	9	4	4	0	10	
52	Rusin, Chris	L-L	6-2	195	10/22/86	Detroit, MI	Albuquerque (AAA)	1-0	0.00	1	0	0	0	2.2	2	0	0	0	3	3.092
							COLORADO	5-1	2.65	60	0	0	2	85.0	75	31	25	19	71	

#	PITCHERS (cont'd)	B-T	HT	WT	Birthdate	Birthplace	2017 CLUB(S)	W-L	ERA	G	GS	CG	SV	IP	H	R	ER	BB	SO	MLS
49	Senzatela, Antonio	R-R	6-1	229	1/21/95	Valencia, Venezuela	Albuquerque (AAA)	0-0	2.70	1	1	0	0	3.1	4	1	1	1	2	1,000
29	Shaw, Bryan	R-R	6-1	220	11/8/87	Livermore, CA	COLORADO	10-5	4.68	36	20	0	0	134.2	128	72	70	47	102	6,081
74	Tinoco, Jesus	R-R	6-4	190	4/30/95	San Antonio, Venezuela	CLEVELAND	4-6	3.52	79	0	0	3	76.2	71	36	30	22	73	107
							Lancaster (A)	11-4	4.67	24	24	0	0	140.2	157	78	73	50		
#	CATCHERS (4)	B-T	HT	WT	Birthdate	Birthplace	2017 CLUB(S)	AVG	G	AB	R	H	2B	3B	HR	RBI	BB	SO	SB	MLS
22	Iannetta, Chris	R-R	6-0	230	4/8/83	Providence, RI	ARIZONA	.254	89	272	38	69	19	0	17	43	37	87	0	11,013
23	Murphy, Tom	R-R	6-1	203	4/3/91	West Monroe, NY	Albuquerque (AAA)	.255	38	141	22	36	10	1	4	19	9	56	0	1,004
37	Rabago, Chris	R-R	5-11	207	4/22/93	Riverside, CA	COLORADO	.042	12	24	1	1	1	0	0	1	2	9	0	0,000
14	Wolters, Tony	L-R	5-10	193	6/9/92	Vista, CA	Lancaster (A)	.272	89	305	52	83	18	8	1	43	35	53	25	1,161
							Albuquerque (AAA)	.259	14	54	6	14	5	1	2	9	3	15	0	1,161
							COLORADO	.240	83	229	30	55	8	1	0	16	33	55	0	
#	INFIELDERS (5)	B-T	HT	WT	Birthdate	Birthplace	2017 CLUB(S)	AVG	G	AB	R	H	2B	3B	HR	RBI	BB	SO	SB	MLS
28	Arenado, Nolan	R-R	6-2	215	4/16/91	Newport Beach, CA	COLORADO	.309	159	606	100	187	43	7	37	130	62	106	3	4,155
9	LeMahieu, DJ	R-R	6-4	220	7/13/88	Visalia, CA	COLORADO	.310	155	609	95	189	28	4	8	64	59	90	6	5,128
24	McMahon, Ryan	L-R	6-2	207	12/14/94	Yorba Linda, CA	Hartford (AA)	.326	49	181	28	59	16	2	6	32	20	39	7	0,052
							Albuquerque (AAA)	.374	70	289	46	108	23	2	14	56	21	53	4	
							COLORADO	.158	17	19	2	3	1	0	0	1	5	5	0	
27	Story, Trevor	R-R	6-2	215	11/15/92	Irving, TX	Albuquerque (AAA)	.273	4	11	2	3	0	0	1	2	2	3	1	2,000
4	Valaitka, Pat	R-R	5-11	211	9/9/92	Valencia, CA	COLORADO	.239	145	503	68	120	32	3	24	82	49	191	7	1,027
							Albuquerque (AAA)	.267	11	45	6	12	2	1	1	11	4	11	0	
							COLORADO	.258	110	182	28	47	11	0	13	40	7	53	0	
#	OUTFIELDERS (9)	B-T	HT	WT	Birthdate	Birthplace	2017 CLUB(S)	AVG	G	AB	R	H	2B	3B	HR	RBI	BB	SO	SB	MLS
19	Blackmon, Charlie	L-L	6-3	218	7/1/86	Dallas, TX	COLORADO	.331	159	644	137	213	35	14	37	104	65	135	14	5,102
56	Cuevas, Noel	R-R	6-2	210	10/2/91	Camuy, PR	Albuquerque (AAA)	.312	128	493	79	154	17	12	15	79	25	102	16	0,000
26	Dahl, David	L-R	6-2	198	4/1/94	Birmingham, AL	Lancaster (A)	.429	2	7	2	3	0	0	1	2	1	1	0	1,007
72	Daza, Yonathan	R-R	6-2	190	2/28/94	Maracay, Venezuela	Albuquerque (AAA)	.243	17	70	12	17	2	2	2	14	3	17	1	0,000
20	Desmond, Ian	R-R	6-3	215	9/20/85	Sarasota, FL	Lancaster (A)	.341	125	519	93	177	34	11	3	87	30	88	31	8,027
							Albuquerque (AAA)	.333	3	9	1	3	1	0	1	1	1	1	0	
							COLORADO	.274	95	339	47	93	11	1	7	40	24	87	15	
8	Parra, Gerardo	L-L	5-11	220	5/6/87	Santa Barbara, Venezuela	Albuquerque (AAA)	.200	3	10	0	2	0	0	0	1	3	0	8,145	
25	Patterson, Jordan	L-L	6-4	217	2/12/92	Mobile, AL	COLORADO	.309	115	392	56	121	24	1	10	71	20	67	2	0,028
15	Tapia, Raimel	L-L	6-3	175	2/4/94	San Pedro, D.R.	Albuquerque (AAA)	.283	131	484	78	137	32	7	26	92	36	128	3	0,136
							Albuquerque (AAA)	.369	58	263	45	97	20	8	2	30	13	42	12	
							COLORADO	.288	70	160	27	46	12	2	2	16	8	36	5	
3	Tauchman, Mike	L-L	6-2	210	12/3/90	Palatine, IL	Albuquerque (AAA)	.331	110	420	82	139	30	8	16	80	40	73	16	0,047
							COLORADO	.222	31	27	2	6	0	1	0	2	5	10	1	



KANSAS CITY ROYALS

ADDRESS

Surprise Stadium
15946 N. Bullard Avenue
Surprise, AZ 85374

FOLLOW ON SOCIAL MEDIA

Twitter: @Royals; @losroyals

Instagram: kcroys

Snapchat: Royals

Facebook: www.facebook.com/Royals

2017 RECORD

80-82...Third Place...AL Central...22.0 Games Back

CLUB CONTACTS

Stadium Office (Major and Minor Leagues)	(623) 222-2300
Dan Glass, President	266-8026
Dayton Moore, Senior Vice President & General Manager.....	266-8027
Rene Francisco, Vice President/Assistant General Manager, ML/International Ops.....	266-8054
J.J. Picollo, Vice President/Assistant General Manager, Player Personnel/PD.....	266-8018
Scott Sharp, Vice President/Assistant General Manager, Baseball Operations	266-8008
Jin Wong, Assistant General Manager/Baseball Administration	266-8016
Kyle Vena, Senior Director, Baseball Operations/Administration	266-8036
Emily Penning, Executive Assistant to the General Manager	266-8013
Jeff Davenport, Senior Director, Team Travel/Clubhouse Operations	266-8023
Mike Swanson, Vice President, Communications and Broadcasting	266-8006
Mike Cummings, Assistant Director, Communications.....	266-8019
Media Relations Main Office.....	266-8007
Major League Office Fax	266-8012
Press Box.....	222-2333

HOTEL INFORMATION

Home: The Wigwam Golf Resort and Spa, 300 Wigwam Blvd., Litchfield Park, AZ 85340. Phone: (623) 935-3811; Fax: (623) 935-3737; Email: info@wigwamresort.com.

STADIUM INFORMATION

Surprise Stadium (address above)

Capacity: 10,714

Years at present location (including 2018 season): 16

Dimensions:

Center Field: 400 feet

Left Field Power Alley: 379 feet

Right Field Power Alley: 379 feet

Left Field Foul Pole: 350 feet

Right Field Foul Pole: 350 feet

Media Phones: Phones available in the press box.

Media Parking: See Directions.

PRE-GAME TIMINGS

Afternoon Games (1:05 p.m. Starts)

Royals BP: until 11:00 a.m.

Visitors BP: 11:00 a.m. - 12:00 p.m.

Visitors Infield: 12:10 - 12:25 p.m.

Royals Infield: 12:25 - 12:40 p.m.

Evening Games (6:05 p.m. Starts)

Royals BP: until 4:00 p.m.

Visitors BP: 4:00 - 5:00 p.m.

Visitors Infield: 5:10 - 5:25 p.m.

Royals Infield: 5:25 - 5:40 p.m.

DIRECTIONS

From Phoenix: Take I-10 West to Hwy. 101 North to Bell Road exit. Go left on Bell Road for five to six miles. Media and Scouts parking for Royals games at Surprise Stadium is located off Parkview and Major League Blvd. Take Bell Road past Bullard to Parkview, make a left on Parkview and a left on Major League Blvd. Immediately after you turn on to Major League Blvd., turn right into the gravel area which borders Parkview. There is a sign which says "Texas Rangers Fan Parking." You will not be allowed to park inside the secured area past the gate arms. The parking attendant will direct scouts to pick up their ticket at "Stadium Operations" and will direct media to the Royals Offices to pick up credentials.

TICKET INFORMATION

Ticket prices vary by date. Tickets can be purchased on royals.com or by calling Ticketmaster at 800-352-0212. The Surprise Stadium ticket office (623-222-2222) will also be handling walk-up sales.

PHOTO DAY

Thursday, February 22 at 7:00 a.m.

MINOR LEAGUE INFORMATION

Facility is located at Surprise Stadium, (623) 266-8000. The first full squad workout is on March 5.

NEW ROYALS IN 2018

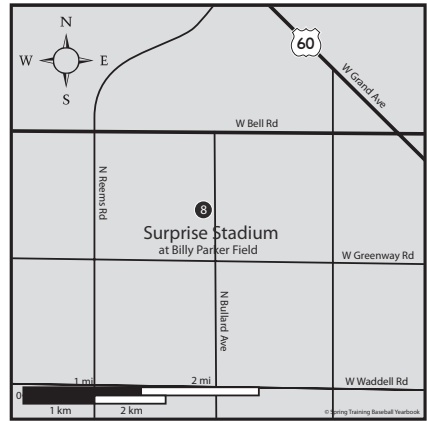
Scott Barlow, RHP
 Heath Fillmyer, RHP
 Jesse Hahn, RHP
 Brad Keller, RHP
 Trevor Oaks, RHP
 Wily Peralta, RHP
 Burch Smith, RHP

GONE FROM 2017

Scott Alexander, LHP
 Ryan Buchter, LHP
 Melky Cabrera, OF
 Trevor Cahill, RHP
 Lorenzo Cain, OF
 Eric Hosmer, 1B
 Mike Minor, LHP
 Mike Morin, RHP
 Brandon Moss, 1B/DH
 Mike Moustakas, 3B
 Peter Moylan, RHP
 Joakim Soria, RHP
 Jason Vargas, LHP

RECORD & ATTENDANCE — LAST FIVE YEARS

Year	Record	Attendance
2017	17-15-2	95,304
2016	14-21	126,108
2015	20-10-1	105,271
2014	12-16-2	84,598
2013	25-7	86,029



NON-ROSTER INVITEES

Pitchers

86 Blewett, Scott, RHP
 54 Boyer, Blaine, RHP
 57 Broadway, Michael, RHP
 73 Griffin, Foster, LHP
 60 Lenik, Kevin, RHP
 74 Lovelady, Richard, LHP
 63 Maness, Seth, RHP
 75 Sparkman, Glenn, RHP
 84 Staumont, Josh, RHP

Catchers

72 Dini, Nick
 71 Morin, Parker
 76 Vallot, Chase

Infielders

68 Arteaga, Humberto
 25 Asche, Cody
 1 Goins, Ryan
 48 Lopez, Jack
 47 Lopez, Nicky
 79 Mejia, Erick
 66 O'Hearn, Ryan
 69 Schwindel, Frank

Outfielders

7 Collins, Tyler
 78 Dewees, Donnie
 0 Gore, Terrance

SPRING TRAINING SITES

1969-87 Fort Myers, FL
 1988-2002 Baseball City, FL
 2003-present Surprise, AZ



2018 SPRING TRAINING SCHEDULE

[All Times Local; (ss) — Split Squad for opponent]

Day	Date	Opponent	Site	R/T/V	Time
Saturday	February 24	Los Angeles Dodgers (ss)	Surprise		1:05 p.m.
Sunday	February 25	@Oakland	Mesa (Hohokam)	R	1:05 p.m.
Monday	February 26	@San Francisco	Scottsdale	R	1:05 p.m.
Tuesday	February 27	Seattle (ss)	Surprise		1:05 p.m.
Wednesday	February 28	Cincinnati	Surprise	R	1:05 p.m.
Thursday	March 1	@Seattle	Peoria		1:10 p.m.
Friday	March 2	@San Diego	Peoria	T	1:10 p.m.
Saturday	March 3	Chicago White Sox	Surprise		1:05 p.m.
Sunday	March 4	@Cincinnati	Goodyear	R	1:05 p.m.
Monday	March 5	OPEN DATE			
Tuesday	March 6	San Diego	Surprise	R/T	6:05 p.m.
Wednesday	March 7	Milwaukee	Surprise	R	1:05 p.m.
Thursday	March 8	@Chicago White Sox (ss)	Glendale		1:05 p.m.
Friday	March 9	Arizona	Surprise		1:05 p.m.
		@Los Angeles Dodgers	Glendale		1:05 p.m.
Saturday	March 10	@Arizona	Salt River Fields	T	1:10 p.m.
Sunday	March 11	Cleveland (ss)	Surprise	R/T	1:05 p.m.
Monday	March 12	San Diego	Surprise		12:05 p.m.
		Texas (ss)	Surprise	R/T	6:05 p.m.
Tuesday	March 13	Oakland	Surprise	R	1:05 p.m.
Wednesday	March 14	Chicago Cubs	Surprise	R	1:05 p.m.
Thursday	March 15	@Los Angeles Dodgers	Glendale		1:05 p.m.
Friday	March 16	@San Diego	Peoria		1:10 p.m.
Saturday	March 17	Texas (ss)	Surprise	T	12:05 p.m.
		@Texas (ss)	Surprise		6:05 p.m.
Sunday	March 18	@Chicago Cubs (ss)	Mesa (Sloan)	T	1:05 p.m.
Monday	March 19	OPEN DATE			
Tuesday	March 20	San Francisco	Surprise	R/T	6:05 p.m.
Wednesday	March 21	@Cleveland	Goodyear	R/T	6:05 p.m.
Thursday	March 22	@Milwaukee	Maryvale	T	1:05 p.m.
Friday	March 23	Los Angeles Dodgers	Surprise		1:05 p.m.
		@San Francisco	Scottsdale		1:05 p.m.
Saturday	March 24	@Arizona (ss)	Salt River Fields		1:10 p.m.
Sunday	March 25	Chicago Cubs	Surprise		12:05 p.m.
Monday	March 26	@Omaha Storm Chasers	Omaha, NE	R	6:05 p.m.

(R) 610 Sports Radio • (T) Fox Sports Kansas City

*Audio from all games are available via webcast at Royals.com



SURPRISE STADIUM - SURPRISE, ARIZONA

2018 KANSAS CITY ROYALS 40-MAN ROSTER

MANAGER: Ned Yost (3); COACHES: Terry Bradshaw (444), Cal Eldred (21), Pedro Grifol (28), Mike Jirschele (23), Mitch Maier (24), Dale Sveum (26), Vance Wilson (18).																				
#	PITCHERS (23)	B-T	HT	WT	Birthdate	Birthplace	2017 CLUB(S)	W-L	ERA	G	GS	CG	SV	IP	H	R	ER	BB	SO	MLS
50	Almonte, Miguel	R-R	6-2	210	4/4/93	Santiago, D.R.	NW Arkansas (AA) Omaha (AAA) KANSAS CITY	1-0 0-1 0-0	1.86 1.50 13.50	7 9 2	6 3 0	0 0 0	0 0 0	29.0 18.0 2.0	22 20 5	7 3 3	6 3 2	6 7 0	35 17	0.095
58	Barlow, Scott	R-R	6-3	215	12/18/92	New London, CT	Tulsa (AA) Oklahoma City (AAA) KANSAS CITY	6-3 1-3 9-10	2.10 7.24 3.81	19 7 24	19 0 24	0 0 2	0 0 0	107.1 32.1 146.1	60 37 143	33 36 67	25 26 62	37 23 41	124 36 130	0.000 6.085
41	Duffy, Danny	L-L	6-3	205	12/21/88	Goleta, CA	Omaha (AAA) Midland (AA) Omaha (AAA)	0-1 11-5 3-49	3.68 3.49 5.40	2 29 22	2 29 4	0 0 0	0 0 0	7.1 149.2 50.0	6 158 68	3 66 36	3 58 30	3 51 12	8 115 50	6.085 0.000 2.086
49	Fillymer, Heath	R-R	6-1	180	5/16/94	Roebling, NJ	KANSAS CITY	0-0	3.86	1	0	0	0	2.1	3	1	1	0	0	0.096
33	Flynn, Brian	L-L	6-7	250	4/19/90	Tulsa, OK	Tacoma (AAA) SEATTLE	3-6 3-5	3.88 4.62	13 12	13 0	0 0	0 0	72.0 62.1	72 63	35 37	32 32	12 4	57 40	2.086
62	Gaviglio, Sam	R-R	6-2	195	5/22/90	Ashland, OR	KANSAS CITY	1-0	3.00	4	2	0	0	12.0	13	4	4	5	9	2.067
32	Hahn, Jesse	R-R	6-4	215	7/30/89	Norwich, CT	OAKLAND Stockton (A) Nashville (AAA)	3-6 0-0 2-0	5.30 3.38 4.32	14 1 6	13 1 5	0 0 0	0 0 0	69.2 51.4 25.0	78 46 28	46 2 14	41 2 12	27 1 14	55 4 18	2.067
39	Hammel, Jason	R-R	6-6	225	9/2/82	Greenville, SC	KANSAS CITY	8-13	5.29	32	32	0	0	180.1	209	109	106	48	145	10.153
40	Herrera, Kelvin	R-R	5-10	200	12/31/89	Tenares, D.R.	KANSAS CITY	3-3	4.25	64	0	0	26	59.1	60	33	28	20	56	5.157
51	Hill, Tim	R-L	6-2	200	2/10/90	Sylmar, CA	Wilmington (A) NW Arkansas (AA) Omaha (AAA)	0-0 1-2 3-5	5.40 4.17 2.29	4 36 12	0 0 12	0 0 0	0 4 71.0	6 36 61	3 3 24	3 2 23	5 9 15	9 75 86	0.000	
65	Junis, Jakob	R-R	6-2	225	9/16/92	Rock Falls, IL	KANSAS CITY	9-3	4.30	20	16	0	0	98.1	101	52	47	25	80	0.087
55	Karns, Nate	R-R	6-3	225	11/25/87	Franklin, PA	KANSAS CITY	2-2	4.17	9	8	0	0	45.1	41	21	13	51	3.033	
56	Keller, Brad	R-R	6-5	230	7/27/95	Flowers Branch, GA	Jacksonville (AA)	10-9	4.68	26	26	0	0	130.2	142	73	68	57	111	0.000
31	Kennedy, Ian	R-R	6-0	200	12/19/84	Huntington Beach, CA	KANSAS CITY	5-13	5.38	30	30	0	0	154.0	143	99	92	61	131	8.124
59	Machado, Andres	R-R	6-0	175	4/22/93	Carabobo, Venezuela	Wilmington (A) NW Arkansas (AA) Omaha (AAA)	6-7 0-0 2-2	5.03 3.00 3.63	21 1 7	9 0 7	0 0 0	2 3.0 0	73.1 30 34.2	88 2 30	46 1 17	4 1 14	2 1 38	1 1 1	0.031
37	Maurer, Brandon	R-R	6-5	230	7/3/90	Newport Beach, CA	KANSAS CITY	0-0	22.09	2	0	0	0	3.2	10	9	3	1	3	4.089
61	McCarthy, Kevin	R-R	6-3	200	2/22/92	Rockville Centre, NY	KANSAS CITY	2-2	8.10	26	0	0	2	20.0	34	18	18	11	21	0.124
34	Oaks, Trevor	R-R	6-3	220	3/26/93	Riverside, CA	Omaha (AAA) KANSAS CITY	1-1 1-0	3.09 3.20	25 33	0 0	0 0	2 0	32.0 45.0	32 50	12 23	16 13	27 17	37 27	0.000
43	Peralta, Willy	R-R	6-1	255	5/8/89	Samana, D.R.	Oklahoma City (AAA) AZL Dodgers (R) Ogden (R) MILWAUKEE	4-3 0-0 0-0 5-4	3.64 0.00 7.94 7.85	16 1 2 19	15 1 0 8	0 0 0 0	0 2.0 0 0	84.0 0.0 5.2 57.1	87 0 12 73	35 0 6 51	34 0 5 50	18 0 1 32	72 3 6 52	0.000

#	PITCHERS (cont'd)	B-T	HT	WT	Birthdate	Birthplace	2017 CLUB(S)	W-L	ERA	G	GS	CG	SV	IP	H	R	ER	BB	SO	MLS
53	Skoglund, Eric	L-L	6-7	200	10/26/92	Sarasota, FL	NW Arkansas (AA) Omaha (AAA) KANSAS CITY	0-0 4-5 1-2	2.70 4.11 9.50	1 19 7	1 1 5	0 0 0	0 0 0	31.1 100.2 18.0	5 110 30	1 46 20	1 29 19	3 12 10	1 10 4	0.068
64	Smith, Burch	R-R	6-4	215	4/12/90	San Antonio, TX	Colorado Springs (AAA) GLC Rays (R) Charlotte (A) Durham (AAA)	1-0 0-1 3-1 2-1	3.38 6.00 2.43 1.65	13 1 9 3	1 1 8 3	0 0 0 0	0 0 0 0	37.0 16.1 37.0 16.1	26 12 26 12	2 2 3 3	0 0 4 4	20 33 19 19	56 56 34 6	0.000 0.000 1.051
52	Stout, Eric	L-L	6-3	185	3/27/93	Glen Elyn, IL	Omaha (AAA)	5-2	2.99	45	1	0	5	69.1	58	26	23	29	56	0.000
45	Zimmer, Kyle	R-R	6-3	225	9/13/91	San Francisco, CA	Omaha (AAA) NW Arkansas (AA)	0-0 0-0	5.79 2.25	20 1	2 1	0 0	3 0	32.2 4.0	35 6	21 1	16 0	34 0	34 6	0.000
#	CATCHERS (4)	B-T	HT	WT	Birthdate	Birthplace	2017 CLUB(S)	AVG	G	AB	R	H	2B	3B	HR	RBI	BB	SO	SB	MLS
9	Butera, Drew	R-R	6-1	200	8/9/83	Evansville, IN	KANSAS CITY	.227	75	163	18	37	4	1	3	14	12	41	0	7.018
36	Gallagher, Cam	R-R	6-3	230	12/6/92	Lancaster, PA	Omaha (AAA) KANSAS CITY	.292 .250	73 13	260 24	26 6	76 1	13 0	0	5	37	18	33	0	0.048
13	Perez, Salvador	R-R	6-4	240	5/10/90	Valencia, Venezuela	KANSAS CITY	.268	129	471	57	126	24	1	27	80	17	95	1	6.050
22	Viloria, Melbrys	L-R	5-11	175	2/15/97	Cartagena, Colombia	Lexington (A)	.259	101	363	42	94	25	0	8	52	25	79	4	0.000
#	INFIELDERS (7)	B-T	HT	WT	Birthdate	Birthplace	2017 CLUB(S)	AVG	G	AB	R	H	2B	3B	HR	RBI	BB	SO	SB	MLS
19	Cuthbert, Chestor	R-R	6-1	205	11/16/92	Corn Island, Nicaragua	Omaha (AAA) KANSAS CITY	.271 .231	15 58	59 143	10 10	16 33	3 7	0	2	18	9	39	0	2.030
17	Dozier, Hunter	R-R	6-4	230	8/22/91	Wichita Falls, TX	Omaha (AAA) NW Arkansas (AA) Wilmington (A)	.226 .364	24 3	84 11	19 1	19 4	6 1	0	4	12	9	37	1	0.092
67	Duñez, Samir	L-R	6-1	230	6/11/96	Macuro, Venezuela	NW Arkansas (AA)	.252	132	523	65	132	23	2	17	75	37	116	10	0.000
2	Escobar, Alcides	R-R	6-1	195	12/16/86	La Sabana, Venezuela	KANSAS CITY	.250	162	599	71	150	36	5	6	54	15	102	4	8.082
15	Merrifield, Whitt	R-R	6-0	195	1/24/89	Florence, SC	Omaha (AAA) KANSAS CITY	.412 .288	9 145	34 80	14 8	14 169	4 32	0	3	9	29	88	34	1.101
27	Mondesi, Raúl	S-R	6-1	190	7/27/95	Los Angeles, CA	KANSAS CITY	.170	25	53	4	9	1	0	1	7	8	29	5	0.121
46	Torres, Ramón	S-R	5-11	190	1/22/93	Santiago Rodriguez, D.R.	Omaha (AAA) KANSAS CITY	.292 .243	75 33	295 74	43 9	86 18	10 3	1	6	41	15	32	17	0.090
#	OUTFIELDERS (6)	B-T	HT	WT	Birthdate	Birthplace	2017 CLUB(S)	AVG	G	AB	R	H	2B	3B	HR	RBI	BB	SO	SB	MLS
38	Bonifacio, Jorge	R-R	6-1	220	6/4/93	Santo Domingo, D.R.	Omaha (AAA) KANSAS CITY	.314 .255	13 113	51 384	16 55	16 98	2	2	3	12	6	8	0	1.000
14	Burns, Billy	S-R	5-9	170	8/30/89	Atlanta, GA	Omaha (AAA) KANSAS CITY	.285 .167	99 6	354 1	50 1	101 0	15 0	4	0	22	44	60	24	2.030
4	Gordon, Alex	L-R	6-1	220	2/10/84	Lincoln, NE	KANSAS CITY	.208	148	476	52	99	20	2	9	45	45	126	7	10.092
16	Orlando, Paulo	R-R	6-2	210	11/1/85	Sao Paulo, Brazil	KANSAS CITY	.198	39	86	9	17	3	0	2	6	1	20	1	2.099
12	Soler, Jorge	R-R	6-4	240	2/25/92	Havana, Cuba	Omaha (AAA) NW Arkansas (AA)	.341 .267	12 74	41 273	49 73	9 9	0 9	0 0	0	3	6	7	0	2.143
11	Starling, Bubba	R-R	6-4	215	8/3/92	Gardner, KS	KANSAS CITY	.144	35	97	7	14	5	0	2	6	12	36	0	0.037
							Omaha (AAA)	.248	80	278	35	69	14	1	7	21	19	65	5	



LOS ANGELES ANGELS

ADDRESS

Tempe Diablo Stadium
2200 West Alameda Drive
Tempe, AZ 85282

FOLLOW ON SOCIAL MEDIA
 Twitter: @Angels; @LAAngelsPR
 Instagram: angels
 Snapchat: Angels/MLB
 Facebook: www.facebook.com/Angels

2017 RECORD

80-82...Second Place...AL West...21.0 Games Back

CLUB CONTACTS

Stadium Office	(480) 858-7500
Billy Eppler, General Manager.....	858-7510
Steve Martone, Assistant General Manager.....	858-7559
Jonathon Strangio, Assistant General Manager.....	858-7507
Andrew Ball, Director, Baseball Operations.....	858-7522
Keith Tarter, Clubhouse Manager.....	858-7533
Tim Mead, Vice President, Communications.....	858-7509
Eric Kay, Director, Communications.....	858-7506
Adam Chodzko, Senior Manager, Communications.....	858-7508
Adam Cali, Baseball Administration Coordinator.....	858-7514
Tom Taylor, Traveling Secretary.....	858-7505
Jerry Hall, Stadium Coordinator, City of Tempe	350-5265
Press Box.....	858-7523/7524
Fax (Baseball Operations/PR).....	858-7583
Minor League Facility/Fax.....	858-7550

STADIUM INFORMATION

Tempe Diablo Stadium (address above)

Capacity: 9,708

Years at present location (including 2018 season): 26

Dimensions:

Center Field: 420 feet

Left Field Power Alley: 400 feet

Right Field Power Alley: 400 feet

Left Field Foul Pole: 340 feet

Right Field Foul Pole: 360 feet

Media Internet Access/Phones: The press box has wireless internet access. Six phones are also located in the press box.

PRE-GAME TIMINGS

Afternoon Games (1:10 p.m. Starts)

Angels BP: 10:30 - 11:30 a.m.

Visitors BP: 11:30 a.m. - 12:00 p.m.

Angels Infield: 12:00 - 12:15 p.m.

Visitors Infield: 12:15 - 12:30 p.m.

DIRECTIONS

From I-10 North: Take Broadway Street exit; travel west on Broadway to 48th Street; turn left. Travel south on 48th Street to Alameda; turn left. Tempe Diablo Stadium is 1/2 mile on the left.

From I-10 South: Take Broadway Street/48th Street exit; travel south on 48th Street to Alameda; turn left. Tempe Diablo Stadium is 1/2 mile on the left.

TICKET INFORMATION

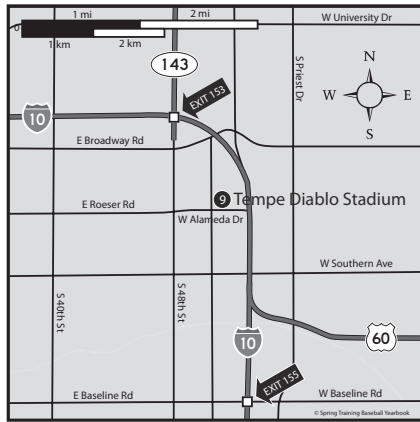
Tickets start at Home Plate MVP \$50, Field MVP \$40, Field Box \$25, Grandstand \$20, Lawn \$15, Upper Pavilion \$53. Wheelchair seating is available in Field MVP, Field Box and Lawn sections at the same costs. All prices subject to change based on demand. Tickets may be purchased on angels.com or at the stadium box office.

PHOTO DAY

Thursday, February 22 at 7:00 a.m.

MINOR LEAGUE INFORMATION

Facility is located adjacent to the Major League complex off 48th Street. Pitchers and catchers report on March 4. Position players report on March 9. First full squad workout is March 11. First game is March 16.



NON-ROSTER INVITEES

Pitchers

- 81 Campos, Vicente, RHP
- 75 Hofacket, Adam, RHP
- 47 Krol, Ian, LHP
- 49 Lamb, John, LHP
- 89 Morales, Osmer, RHP
- 17 Ohtani, Shohei, RHP
- 40 Pinder, Branden, RHP

Catchers

- 96 Arcia, Francisco
- 97 Barash, Michael
- 95 Briceno, Jose
- 98 Kruger, Jack
- 99 Ward, Taylor

Infielders

- 83 Fernandez, Jose Miguel
- 86 Fletcher, David
- 85 Thaiss, Matt
- 51 Walsh, Colin

Outfielders

- 87 Jones, Jahmai
- 37 Liriano, Rymer
- 9 Young, Eric Jr.

NEW ANGELS IN 2018

Luke Bard, RHP
Jaime Barria, RHP
Jesus Castillo, RHP
Zack Cozart, INF
Michael Hermosilla, OF
Jake Jewell, RHP
Jim Johnson, RHP
Ian Kinsler, INF
Felix Peña, RHP
Rene Rivera, C

GONE FROM 2017

Jesse Chavez, RHP
Deolis Guerra, RHP
Jason Gurka, LHP
Ricky Nolasco, RHP
Bud Norris, RHP
Cliff Pennington, INF
Yusmeiro Petit, RHP
Brandon Phillips, INF
Ben Revere, OF
Shane Robinson, OF
Fernando Salas, RHP
Nate Smith, LHP

RECORD & ATTENDANCE —

LAST FIVE YEARS

Year	Record	Attendance*
2017	18-13	114,780
2016	19-8-6	112,826
2015	15-14	132,697
2014	19-11-2	108,965
2013	10-20-4	122,587

*Tempe Games Only

SPRING TRAINING SITES

1961-65	Palm Springs, CA
1966-79	Holtville, CA
1980-81	Palm Springs, CA
1982-83	Casa Grande, CA
1984-92	Mesa, AZ
1993-present	Tempe, AZ



TEMPE DIABLO STADIUM - TEMPE, ARIZONA



2018 SPRING TRAINING SCHEDULE

[All Times Local; (ss) — Split Squad for opponent]

Day	Date	Opponent	Site	R/TV	Time
Friday	February 23	@Oakland	Mesa (Hohokam)	R/T	1:05 p.m.
Saturday	February 24	Milwaukee	Tempe	R/T	1:10 p.m.
Sunday	February 25	San Diego	Tempe	R/T	1:10 p.m.
Monday	February 26	@San Diego	Peoria	R/T	1:10 p.m.
Tuesday	February 27	@Colorado	Salt River Fields	R/T	1:10 p.m.
Wednesday	February 28	Cleveland (ss)	Tempe	R/T	1:10 p.m.
Thursday	March 1	@San Francisco	Scottsdale	R/T	1:05 p.m.
Friday	March 2	Chicago Cubs	Tempe	R/T	1:10 p.m.
Saturday	March 3	@Seattle	Peoria	R/T	6:40 p.m.
Sunday	March 4	Colorado	Tempe	T	1:10 p.m.
Monday	March 5	@Cincinnati	Goodyear	R/T	1:05 p.m.
Tuesday	March 6	@Arizona	Salt River Fields	R/T	1:10 p.m.
Wednesday	March 7	Los Angeles Dodgers	Tempe	R/T	1:10 p.m.
Thursday	March 8	@Oakland	Mesa (Hohokam)	R/T*	1:05 p.m.
Friday	March 9	@Chicago Cubs	Mesa (Sloan)	R/T	1:05 p.m.
Saturday	March 10	@San Francisco (ss)	Scottsdale		1:05 p.m.
		San Francisco (ss)	Tempe	R/T*	1:10 p.m.
Sunday	March 11	Texas	Tempe	R/T	1:10 p.m.
Monday	March 12	Cincinnati	Tempe	R/T	1:10 p.m.
Tuesday	March 13	OPEN DATE			
Wednesday	March 14	@Cleveland	Goodyear	R/T	1:05 p.m.
Thursday	March 15	@Colorado	Salt River Fields		1:10 p.m.
		Chicago White Sox	Tempe	R/T	6:10 p.m.
Friday	March 16	Colorado	Tempe	R/T	1:10 p.m.
Saturday	March 17	@Seattle (ss)	Peoria	R/T*	1:10 p.m.
Sunday	March 18	@Texas	Surprise	R/T	1:05 p.m.
Monday	March 19	Seattle	Tempe	R/T	6:10 p.m.
Tuesday	March 20	Arizona	Tempe	R/T	1:10 p.m.
Wednesday	March 21	OPEN DATE			
Thursday	March 22	@Los Angeles Dodgers	Glendale	R/T*	7:05 p.m.
Friday	March 23	Oakland	Tempe	R/T	1:10 p.m.
Saturday	March 24	Arizona (ss)	Tempe	R/T	1:10 p.m.
Sunday	March 25	Los Angeles Dodgers	Angel Stadium	R/T	6:07 p.m.
Monday	March 26	@Los Angeles Dodgers	Dodger Stadium	R/T*	7:10 p.m.
Tuesday	March 27	@Los Angeles Dodgers	Dodger Stadium	R/T^	7:10 p.m.

(R) KLAA 830 AM • (T) Fox Sports West (Diablo Vision)

(T*) Prime Ticket • (T^)^ KCOP 13

2018 LOS ANGELES ANGELS 40-MAN ROSTER

#		MANAGER: Mike Scioscia (14)		COACHES: Dino Ebel (21), Alfredo Griffin (4), Eric Hinske (77), Charles Nagy (41), Josh Paul (88), Scott Radinsky (69), Steve Soliz (61), Paul Sorrento (55)		2017 CLUB(S)													
						W-L	ERA	G	GS	CG	SV	IP	H	R	ER	BB	SO	MLS	
#	PITCHERS (23)	B-T	HT	WT	Birthdate	Birthplace	W-L	ERA	G	GS	CG	SV	IP	H	R	ER	BB	SO	MLS
48	Alvarez, Jose	L-L	5-11	180	5/6/89	Barcelona, Venezuela	0-3	3.88	64	0	0	1	48.2	50	23	21	12	45	3,035
90	Bard, Luke	R-R	6-3	200	11/13/90	Charlotte, NC	0-0	2.31	9	0	0	0	11.2	10	3	5	2	10	0,000
72	Barria, Jaime	R-R	6-1	210	7/18/96	Panama City, Panama	4-3	2.58	33	0	0	5	52.1	50	16	15	20	78	0,000
32	Bedrosian, Cam	R-R	6-0	230	10/2/91	Senoia, GA	1-6	3.21	12	12	1	0	61.2	62	27	22	15	47	
62	Bridwell, Parker	R-R	6-4	185	8/2/91	Hereford, TX	4-3	2.48	11	11	0	0	65.1	48	20	18	13	57	2,153
71	Castillo, Jesus	R-R	6-2	165	8/27/95	San Felix, Venezuela	0-0	7.36	4	1	0	0	3.2	5	3	3	0	7	0,104
57	Diaz, Dayan	R-R	5-10	195	2/10/89	Cartagena, Colombia	10-3	3.64	21	20	0	0	121.0	115	52	49	30	73	
28	Hearney, Andrew	L-L	6-2	185	6/5/91	Oklahoma City, OK	2-3	4.28	6	5	0	0	27.1	26	16	13	8	24	
74	Jewell, Jake	R-R	6-3	200	5/16/93	Norman, OK	0-0	18.00	2	0	0	0	4.0	10	8	2	1	6	0,000
33	Johnson, Jim	R-R	6-6	250	6/27/83	Johnson City, NY	0-1	2.00	3	3	0	0	9.0	9	2	2	1	7	
23	Meyer, Alex	R-R	6-9	225	1/3/90	Greensburg, IN	0-2	3.04	5	5	0	0	23.2	27	14	8	6	22	
83	Middleton, Keyman	R-R	6-2	215	9/12/93	Milwaukee, OR	8-3	3.62	16	15	0	0	82.0	86	45	33	18	74	
60	Paredes, Eduardo	R-R	6-1	170	3/6/95	Valera, Venezuela	1-1	2.37	4	4	0	0	19.0	13	5	2	22	2,005.4	
53	Parker, Blake	R-R	6-3	225	6/19/85	Fayetteville, AR	1-1	9.00	10	1	0	0	13.0	17	14	13	4	20	0,054
64	Peña, Felix	R-R	6-2	185	2/25/90	San Pedro de Macoris, D.R.	1-1	4.13	35	0	0	2	48.0	47	22	22	18	52	
66	Ramirez, JC	R-R	6-4	250	8/16/88	Managua, Nicaragua	1-2	7.06	5	5	0	0	21.2	27	17	17	9	27	2,150
25	Ramirez, Noé	R-R	6-3	195	12/22/89	Los Angeles, CA	1-1	3.12	3	3	0	0	17.1	17	7	6	4	14	
43	Richards, Garrett	R-R	6-3	210	5/27/88	Riverside, CA	0-1	1.74	3	3	0	0	10.1	11	3	2	1	15	
							7-8	4.84	24	23	1	0	124.2	136	73	67	41	81	0,000
							0-1	2.25	3	3	0	0	16.0	11	6	4	3	15	
							6-3	5.56	61	0	0	22	56.2	59	39	35	25	61	9,161
							4-5	3.74	13	13	0	0	67.1	48	30	28	42	75	1,013
							0-1	6.00	5	5	0	0	24.0	30	17	16	9	31	
							6-1	3.86	64	0	0	3	58.1	60	25	25	18	63	0,150
							0-0	2.84	10	0	0	2	12.2	11	5	4	4	8	
							1-0	2.92	25	0	0	2	37.0	27	13	12	17	38	0,070
							0-0	1.42	9	0	0	1	12.2	11	2	2	4	17	
							3-3	2.54	71	0	0	8	67.1	40	20	19	16	86	3,036
							1-0	5.24	25	0	0	0	34.1	35	21	20	18	37	0,132
							2-1	5.54	24	0	0	6	39.0	42	24	24	14	46	
							11-10	4.15	27	24	0	0	147.1	149	72	68	49	105	2,139
							0-0	3.86	2	0	0	0	4.2	3	2	2	1	4	0,139
							0-0	2.16	10	0	0	0	8.1	3	3	2	4	10	
							3-3	3.51	33	0	0	5	48.2	40	19	19	16	57	
							0-0	0.00	4	0	0	0	4.1	2	0	0	2	4	
							0-2	2.28	6	6	0	0	27.2	18	8	7	7	27	5,148
							0-0	0.00	1	1	0	0	2.0	5	0	0	0	2	

#	PITCHERS (cont'd)	B-T	HT	WT	Birthdate	Birthplace	2017 CLUB(S)	W-L	ERA	G	GS	CG	SV	IP	H	R	ER	BB	SO	MLS
38	Scribner, Troy	R-R	6-3	195	7/2/91	Washington Depot, CT	LOS ANGELES (AL) Salt Lake (AAA)	2-1 11-4	4.18 4.35	10 20	4 19	0 0	0 0	23.2 107.1	17 100	14 50	10 38	18 103	0.065	
52	Shoemaker, Matt	R-R	6-2	225	9/27/86	Wyandotte, MI	LOS ANGELES (AL) Inland Empire (A)	6-3 0-0	4.52 0.00	14 1	0 0	0 0	0 0	77.2 3.0	73 2	41 0	39 0	28 5	3.166	
45	Skaggs, Tyler	L-L	6-4	225	7/13/91	Woodland Hills, CA	LOS ANGELES (AL) Salt Lake (AAA) AZL-Angels (R)	2-6 0-1 0-0	4.55 8.10 4.91	16 3 1	16 3 1	0 0 0	0 0 0	85.0 10.0 3.2	90 14 2	46 10 2	43 6 0	28 7 6	3.135	
35	Tropcano, Nick	R-R	6-4	200	8/27/90	West Islip, NY	CINCINNATI	1-4	5.65	55	0	0	0	57.1	64	40	36	29	2.068	
46	Wood, Blake	R-R	6-5	233	8/8/85	Atlanta, GA	LOS ANGELES (AL)	2-0	4.76	17	0	0	0	17.0	20	9	9	4	5.131	
#	CATCHERS (4)	B-T	HT	WT	Birthdate	Birthplace	2017 CLUB(S)	AVG	G	AB	R	H	2B	3B	HR	RBI	BB	SO	SB	MLS
13	Graterol, Juan	R-R	6-1	205	2/14/89	Marcy, Venezuela	LOS ANGELES (AL) Buffalo (AAA)	.202 .429	48 4	84 14	5 2	17 6	4 0	0 0	0 0	10 0	1 0	13 0	0	1.037
12	Maldonado, Martin	R-R	6-0	230	8/16/86	Naguabo, P.R.	LOS ANGELES (AL)	.121	138	429	43	95	19	1	14	38	15	119	0	5.156
58	Perez, Carlos	R-R	6-0	210	10/27/90	Valencia, Venezuela	LOS ANGELES (AL) Salt Lake (AAA)	.100 .352	11 68	20 261	40 40	92 18	3 5	0 8	1 40	3 5	40 32	38 4	0	2.021
44	Rivera, Rene	R-R	5-10	215	7/31/83	Bayamon, P.R.	NEW YORK (NL) CHICAGO (NL)	.230 .341	54 20	68 44	17 8	15 15	40 5	4 0	2	8 12	23 5	54 16	0	6.070
#	INFIELDERS (9)	B-T	HT	WT	Birthdate	Birthplace	2017 CLUB(S)	AVG	G	AB	R	H	2B	3B	HR	RBI	BB	SO	SB	MLS
22	Cowart, Caleb	S-R	6-3	225	6/2/92	Adel, GA	LOS ANGELES (AL) Salt Lake (AAA)	.225 .311	50 90	102 367	18 65	23 114	5 25	1 1	3 12	11 57	10 44	28 73	4	0.170
7	Cozart, Zack	R-R	6-0	205	8/12/85	Memphis, TN	CINCINNATI	.297	122	438	80	130	24	7	24	63	62	78	3	6.084
24	Cron, C.J.	R-R	6-4	235	1/5/90	Fullerton, CA	LOS ANGELES (AL) Salt Lake (AAA)	.248 .268	100 22	339 82	39 11	84 22	14 6	1	16	56	22	96	3	3.097
16	Fontana, Nolan	L-R	5-11	195	6/6/91	Winter Garden, FL	LOS ANGELES (AL) Salt Lake (AAA)	.050 .271	12 105	20 361	1 82	1 98	0 26	0 4	0 10	1 51	3 75	8 97	1	0.040
3	Kinsler, Ian	R-R	6-0	200	6/22/82	Tucson, AZ	DETROIT	.236	139	551	90	130	25	3	22	52	55	86	14	12.000
19	Marte, Jeffrey	R-R	6-1	220	6/21/91	La Romana, D.R.	LOS ANGELES (AL) Salt Lake (AAA)	.173 .265	45 185	127 26	10 26	22 49	5 10	0 0	4 9	14 39	13 17	34 32	6	1.146
5	Pujols, Albert	R-R	6-3	240	1/16/80	Santo Domingo, D.R.	LOS ANGELES (AL)	.241	149	593	53	143	17	0	23	101	37	93	3	17.000
2	Simmons, Andrew	R-R	6-2	200	9/4/89	Mundo-Nobo, Curacao	LOS ANGELES (AL)	.278	158	589	77	164	38	2	14	69	47	67	19	5.125
18	Valbuena, Luis	L-R	5-10	215	11/30/85	Sucre Zulia, Venezuela	LOS ANGELES (AL) Inland Empire (A)	.199 .348	117 6	347 23	42 5	69 8	15 3	0 0	22	65	48	106	0	7.148
#	OUTFIELDERS (4)	B-T	HT	WT	Birthdate	Birthplace	2017 CLUB(S)	AVG	G	AB	R	H	2B	3B	HR	RBI	BB	SO	SB	MLS
56	Calhoun, Kole	L-L	5-10	200	10/14/87	Buckeye, AZ	LOS ANGELES (AL)	.244	155	569	77	139	23	2	19	71	71	134	5	4.130
84	Hermosillo, Michael	R-R	5-11	190	1/17/95	Mesa, AZ	Salt Lake (AAA) Mobile (AA)	.287 .321	30 13	115 53	20 7	33 17	6 6	1 0	5 0	16 2	7 9	28 15	9	0.000
27	Trout, Mike	R-R	6-2	235	8/7/91	Vineland, NJ	Inland Empire (A) LOS ANGELES (AL)	.306 .222	4 114	402 92	92 123	25 33	25 3	33	72	94	90	22	6.070	
8	Upton, Justin	R-R	6-2	205	8/25/87	Norfolk, VA	Inland Empire (A) DETROIT LOS ANGELES (AL)	.279 .245	4 27	9 98	5 19	2 24	1 7	1 0	0 7	0 15	0 17	2 33	4	10.060



LOS ANGELES DODGERS

ADDRESS

Los Angeles Dodgers
Camelback Ranch - Glendale
10712 West Camelback Road
Phoenix, AZ 85037

FOLLOW ON SOCIAL MEDIA

Twitter: @Dodgers; @DodgersPR; @LosDodgers
Instagram: dodgers
Snapchat: dodgersmlb
Facebook: www.facebook.com/Dodgers

2017 RECORD

104-58...National League Champions...First Place...NL West...11.0 Games Ahead

CLUB CONTACTS

Camelback Ranch - Glendale Office..... (623) 302-5000
Dodgers Major League Building..... 302-5400
Dodgers Public Relations 302-5477
Dodgers Public Relations Fax 302-5478
Press Box..... 302-5050

HOTEL INFORMATION

Home: The Dodgers do not retain a club hotel. Front office personnel maintain private residences.

STADIUM INFORMATION

Camelback Ranch - Glendale
10710 West Camelback Road
Phoenix, AZ 85037

Capacity: 13,000 (plus standing room)

Years at present location (including 2018 season): 10

Dimensions:

Center Field: 410 feet

Left Field Power Alley: 385 feet

Right Field Power Alley: 385 feet

Left Field Foul Pole: 345 feet

Right Field Foul Pole: 345 feet

PRE-GAME TIMINGS

Afternoon Games (1:05 p.m. Starts)

Dodgers BP: until 11:15 a.m.
Visitors BP: 11:15 a.m. - 12:15 p.m.
Visitors Infield: 12:20 - 12:30 p.m.
Dodgers Infield: 12:30 - 12:40 p.m.

Evening Games (7:05 p.m. Starts)

Dodgers BP: until 5:15 p.m.
Visitors BP: 5:15 - 6:15 p.m.
Visitors Infield: 6:20 - 6:30 p.m.
Dodgers Infield: 6:30 - 6:40 p.m.

RECORD & ATTENDANCE —

LAST FIVE YEARS

Year	Record	Attendance
2017	18-17-2	165,911
2016	13-17-3	155,841
2015	16-11-8	147,066
2014	7-12-5	114,402
2013	13-20-3	133,460



DIRECTIONS

Take the Loop 101 (Agua Fria Loop) to the Camelback Road exit. Turn west to the stadium.

TICKET INFORMATION

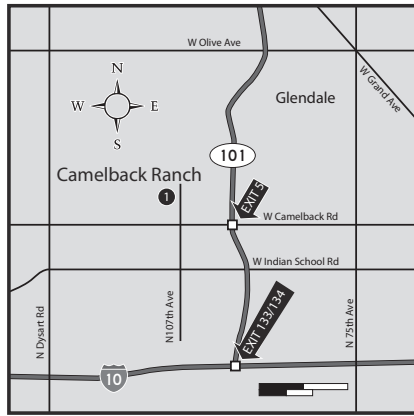
Individual game tickets begin at \$10. Season tickets, mini-plans, group tickets and suites are available by calling (623) 302-5000 or online at www.dodgers.com/spring.

PHOTO DAY

Thursday, February 22 at 7:00 a.m.

MINOR LEAGUE INFORMATION

The Minor League full squad reports on March 7.



NEW DODGERS IN 2018

Scott Alexander, LHP
Dylan Baker, RHP
Matt Kemp, OF
Tom Koehler, RHP
Henry Owens, LHP
Dennis Santana, RHP

GONE FROM 2017

Luis Avilan, LHP
Charlie Culberson, INF
Yu Darvish, RHP
Grant Dayton, LHP
O'Koyea Dickson, OF
Andre Ethier, OF
Adrián González, INF
Curtis Granderson, OF
Franklin Gutierrez, OF
Scott Kazmir, LHP
Brandon McCarthy, RHP
Brandon Morrow, RHP
Josh Ravin, RHP
Chase Utley, INF
Tony Watson, LHP

NON-ROSTER INVITEES

Pitchers

38 Banuelos, Manny, LHP
90 Broussard, Joe, RHP
56 Corcino, Daniel, RHP
51 Lee, CC, RHP
33 Lowe, Mark, RHP
76 Moran, Brian, LHP
49 Neal, Zach, RHP
50 Schlitter, Brian, RHP
73 Sierra, Yaisel, RHP
41 Venditte, Pat, LHP/RHP

Catchers

80 Ruiz, Keibert
79 Smith, Will
88 Zarraga, Shawn

Infielders

84 Beaty, Matt
83 Jackson, Drew
13 Muncy, Max
87 Peter, Jake
78 Rios, Edwin
17 Solano, Donovan

Outfielders

81 Diaz, Yusniel
89 Peters, DJ
72 Ramos, Henry
67 Tajeron, Travis

SPRING TRAINING SITES

1901	Charlotte, NC	1933	Miami, FL
1902-06	Columbia, SC	1934-35	Orlando, FL
1907-09	Jacksonville, FL	1936-40	Clearwater, FL
1910-12	Hot Springs, AR	1941-42	Havana, Cuba
1913-14	Augusta, GA	1943-45	Bear Mountain, NY
1915-16	Daytona Beach, FL	1946	Daytona Beach, FL
1917-18	Hot Springs, AR	1947	Havana, Cuba
1919-20	Jacksonville, FL	1948	Ciudad Trujillo, D.R.
1921	New Orleans, LA	1948-2008	Vero Beach, FL
1922	Jacksonville, FL	2009-present	Glendale, AZ
1923-32	Clearwater, FL		



2018 SPRING TRAINING SCHEDULE

[All Times Local; (ss) — Split Squad for opponent]

Day	Date	Opponent	Site	R/TV	Time
Friday	February 23	Chicago White Sox	Glendale	R/S/T	1:05 p.m.
Saturday	February 24	San Francisco @Kansas City	Glendale Surprise	R/S/T	1:05 p.m. 1:05 p.m.
Sunday	February 25	@Seattle	Peoria	T	1:10 p.m.
Monday	February 26	@Texas	Surprise		1:05 p.m.
Tuesday	February 27	Texas	Glendale		1:05 p.m.
Wednesday	February 28	@San Diego	Peoria		1:10 p.m.
Thursday	March 1	Cleveland	Glendale		1:05 p.m.
Friday	March 2	@Chicago White Sox	Glendale	R/T	1:05 p.m.
Saturday	March 3	Arizona	Glendale	R/T	1:05 p.m.
Sunday	March 4	@San Francisco	Scottsdale	R/T	1:05 p.m.
Monday	March 5	Cleveland	Glendale		1:05 p.m.
Tuesday	March 6	@Chicago Cubs	Mesa (Sloan)		1:05 p.m.
Wednesday	March 7	@Los Angeles Angels	Tempe		1:10 p.m.
Thursday	March 8	@Cleveland	Goodyear	T	6:05 p.m.
Friday	March 9	Kansas City (ss)	Glendale	R/T	1:05 p.m.
Saturday	March 10	Chicago Cubs (ss)	Glendale	T	7:05 p.m.
Sunday	March 11	@Colorado	Salt River Fields	R/T	1:10 p.m.
Monday	March 12	Milwaukee	Glendale		1:05 p.m.
Tuesday	March 13	OPEN DATE			
Wednesday	March 14	Colorado	Glendale	R/T	7:05 p.m.
Thursday	March 15	Kansas City	Glendale	T	1:05 p.m.
Friday	March 16	@Arizona	Salt River Fields		1:10 p.m.
Saturday	March 17	@Chicago White Sox	Glendale	R/S/T	1:05 p.m.
Sunday	March 18	San Diego @Milwaukee	Glendale Maryvale	R/S/T	1:05 p.m. 1:05 p.m.
Monday	March 19	Oakland	Glendale	R/S/T	7:05 p.m.
Tuesday	March 20	@Oakland	Mesa (Hohokam)		1:05 p.m.
Wednesday	March 21	OPEN DATE			
Thursday	March 22	Los Angeles Angels	Glendale	R/T	7:05 p.m.
Friday	March 23	@Kansas City (ss)	Surprise		1:05 p.m.
Saturday	March 24	Chicago White Sox	Glendale	R/T	12:05 p.m.
Sunday	March 25	@Los Angeles Angels	Angel Stadium	R/S/T	6:07 p.m.
Monday	March 26	Los Angeles Angels	Dodger Stadium	R/S/T	7:10 p.m.
Tuesday	March 27	Los Angeles Angels	Dodger Stadium	R/S/T	7:10 p.m.

(R) KLAC 570 AM • (S) KTNQ 1020 AM (Spanish)

(T) SportsNet LA

Note: Many games broadcast on KLAC or KTNQ will also be available on the Dodgers Radio Network and dodgers.com



Photo by Juan Ocampo, L.A. Dodgers

CAMELBACK RANCH - GLENDALE, ARIZONA

2018 LOS ANGELES DODGERS 40-MAN ROSTER

MANAGER: Dave Roberts (30), COACHES: Brant Brown (37), Bob Geren (8), Rick Honeycutt (40), Danny Lehmann (6), George Lombard (29), Luis Ortiz (28), Mark Prior (23), Turner Ward (12), Chris Woodward (45).																				
#	PITCHERS (22)	B-T	HT	WT	Birthdate	Birthplace	2017 CLUB(S)	W-L	ERA	G	GS	CG	SV	IP	H	R	ER	BB	SO	MLS
54	Alexander, Scott	L-L	6-2	190	7/10/89	Santa Rosa, CA	KANSAS CITY	5-4	2.48	58	0	0	0	69.0	62	23	19	28	59	1,097
52	Biez, Pedro	R-R	6-0	230	3/11/88	Bani, D.R.	LOS ANGELES (NL) Omaha (AAA)	3-6 1-0	2.95 4.70	66 7	0	0	0	64.0	56	24	21	29	64	3,059
71	Baker, Dylan	R-R	6-2	205	4/6/92	Roseburg, OR	Oklahoma City (AAA) Akron (AA)	0-0 0-1	6.00 2.84	3 13	0	0	0	12.2	15	4	4	1	10	0,031
64	Buehler, Walker	R-R	6-2	175	7/28/94	Crestview Hills, KY	LOS ANGELES (NL) Oklahoma City (AAA) Tulsa (AA)	1-0 1-1 2-2	7.71 4.63 3.49	8 12 11	0 3 11	0 0 0	0	91.1	11	8	8	12	12	0,026
54	Cingranni, Tony	L-L	6-4	200	7/5/89	Evergreen Park, IL	Rancho Cucamonga (A) LOS ANGELES (NL)	0-0 0-0	1.10 2.79	5 22	0	0	0	16.1	8	3	2	5	27	4,088
46	Fields, Josh	R-R	6-0	195	8/19/85	Athens, GA	CINCINNATI Louisville (AAA)	0-0 0-0	5.40 0.00	25 2	0	0	0	23.1	25	14	6	24	2	1
62	Font, Wilmer	R-R	6-4	265	5/24/90	La Guaira, Venezuela	Dayton (A) LOS ANGELES (NL) Oklahoma City (AAA)	0-0 5-0 0-0	0.00 2.84 0.00	1 57 3	1 0 0	0	0	1.0	0	0	0	1	0	0
63	Garcia, Yimi	R-R	6-1	220	8/18/90	Moca, D.R.	LOS ANGELES (NL)	12-8	3.32	25	25	0	0	134.1	114	52	51	35	178	3,004
44	Hill, Rich	L-L	6-5	220	3/11/80	Boston, MA	LOS ANGELES (NL)	5-0	1.32	65	0	0	41	68.1	44	11	10	7	109	7,073
74	Jansen, Kenley	S-R	6-5	275	9/30/87	Willemsted, Curacao	LOS ANGELES (NL)	18-4	2.31	27	27	1	0	175.0	136	49	45	30	202	9,105
22	Kershaw, Clayton	L-L	6-3	228	3/19/88	Dallas, TX	Oklahoma City (AAA)	0-1	1.80	1	1	0	0	5.0	2	1	1	0	8	0
55	Koehler, Tom	R-R	6-3	235	6/29/86	Bronx, NY	New Orleans (AAA) Jupiter (A)	1-1 0-1	1.67 6.75	7 1	6 1	0 0	0	37.2	30	12	7	13	55	4,152
36	Liberatore, Adam	L-L	6-3	225	5/12/87	Bellflower, CA	MIAMI LOS ANGELES (NL)	1-5 0-0	7.92 2.70	12 4	0	0	0	55.2	67	50	49	29	44	5
18	Maeda, Kenta	R-R	6-0	176	4/11/88	Osaka, Japan	LOS ANGELES (NL)	13-6	4.22	29	25	0	1	134.1	121	68	63	34	140	2,000
60	Owens, Henry	L-L	6-6	220	7/21/92	Orange, CA	Pawtucket (AAA) Portland (AA)	4-5 3-6	3.91 4.58	14 12	12	0	0	57.0	40	34	29	55	49	0,100
58	Paredes, Edward	L-L	6-0	189	9/30/86	Villa Arriba, D.R.	LOS ANGELES (NL) Oklahoma City (AAA)	1-0 2-1	3.24 0.75	10 11	0	0	0	12.0	4	2	1	6	21	0,070
99	Ryu, Hyun-Jin	R-L	6-2	230	3/25/87	Incheon, South Korea	Tulsa (AA)	0-0	0.00	1	1	0	0	1.0	0	0	0	1	2	45
77	Santana, Dennis	R-R	6-2	160	4/12/96	San Pedro de Macoris, D.R.	LOS ANGELES (NL) Tulsa (AA)	5-2 3-1	3.77 5.51	25 7	24 0	0	1	126.2	128	58	53	45	116	5,000
48	Stewart, Brock	L-R	6-3	210	10/3/91	Normal, IL	Rancho Cucamonga (A) LOS ANGELES (NL)	5-6 0-0	3.57 3.41	17 4	14 0	0	0	85.2	87	44	34	22	92	2,000
							Oklahoma City (AAA)	0-1	3.12	5	5	0	0	17.1	19	6	3	25	1,007	
							Rancho Cucamonga (A)	0-1	54.00	1	1	0	0	0.1	3	2	1	1	1	

#	PITCHERS (cont'd)	B-T	HT	WT	Birthdate	Birthplace	W-L	ERA	G	GS	CG	SV	IP	H	R	ER	BB	SO	MLS
68	Stripling, Ross	R-R	6-3	190	11/23/89	Bluebell, PA	3-5	3.75	49	2	0	2	74.1	69	31	31	18	74	1.115
7	Urias, Julio	L-L	5-11	160	8/12/96	Culiacan, Mexico	1-1	0.00	3	0	0	0	3.1	3	1	0	1	4	0.123
57	Wood, Alex	R-L	6-4	215	1/12/91	Charlotte, NC	0-2	5.40	5	0	0	0	23.1	23	15	14	11	32	4.123
							3-0	2.59	6	6	0	0	31.1	20	9	9	15	51	
							16-3	2.72	27	25	0	0	152.1	123	50	46	38	151	
#	CATCHERS (3)	B-T	HT	WT	Birthdate	Birthplace	AVG	G	AB	R	H	2B	3B	HR	RBI	BB	SO	SB	MLS
15	Barnes, Austin	R-R	5-10	190	12/28/89	Riverside, CA	.289	102	218	35	63	15	2	8	38	39	43	4	1.124
65	Farmer, Kyle	R-R	6-0	214	8/17/90	Atlanta, GA	.300	20	20	1	6	1	0	0	2	0	3	0	0.046
							.305	59	223	32	68	16	1	7	38	13	36	0	
							.339	33	124	21	42	7	0	3	18	16	13	1	
9	Grandal, Yasmani	S-R	6-2	205	11/8/88	Havana, Cuba	.247	129	438	50	108	27	0	22	58	40	130	0	5.115
#	INFELDERS (4)	B-T	HT	WT	Birthdate	Birthplace	AVG	G	AB	R	H	2B	3B	HR	RBI	BB	SO	SB	MLS
11	Forsythe, Logan	R-R	6-1	205	1/14/87	Memphis, TN	.224	119	361	56	81	19	0	6	36	69	109	3	6.113
							.214	6	14	4	3	0	0	0	0	4	9	0	
5	Seager, Corey	L-R	6-4	215	4/27/94	Charlotte, NC	.295	145	539	85	159	33	0	22	77	67	131	4	2.032
25	Segedin, Rob	R-R	6-2	220	11/10/88	Old Tappan, NJ	.200	13	20	3	4	2	0	0	1	0	7	0	1.038
							.320	25	97	13	31	7	0	4	15	4	16	0	
							.333	2	3	1	1	0	0	0	1	1	0	0	
10	Turner, Justin	R-R	5-11	205	11/23/84	Long Beach, CA	.322	130	457	72	147	32	0	21	71	59	56	7	7.045
							.333	1	3	0	1	0	0	0	1	0	0	0	
#	OUTFIELDERS (6)	B-T	HT	WT	Birthdate	Birthplace	AVG	G	AB	R	H	2B	3B	HR	RBI	BB	SO	SB	MLS
27	Kemp, Matt	R-R	6-4	210	9/23/84	Midwest City, OK	.276	115	438	47	121	23	1	19	64	27	99	0	11.049
							.333	1	3	0	1	0	0	0	1	0	1	0	
31	Pederson, Joc	L-L	6-1	220	4/21/92	Palo Alto, CA	.212	102	273	44	58	20	0	11	35	39	68	4	3.028
							.169	17	65	8	11	1	0	3	9	5	14	1	
							.143	3	7	0	0	0	0	0	3	0	3	0	
66	Puig, Yasiel	R-R	6-2	238	12/7/90	Cienfuegos, Cuba	.263	152	499	72	131	24	2	28	74	64	100	15	4.102
21	Thompson, Trayce	R-R	6-3	217	3/15/91	Los Angeles, CA	.122	27	55	6	6	2	1	2	6	23	0	1.124	
							.212	95	339	44	72	12	6	9	33	26	93	3	
60	Toles, Andrew	L-R	5-9	192	5/24/92	Decatur, GA	.271	31	96	17	26	3	0	5	15	5	16	0	1.087
61	Verdugo, Alex	L-L	6-0	209	5/15/96	Tucson, AZ	.174	117	23	1	4	0	0	1	2	4	0	0.031	
							.314	15	433	67	136	27	4	6	62	52	50	9	
#	INF/OF (4)	B-T	HT	WT	Birthdate	Birthplace	AVG	G	AB	R	H	2B	3B	HR	RBI	BB	SO	SB	MLS
35	Bellinger, Cody	L-L	6-4	213	7/13/95	Scottsdale, AZ	.267	132	480	87	128	26	4	39	97	64	146	10	0.160
							.343	18	67	15	23	4	0	5	15	9	22	7	
							.333	1	3	1	1	0	0	1	4	0	1	0	
14	Hernández, Kiké	R-R	5-11	200	8/24/91	San Juan, PR.	.215	140	297	46	64	24	2	11	37	41	80	3	3.054
70	Locastro, Tim	R-R	6-1	200	7/14/92	Syracuse, NY	.000	3	1	0	0	0	0	0	0	0	0	1	0.003
							.388	31	103	18	40	10	0	2	9	6	12	22	
							.285	96	368	69	105	21	4	8	31	22	56	22	
							.288	140	514	85	148	34	5	21	72	50	142	17	2.037
3	Taylor, Chris	R-R	6-1	204	8/29/90	Virginia Beach, VA	.233	10	43	8	10	2	2	1	5	5	5	1	



MILWAUKEE BREWERS

ADDRESS

Maryvale Baseball Park
3600 North 51st Avenue
Phoenix, AZ 85031

FOLLOW ON SOCIAL MEDIA

Twitter: @Brewers

Instagram: Brewers

Snapchat: brewers

Facebook: www.facebook.com/Brewers

2017 RECORD

86-76...Second Place...NL Central...6.0 Games Back

CLUB CONTACTS

Stadium Office.....	(623) 245-5555
David Stearns, General Manager	245-5522
Matt Arnold, Vice President & Assistant General Manager	245-5525
Tom Flanagan, Farm Director	245-5604
Karl Mueller, Vice President, Player Personnel.....	245-5503
Dan Larrea, Senior Director, Team Travel.....	245-5524
Tyler Barnes, Senior Vice President, Communications & Affiliate Operations.....	245-5518
Mike Vassallo, Senior Director, Media Relations.....	245-5519
Ken Spindler, Senior Manager, Media Relations.....	245-5520
Zach Weber, Manager, Media Relations	245-5520
Press Box.....	245-5511
Fax	245-5580
Minor League Facility.....	245-5600

STADIUM INFORMATION

Maryvale Baseball Park (address above)

Capacity: 7,000 + lawn seating

Years at present location (including 2018 season): 21

Dimensions:

Center Field: 400 feet

Left Field Foul Pole: 350 feet

Right Field Foul Pole: 340 feet

Media Phones: Media phones are located in the press box and media workroom.

Media Parking: Parking will be available to accredited media. Please contact the Brewers' Media Relations Department for additional information.

Clubhouse Photos: No still photos allowed in clubhouse. Arrangements for television interviews can be made with the Media Relations Department as space directly outside the clubhouse is made for such interviews.

PRE-GAME TIMINGS

Afternoon Games (1:05 p.m. Starts)

Brewers Batting Practice: 11:00 - 11:50 a.m.

DIRECTIONS

From I-10: Exit at 51st Avenue. Travel north approximately two miles on 51st Avenue. Complex is on the left.

TICKET INFORMATION

Diamond Box \$27, Field Box \$24, Infield Reserved \$18, Outfield Reserved \$14, Lawn \$8. Tickets are available by calling (800) 933-7890.

PHOTO DAY

Thursday, February 22 at 7:30 a.m.

MINOR LEAGUE INFORMATION

Facility is located at 3805 North 53rd Avenue, Phoenix, AZ 85031. Pitchers and catchers report on March 4. Position players report on March 10.



NEW BREWERS IN 2018

Matt Albers, RHP
Lorenzo Cain, OF
Jhoulys Chacín, RHP
Yovani Gallardo, RHP
Boone Logan, LHP
Christian Yelich, OF

GONE FROM 2017

Lewis Brinson, OF
Matt Garza, RHP
Jared Hughes, RHP
Taylor Jungmann, RHP
Andrew Susac, RHP
Anthony Swarzak, RHP
Carlos Torres, RHP
Neil Walker, INF
Wei-Chung Wang, LHP

SPRING TRAINING SITES

1969-72 Tempe, AZ
1973-85 Sun City, AZ
1986-97 Chandler, AZ
1998-present Maryvale, AZ

RECORD & ATTENDANCE — LAST FIVE YEARS

Year	Record	Attendance
2017	17-16-1	80,285
2016	14-14-2	79,646
2015	13-16-1	85,022
2014	13-18	75,041
2013	13-18-2	72,995

NON-ROSTER INVITEES

Pitchers

64 Brady, Michael, RHP
77 Burnes, Corbin, RHP
61 Davis, Erik, RHP
38 Frieri, Ernesto, RHP
60 Hoover, J.J., RHP
62 Liz, Radhames, RHP
75 Ortiz, Luis, RHP
76 Perrin, Jon, RHP

Catchers

29 Bethancourt, Christian
79 Houle, Dustin

Infielders

65 Choi, Ji-Man
72 Hiura, Keston
70 Orf, Nate

Outfielders

78 Wren, Kyle





2018 SPRING TRAINING SCHEDULE

[All Times Local; (ss) — Split Squad for opponent]

Day	Date	Opponent	Site	R/TV	Time
Friday	February 23	Chicago Cubs @San Francisco	Maryvale Scottsdale	T	1:05 p.m. 1:05 p.m.
Saturday	February 24	@Los Angeles Angels	Tempe	R/T	1:10 p.m.
Sunday	February 25	@Arizona	Salt River Fields	W	1:10 p.m.
Monday	February 26	Cleveland	Maryvale	R/T	1:05 p.m.
Tuesday	February 27	Cincinnati	Maryvale	T	1:05 p.m.
Wednesday	February 28	San Francisco	Maryvale	W	1:05 p.m.
Thursday	March 1	@Arizona	Salt River Fields	R/T	1:10 p.m.
Friday	March 2	Seattle	Maryvale	W	1:05 p.m.
Saturday	March 3	@Colorado	Salt River Fields	R	1:10 p.m.
Sunday	March 4	Cleveland	Maryvale	R	1:05 p.m.
Monday	March 5	OPEN DATE			
Tuesday	March 6	@Chicago White Sox	Glendale	W	1:05 p.m.
Wednesday	March 7	@Kansas City	Surprise	W	1:05 p.m.
Thursday	March 8	Arizona	Maryvale	R/T	1:05 p.m.
Friday	March 9	Oakland	Maryvale	T	1:05 p.m.
Saturday	March 10	Colorado	Maryvale	R/T	1:05 p.m.
Sunday	March 11	@Cleveland (ss)	Goodyear	R	1:05 p.m.
Monday	March 12	@Los Angeles Dodgers	Glendale	W	1:05 p.m.
Tuesday	March 13	Texas	Maryvale	T	1:05 p.m.
Wednesday	March 14	Chicago White Sox	Maryvale	W	1:05 p.m.
Thursday	March 15	@Texas	Surprise	W	1:05 p.m.
Friday	March 16	@Cincinnati	Goodyear	R	1:05 p.m.
Saturday	March 17	Colorado	Maryvale	W	1:05 p.m.
Sunday	March 18	Los Angeles Dodgers (ss)	Maryvale	R/T	1:05 p.m.
Monday	March 19	OPEN DATE			
Tuesday	March 20	@Colorado	Salt River Fields	W	1:10 p.m.
Wednesday	March 21	Oakland @Seattle	Maryvale Peoria	T	1:05 p.m. 6:40 p.m.
Thursday	March 22	Kansas City	Maryvale	R/T	1:05 p.m.
Friday	March 23	@Chicago Cubs	Mesa (Sloan)	W	1:05 p.m.
Saturday	March 24	@Oakland	Mesa (Hohokam)	R	12:05 p.m.
Sunday	March 25	@Chicago White Sox	Glendale	W	12:05 p.m.
Monday	March 26	@Houston	Minute Maid Park	R	7:05 p.m.
Tuesday	March 27	@Houston	Minute Maid Park	R	1:05 p.m.

(R) WTMJ-AM 620 • (T) FOX Sports Wisconsin
(W) Brewers.com Webcast



MARYVALE BASEBALL PARK - PHOENIX, ARIZONA

2018 MILWAUKEE BREWERS 40-MAN ROSTER

MANAGER: Craig Counsell (30), COACHES: Darnell Coles (11), Derek Johnson (36), Jason Lane (40), Pat Murphy (59), Ed Sedar (0), Carlos Subero (31), Lee Tunnell (43).																				
#	PITCHERS (22)	B-T	HT	WT	Birthdate	Birthplace	2017 CLUB(S)	W-L	ERA	G	GS	CG	SV	IP	R	ER	BB	SO	MLS	
37	Albers, Matt	L-R	6-1	264	1/20/83	Houston, TX	WASHINGTON	7-2	1.62	63	0	0	2	61.0	35	12	11	63	10.141	
57	Anderson, Chase	R-R	6-0	202	11/30/87	Wichita Falls, TX	MILWAUKEE	12-4	2.74	25	25	0	0	141.1	113	47	43	133	3.146	
							Wisconsin (A)	0-1	2.70	1	1	0	0	3.1	2	1	1	3		
							Colorado Springs (AAA)	0-0	8.31	1	1	0	0	4.1	6	4	4	2		
50	Barnes, Jacob	R-R	6-2	232	4/14/90	Sr. Petersburg, FL	MILWAUKEE	3-4	4.00	73	0	0	2	72.0	57	35	32	80	1.123	
45	Chacin, Jhoulys	R-R	6-3	250	1/7/88	Maracaibo, Venezuela	SAN DIEGO	13-10	3.89	32	32	0	0	180.1	157	82	78	153	7.054	
27	Davies, Zach	R-R	6-0	157	2/7/93	Puyallup, WA	MILWAUKEE	17-9	3.90	33	33	0	0	191.1	204	90	83	124	2.020	
73	Diplan, Marcos	R-R	6-0	170	9/18/96	Lacey, D.R.	Carolina (A)	7-8	5.23	26	22	0	0	125.2	126	83	73	119	0.000	
51	Drake, Oliver	R-R	6-4	231	1/13/87	Worcester, MA	BALTIMORE	0-0	8.10	3	0	0	0	3.1	6	3	3	3	1.094	
							MILWAUKEE	3-5	4.44	61	0	0	1	52.2	57	28	26	32		
49	Gallardo, Yovani	R-R	6-2	205	2/27/86	Michoacan, Mexico	SEATTLE	5-10	5.72	28	22	0	1	130.2	138	84	83	60	10.108	
41	Guerra, Junior	R-R	6-0	238	1/16/85	San Felix, Venezuela	MILWAUKEE	1-4	5.12	21	14	0	0	70.1	61	44	40	67	1.155	
							Biloxi (AA)	0-1	3.60	1	1	0	0	5.0	6	5	2	4		
							Colorado Springs (AAA)	2-2	2.10	6	6	0	0	30.0	27	8	7	20		
71	Hader, Josh	L-L	6-3	180	4/7/94	Millersville, MD	Colorado Springs (AAA)	3-4	5.37	12	12	0	0	52.0	49	32	31	51	0.115	
							MILWAUKEE	2-3	2.08	35	0	0	0	47.2	25	11	11	22	68	
67	Houser, Adrian	R-R	6-3	231	2/2/93	Tablequah, OK	AZL Brewers (R)	0-1	1.04	6	6	0	0	8.2	4	2	1	4	16	0.013
							Wisconsin (A)	1-0	1.00	3	2	0	0	9.0	5	1	1	0	11	
32	Jeffress, Jeremy	R-R	6-0	219	9/21/87	South Boston, VA	TEXAS	1-2	5.31	39	0	0	0	40.2	49	25	24	19	29	4.104
							MILWAUKEE	4-0	3.65	22	1	0	0	24.2	24	10	10	15	22	
46	Knebel, Corey	R-R	6-4	223	11/26/91	Denton, TX	MILWAUKEE	1-4	1.78	76	0	0	39	76.0	48	15	15	40	2.151	
48	Logan, Boone	R-L	6-5	240	8/13/84	San Antonio, TX	CLEVELAND	1-0	4.71	38	0	0	0	21.0	20	13	11	9	28	10.140
28	Lopez, Jorge	R-R	6-3	202	2/10/93	Cayey, PR	Biloxi (AA)	8-8	4.25	39	13	1	7	103.2	92	53	49	38	105	0.015
							MILWAUKEE	0-0	4.50	1	0	0	0	2.0	4	1	1	0		
52	Nelson, Jimmy	R-R	6-6	247	6/5/89	Klamath Falls, OR	MILWAUKEE	1-6	3.49	29	29	1	0	175.1	171	75	68	199	3.107	
74	Peralta, Freddy	R-R	6-0	168	6/4/96	Moca, D.R.	Carolina (A)	12-3	3.04	12	8	0	0	56.1	39	30	19	31	78	0.000
							Biloxi (AA)	2-5	2.26	13	11	0	1	63.2	38	18	16	31	91	
							Colorado Springs (AAA)	3-1	4.42	10	8	0	0	36.2	42	18	18	8	38	0.161
35	Suter, Brent	L-L	6-5	214	8/29/89	Chicago, IL	MILWAUKEE	3-2	3.42	22	14	0	0	81.2	83	33	22	64		
							Wisconsin (A)	0-0	0.00	1	1	0	0	3.0	2	0	0	1		
							Scranton/WB (AAA)	3-1	3.24	21	0	0	1	33.1	33	12	12	3	47	0.025
39	Webb, Tyler	R-L	6-3	228	7/20/90	Nassawadox, VA	NEW YORK (AL)	0-0	4.50	7	0	0	0	6.0	3	3	4	5		
							MILWAUKEE	0-0	9.00	2	0	0	0	2.0	6	2	1	3		
							Colorado Springs (AAA)	1-2	6.48	17	0	0	0	16.2	21	12	12	7	17	
56	Wilkinson, Aaron	R-R	6-2	221	5/24/89	Fort Worth, TX	Biloxi (AA)	11-4	3.16	24	24	2	0	142.1	117	54	50	36	143	
							MILWAUKEE	1-0	3.48	3	2	0	0	10.1	6	4	4	1	7	
54	Williams, Taylor	S-R	5-11	188	7/21/91	Vancouver, WA	Biloxi (AA)	0-2	3.09	22	14	0	0	46.2	42	22	16	21	57	0.031
							MILWAUKEE	0-0	1.93	5	0	0	0	4.2	4	1	2	4		
							Colorado Springs (AAA)	6-5	4.30	16	16	0	0	75.1	78	44	36	25	70	0.089
53	Woodruff, Brandon	L-R	6-4	232	2/10/93	Tupelo, MS	AZL Brewers (R)	0-0	4.50	1	1	0	0	2.0	2	1	1	1		
							MILWAUKEE	2-3	4.81	8	8	0	0	43.0	43	23	14	32		

#	CATCHERS (4)	B-T	HT	WT	Birthdate	Birthplace	2017 CLUB(S)	AVG	G	AB	R	H	2B	3B	HR	RBI	BB	SO	SB	MLS
47	Bandy, Jett	R-R	6-4	223	3/26/90	West Hills, CA	MILWAUKEE Colorado Springs (AAA)	.207 .310	60 12	169 42	14 7	35 13	6 2	0 0	6 2	18 14	15 5	51 5	1	1.161
68	Northingham, Jacob	R-R	6-3	227	4/3/95	Redlands, CA	Wisconsin (A) Biloxi (AA)	.400 .209	2 101	5 325	0 37	2 68	2 21	0 0	0 9	1 48	1 37	0 87	0 7	0.000
9	Piña, Manny	R-R	5-11	213	6/5/87	Barquisimeto, Venezuela	MILWAUKEE	.279	107	330	45	92	21	0	9	43	20	79	2	2.046
12	Vogr, Stephen	L-R	6-0	224	11/1/84	Visalia, CA	OAKLAND MILWAUKEE	.217 .254	54 45	157 122	12 13	34 31	8 7	1 0	4 8	20 5	16 5	31 25	0	4.084
							Wisconsin (A) Colorado Springs (AAA)	.182 .250	3 3	11 8	1 0	2 2	0 0	0 0	0 0	1 0	1 1	0 2	0 0	

#	INFIELDERS (8)	B-T	HT	WT	Birthdate	Birthplace	2017 CLUB(S)	AVG	G	AB	R	H	2B	3B	HR	RBI	BB	SO	SB	MLS
24	Aguilar, Jesus	R-R	6-3	296	6/30/90	Marscy, Venezuela	MILWAUKEE	.265	133	279	40	74	15	2	16	52	25	94	0	1.082
3	Arcia, Orlando	R-R	6-0	174	8/4/94	Anaco, Venezuela	MILWAUKEE	.277	153	506	56	140	17	2	15	53	36	100	14	1.062
66	Dubon, Mauricio	R-R	6-0	160	7/19/94	San Pedro Sula, Hon.	Biloxi (AA) Colorado Springs (AAA)	.276 .272	71 58	268 224	34 40	74 61	14 15	0 0	2 6	24 33	25 14	42 34	31 7	0.000
14	Pérez, Hernán	R-R	6-1	210	3/26/91	Aragua, Venezuela	MILWAUKEE	.259	136	432	47	112	19	3	14	51	20	79	13	3.079
21	Shaw, Travis	L-R	6-4	235	4/16/90	Wsh Court House, OH	MILWAUKEE	.273	144	538	84	147	34	1	31	101	60	138	10	2.088
18	Sogard, Eric	L-R	5-10	180	5/22/86	Phoenix, AZ	Colorado Springs (AAA) MILWAUKEE	.330 .273	24 94	91 249	30 37	30 68	8 15	0 1	3 3	17 18	15 45	12 37	5 3	6.035
7	Thames, Eric	L-R	6-0	206	11/10/86	Santa Clara, CA	Wisconsin (A)	.000	2	5	1	0	0	0	0	0	2	1	0	
5	Villar, Jonathan	S-R	6-0	221	5/2/91	La Vega, D.R.	MILWAUKEE MILWAUKEE	.247 .241	138 122	469 403	83 49	116 97	26 18	4	31	63	75	163	4	2.063
							Wisconsin (A)	.615	4	13	2	8	1	1	0	6	1	3	0	3.113

#	OUTFIELDERS (6)	B-T	HT	WT	Birthdate	Birthplace	2017 CLUB(S)	AVG	G	AB	R	H	2B	3B	HR	RBI	BB	SO	SB	MLS
8	Braun, Ryan	R-R	6-2	207	11/17/83	Mission Hills, CA	MILWAUKEE	.268	104	380	58	102	28	2	17	52	38	76	12	10.129
23	Broxton, Keon	R-R	6-3	200	5/7/90	Lakeland, FL	MILWAUKEE Colorado Springs (AAA)	.220 .385	143 7	414 26	66 4	91 10	15 2	4 0	20 1	49 7	40 7	175 8	21 4	1.137
6	Cain, Lorenzo	R-R	6-2	210	4/13/86	Valdosta, GA	Colorado Springs (AAA) KANSAS CITY	.300 .300	155 155	584 86	86 175	27 5	27 5	0 15	15 49	54 54	100 26	6	6.074	
33	Phillips, Brett	L-R	6-0	189	5/30/94	Seminole, FL	Colorado Springs (AAA) MILWAUKEE	.305 .276	105 37	383 87	79 9	117 24	23 3	10 0	19 4	78 12	45 9	129 34	9 5	0.053
16	Santana, Domingo	R-R	6-5	228	8/5/92	Santo Domingo, D.R.	MILWAUKEE	.278	151	525	88	146	29	0	30	85	73	178	15	2.079
22	Yelich, Christian	L-R	6-4	199	12/5/91	Thousand Oaks, CA	MIAMI	.282	156	602	100	170	36	2	18	81	80	137	16	4.069



OAKLAND ATHLETICS

ADDRESS

Hohokam Park
1235 N. Center Street
Mesa, AZ 85201

FOLLOW ON SOCIAL MEDIA
 Twitter: @Athletics; @AsMediaAlerts
 Instagram: athletics
 Snapchat: Athletics
 Facebook: www.facebook.com/Athletics

2017 RECORD

75-87...Fifth Place...AL West...26.0 Games Back

CLUB CONTACTS

Stadium Office (Linda Wyman)	(480) 907-5489
Dave Kaval, President.....	(510) 563-2201
Billy Beane, EVP, Baseball Ops.....	(510) 563-2212
David Forst, General Manager	(510) 563-2369
Dan Kantrovitz, Assistant General Manager	(510) 563-2245
Dan Feinstein, Assistant GM, Pro Scouting, Baseball Development	(510) 563-2357
Mickey Morabito, Director, Team Travel	(510) 563-2211
Fernando Alcalá, Director, Baseball Communications	(510) 563-2236
Mike Selleck, Manager, Baseball Information	(510) 563-2233
Mark Ling, Manager, Baseball Communications	(510) 563-2248
Juan Dorado, Coordinator, Baseball Communications	(510) 563-2287
Steve Vucinich, Equipment Manager.....	(510) 563-2390
Box Office Main.....	(480) 907-5489
Press Box.....	(480) 907-5253
Home Clubhouse Fax.....	(480) 907-5407
Baseball Admin Fax.....	(480) 907-5414
Ticketing Fax	(480) 907-5415
PR Fax	(480) 907-5428
Minor League Facility.....	(480) 487-5800

HOTEL INFORMATION

Home: Doubletree Suites Hotel, 320 N. 44th Street, Phoenix, AZ 85008. Phone: (602) 225-0500.
Fax: (602) 231-0561.

STADIUM INFORMATION

Hohokam Park (address above)

Capacity: 10,000

Years at present location (including 2018 season): 4

Dimensions:

Center Field: 411 feet

Left Field Power Alley: 385 feet

Right Field Power Alley: 385 feet

Left Field Foul Pole: 340 feet

Right Field Foul Pole: 350 feet

Media Phones: One phone is located in the press box.

Media Parking: Contact the Public Relations Department at least 24 hours in advance.

Ground Rules: Any ball hit on upper billboards is in play. Balls hitting sign or scoreboard are home runs. Balls clearing the lower fence, going through gaps or upper billboards are home runs.

Clubhouse: Closed from 30 minutes before game until its conclusion.

PRE-GAME TIMINGS

Afternoon Games (1:05 p.m. Starts)

Athletics BP: until 11:00 a.m.

Visitors BP: 11:00 a.m. - 12:00 p.m.

Athletics Infield: 12:00 - 12:10 p.m.

Visitors Infield: 12:10 - 12:20 p.m.

Evening Games (7:05 p.m. Starts)

Athletics BP: until 5:00 p.m.

Visitors BP: 5:00 - 6:00 p.m.

Athletics Infield: 6:00 - 6:10 p.m.

Visitors Infield: 6:10 - 6:20 p.m.

TRAINING SITE

The Athletics will train at Lew Wolff Training Complex, 160 E. 6th Place, Mesa, AZ 85201 (480-949-5951) and Hohokam Stadium, 1235 N. Center Street, Mesa, AZ 85201. Players will dress in the Hohokam Stadium home clubhouse and then go to Fitch Park for training.

DIRECTIONS

Hohokam Stadium: Take the Red Mountain 202 Freeway to the Country Club exit and go south to McKellips Road and then go left (east) to Center Street. Turn right (south) on to Center Street and go about three quarters of a mile, and the stadium is on the left side of the street.

Fitch Park: Proceed three quarters of a mile past Hohokam Stadium and turn left on to East 6th Street, and the facility is on the left side of the street.

TICKET INFORMATION

Single game ticket pricing is dynamic and will fluctuate based on factors affecting supply and demand. Pricing starts as low as \$10 for Lawn (GA) areas, and \$16 for seated Terrace Reserved sections. Season tickets for the full 17-game schedule are also available. The Right Field Lounge Area is a covered patio where, for \$60 per person, a group of 35 or more guests can enjoy a catered meal and watch the game from seats across the walkway in section 119. Discounted tickets are available for groups of 20 or more people in Field Level (\$20) or Terrace Reserved sections (\$11) (excluding blackout dates). Tickets are available online at www.athletics.com/spring. Tickets are also available by phone at (877) 493-BALL (2255).

PHOTO DAY

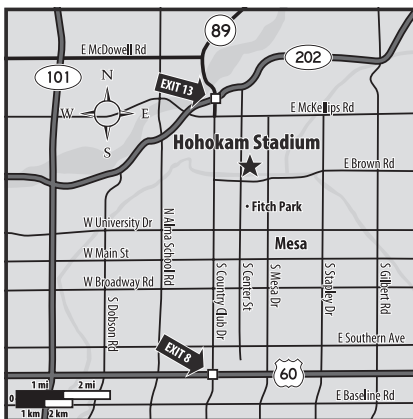
Thursday, February 22 at 7:00 a.m. at Hohokam Stadium, Mesa, AZ.

MINOR LEAGUE INFORMATION

Mini Camp: Pitchers, catchers and players report February 16; first full team workout February 19.

Minor League Camp: Pitchers and catchers report March 3 for workout on March 4. Position players report March 9 for first full workout on March 10.

The first game is March 13 for AAA/AA; March 16 for A. Nashville/Beloit - drivers break camp March 31; Minor League camp breaks April 1; Opening Day in the Minor Leagues is April 5; Extended Spring reports are April 6 for physicals and first workout on April 7; first game on April 9.



NON-ROSTER INVITEES

Pitchers

- 74 Blackwood, Nolan, RHP
- 75 Bleich, Jeremy, LHP
- 67 Castro, Simon, RHP
- 68 Finnegan, Kyle, RHP
- 38 Holmes, Grant, RHP
- 70 Jokisch, Eric, LHP
- 71 Martin, Jarret, LHP
- 30 Puk, A.J., LHP
- 64 Shore, Logan, RHP
- 63 Wahl, Bobby, RHP

Catchers

- 54 Chavez, Santiago
- 65 Murphy, Sean
- 61 Taylor, Beau

Infielders

- 21 Lombardozzi, Steve
- 73 Neuse, Sheldon

Outfielders

- 53 Garcia, Anthony
- 16 Heathcott, Slade
- 72 Martini, Nick



NEW ATHLETICS IN 2018

Ramon Laureano, OF
Emilio Pagan, RHP
Yusmeiro Petit, RHP
Stephen Piscotty, OF

SPRING TRAINING SITES

1968 Bradenton, FL
1969-78 Mesa, AZ
1979-81 Scottsdale, AZ
1982-2014 Phoenix, Z
2015-Present Mesa, AZ

GONE FROM 2017

Jaycob Brugman, OF
Ryon Healy, INF
Joey Wendle, INF

RECORD & ATTENDANCE —

LAST FIVE YEARS

Year	Record	Attendance
2017	16-18	99,008
2016	12-17-3	100,614
2015	22-11-2	110,059
2014	15-13-5	78,011*
2013	17-13-3	88,202*

*Games played in Phoenix, AZ



HOHOKAM STADIUM - MESA, ARIZONA

OAKLAND ATHLETICS™

2018 SPRING TRAINING SCHEDULE

[All Times Local; (ss) — Split Squad for opponent]

Day	Date	Opponent	Site	R/TV	Time
Friday	February 23	Los Angeles Angels	Mesa (Hohokam)	W	1:05 p.m.
Saturday	February 24	San Diego	Mesa (Hohokam)	R	1:05 p.m.
Sunday	February 25	Kansas City	Mesa (Hohokam)	R	1:05 p.m.
Monday	February 26	@Chicago White Sox	Glendale	W	1:05 p.m.
Tuesday	February 27	@Cleveland	Goodyear	W	1:05 p.m.
Wednesday	February 28	@Chicago Cubs	Mesa (Sloan)	W	1:05 p.m.
Thursday	March 1	Texas (ss)	Mesa (Hohokam)	W	1:05 p.m.
Friday	March 2	OPEN DATE			
Saturday	March 3	San Diego	Mesa (Hohokam)	R	1:05 p.m.
Sunday	March 4	@San Diego (ss)	Peoria	R	1:10 p.m.
Monday	March 5	Chicago White Sox	Mesa (Hohokam)	W	1:05 p.m.
Tuesday	March 6	Texas	Mesa (Hohokam)	W	1:05 p.m.
Wednesday	March 7	@Seattle	Peoria	W	6:40 p.m.
Thursday	March 8	Los Angeles Angels	Mesa (Hohokam)	W	1:05 p.m.
Friday	March 9	@Milwaukee	Maryvale	W	1:05 p.m.
Saturday	March 10	@Texas	Surprise	R	1:05 p.m.
Sunday	March 11	Chicago Cubs	Mesa (Hohokam)	W	1:05 p.m.
Monday	March 12	San Francisco	Mesa (Hohokam)	R	1:05 p.m.
Tuesday	March 13	@Kansas City	Surprise	W	1:05 p.m.
Wednesday	March 14	OPEN DATE			
Thursday	March 15	Seattle	Mesa (Hohokam)	T	7:05 p.m.
Friday	March 16	Cleveland	Mesa (Hohokam)	W	1:05 p.m.
Saturday	March 17	Seattle (ss)	Mesa (Hohokam)	R	1:05 p.m.
		@San Francisco (ss)	Scottsdale		4:05 p.m.
Sunday	March 18	Chicago White Sox	Mesa (Hohokam)	R	1:05 p.m.
Monday	March 19	@Los Angeles Dodgers	Glendale	W	7:05 p.m.
Tuesday	March 20	Los Angeles Dodgers	Mesa (Hohokam)	W	1:05 p.m.
Wednesday	March 21	@Milwaukee (ss)	Maryvale	W	1:05 p.m.
Thursday	March 22	Colorado	Mesa (Hohokam)	W	1:05 p.m.
Friday	March 23	@Los Angeles Angels	Tempe	W	1:10 p.m.
Saturday	March 24	Milwaukee	Mesa (Hohokam)	W	12:05 p.m.
Sunday	March 25	San Francisco	Oakland Coliseum	R/T	1:05 p.m.
Monday	March 26	@San Francisco	AT&T Park	R	7:15 p.m.
Tuesday	March 27	@San Francisco	AT&T Park	R	6:05 p.m.

(R) The Game 95.7 FM • (T) NBC Sports California • (W) Athletics.com Webcast

2018 OAKLAND ATHLETICS 40-MAN ROSTER

#	MANAGER: Bob Melvin (6)		COACHES: Mike Aldrete (17), Darren Bush (51), Ryan Christensen (29), Scott Emerson (14), Marcus Jensen (59), Mark Kotsky (7), Al Pedrique (41), Matt Williams (4)		SO	BB	ER	R	H	IP	SV	CG	GS	G	W-L	ERA	2017 CLUB(S)	Birthdate	B-T	HT	WT	Birthdate	Birthplace
	B-T	HT	WT	Birthdate																			
50	Alcantara, Raul	R-R	6-4	242	12/4/92	12/4/92	Barahona, D.R.	OAKLAND	1-2	7.13	8	4	0	0	24.0	22	21	19	12	12	0.083		
								Nashville (AAA)	1-2	2.67	18	3	0	4	33.2	36	10	10	7	7			
								AZL Athletics (R)	0-0	0.00	4	2	0	0	5.1	2	0	0	1	7			
40	Bassitt, Chris	R-R	6-5	220	2/22/89	2/22/89	Toledo, OH	OAKLAND	0-1	2.77	7	7	0	0	13.0	9	4	4	4	14	2.070		
								Nashville (AAA)	4-2	6.21	17	2	0	0	37.2	41	26	26	16	31			
58	Blackburn, Paul	R-R	6-1	192	12/4/93	12/4/93	Antioch, CA	OAKLAND	5-6	3.05	15	14	0	0	79.2	69	34	27	26	56	0.093		
								Nashville (AAA)	3-1	3.22	10	10	0	0	58.2	52	22	21	16	22			
52	Buchter, Ryan	L-L	6-4	258	2/13/87	2/13/87	Reading, PA	SAN DIEGO	3-3	3.05	42	0	0	1	38.1	28	15	13	18	47	2.010		
								KANSAS CITY	1-0	2.67	29	0	0	0	27.0	16	10	8	8	18			
								OAKLAND	4-5	4.27	63	0	0	16	59.0	58	29	28	22	57	10.148		
46	Casilla, Santiago	R-R	6-0	229	7/25/80	7/25/80	San Cristobal, D.R.	OAKLAND	9-10	5.58	24	24	0	0	129.0	133	91	80	53	105	1.026		
45	Corton, Jharel	R-R	5-11	198	1/19/92	1/19/92	St. Thomas, Virgin Islands	OAKLAND	3-0	2.95	4	3	0	0	21.1	15	8	7	4	28			
								Nashville (AAA)	2-2	3.48	72	0	0	0	51.2	46	22	20	22	39	1.149		
35	Coulombe, Daniel	L-L	5-10	191	10/26/89	10/26/89	St. Louis, MO	OAKLAND	2-2	5.14	49	0	0	2	42.0	37	30	24	16	45	2.034		
66	Dull, Ryan	R-R	5-9	183	10/22/89	10/22/89	Winston-Salem, NC	OAKLAND	0-0	0.00	1	1	0	0	1.0	0	0	0	0	1			
								AZL Athletics (R)	0-0	0.00	2	0	0	0	2.2	1	0	0	1	2			
								Nashville (AAA)	4-4	3.66	14	14	0	0	76.1	70	35	31	24	71	0.091		
48	Gossett, Daniel	R-R	6-0	175	11/13/92	11/13/92	Spartanburg, SC	OAKLAND	4-11	6.11	18	18	0	0	91.1	116	67	62	31	72			
								Nashville (AAA)	6-4	4.19	19	19	0	0	105.1	114	50	49	32	70	3.014		
49	Graveman, Kendall	R-R	6-2	209	12/21/90	12/21/90	Alexander City, AL	OAKLAND	0-1	7.20	3	3	0	0	10.0	18	12	8	4	7			
								Nashville (AAA)	0-1	4.66	26	0	0	0	36.2	37	20	19	12	43	4.146		
44	Hatcher, Chris	S-R	6-1	194	1/12/85	1/12/85	Kinston, NC	LOS ANGELES (NL)	0-0	4.50	2	2	0	0	2.0	2	1	1	0	3			
								AZL Dodgers (R)	0-0	0.00	3	0	0	0	4.0	2	0	0	1	6			
								Oklahoma City (AAA)	1-1	3.52	23	0	0	1	23.0	21	9	9	9	20			
								OAKLAND	4-2	4.22	70	0	0	1	64.0	57	34	30	23	78	4.038		
31	Hendriks, Liam	R-R	6-0	241	2/10/89	2/10/89	Perth, Australia	OAKLAND	12-10	4.37	29	29	0	0	158.2	167	88	77	55	140	1.157		
55	Manaea, Sean	R-L	6-5	230	2/1/92	2/1/92	Valparaiso, IN	OAKLAND	0-0	2.25	1	1	0	0	4.0	4	2	1	1	5			
								Nashville (AAA)	2-4	4.17	9	9	0	0	41.0	40	20	19	18	40	0.157		
33	Mengden, Daniel	R-R	6-1	231	2/19/93	2/19/93	Houston, TX	OAKLAND	3-2	3.14	7	7	1	0	43.0	36	16	15	9	29			
								AZL Athletics (R)	0-0	0.00	2	2	0	0	5.0	1	0	0	3	9			
47	Montas, Frankie	R-R	6-2	252	3/21/93	3/21/93	Sainagua, D.R.	OAKLAND	1-1	7.03	23	0	0	0	32.0	39	25	25	20	36	1.015		
								Nashville (AAA)	0-2	5.22	9	8	0	0	29.1	25	17	17	7	37			
15	Pagan, Emilio	R-R	6-3	205	5/7/91	5/7/91	Greenville, SC	Tacoma (AAA)	2-1	2.56	23	0	0	5	31.2	19	9	9	8	36	0.098		
								SEATTLE	2-3	3.22	34	0	0	0	50.1	39	20	18	8	56			
36	Petit, Yusmeiro	R-R	6-1	256	11/22/84	11/22/84	Marcacibo, Venezuela	LOS ANGELES (AL)	5-2	2.76	60	1	0	4	91.1	69	32	28	18	101	7.016		
39	Treinen, Blake	R-R	6-5	234	6/30/88	6/30/88	Wichita, KS	WASHINGTON	0-2	5.73	37	0	0	3	37.2	48	24	24	13	32	3.065		
								OAKLAND	3-4	2.13	35	0	0	13	38.0	32	11	9	12	42			
60	Triggs, Andrew	R-R	6-4	232	3/16/89	3/16/89	Nashville, TN	OAKLAND	5-6	4.27	12	12	0	0	65.1	68	42	31	19	50	1.123		
62	Trivino, Lou	R-R	6-5	240	10/1/91	10/1/91	Sellersville, PA	Midland (AA)	7-1	2.43	23	0	0	1	33.1	31	9	9	10	34	0.000		
								Nashville (AAA)	1-2	3.60	25	0	0	4	35.0	33	15	14	11	31			

#	CATCHERS (3)	B-T	HT	WT	Birthdate	Birthplace	2017 CLUB(S)	AVG	G	AB	R	H	2B	3B	HR	RBI	BB	SO	SB	MLS
12	Garneau, Dustin	R-R	6-2	217	8/13/87	San Pedro, CA	ALBUQUERQUE (AAA)	.206	22	68	5	14	7	0	1	6	4	24	0	1.055
13	Maxwell, Bruce	L-R	6-1	260	12/20/90	Weisbaden, Germany	OAKLAND	.281	36	128	24	37	9	2	10	26	13	22	0	
19	Phegley, Josh	R-R	5-10	233	2/12/88	Terre Haute, IN	Nashville (AAA)	.286	25	84	11	24	9	0	1	3	8	12	0	1.016
							OAKLAND	.237	76	219	21	52	12	0	3	22	31	63	0	3.114
							OAKLAND	.201	57	149	14	30	11	0	1	3	10	9	26	
							Nashville (AAA)	.310	8	29	2	9	2	0	0	4	2	5	0	
#	INFIELDERS (8)	B-T	HT	WT	Birthdate	Birthplace	2017 CLUB(S)	AVG	G	AB	R	H	2B	3B	HR	RBI	BB	SO	SB	MLS
1	Barrero, Franklin	R-R	5-10	196	2/27/96	Caracas, Venezuela	Nashville (AAA)	.290	111	469	63	136	19	7	15	54	27	141	15	0.045
26	Chapman, Matt	R-R	6-0	211	4/28/93	Victorville, CA	OAKLAND	.197	25	71	10	14	1	2	2	6	5	33	2	
							Nashville (AAA)	.257	49	175	30	45	6	2	16	30	25	63	5	0.109
							OAKLAND	.234	84	290	39	68	23	2	14	40	32	92	0	
							Stockton (A)	.000	2	7	0	0	0	0	0	0	0	3	0	
8	Lowrie, Jed	S-R	6-0	193	4/17/84	Salem, OR	OAKLAND	.277	153	567	86	157	49	3	14	69	73	100	0	9.111
57	Mateo, Jorge	R-R	6-0	183	6/23/95	Santo Domingo Oeste, D.R.	Tampa (A)	.240	69	275	39	66	16	8	4	11	16	79	28	0.000
							Trenton (AA)	.300	30	120	26	36	9	3	4	26	15	32	11	
							Midland (AA)	.292	30	137	25	40	5	7	4	20	9	33	13	
22	Nuñez, Renato	R-R	6-1	226	4/4/94	Valencia, Venezuela	Nashville (AAA)	.249	126	473	74	118	27	2	32	78	47	141	2	0.048
							OAKLAND	.200	8	15	1	3	0	0	1	3	1	8	0	
28	Olson, Matt	L-R	6-5	241	3/29/94	Atlanta, GA	Nashville (AAA)	.272	79	294	56	80	16	1	23	60	45	83	3	0.103
							OAKLAND	.259	59	189	33	49	2	0	24	45	22	60	0	
18	Pinder, Chad	R-R	6-2	204	3/29/92	Richmond, VA	Nashville (AAA)	.266	17	64	3	17	2	1	1	2	6	23	2	1.047
							OAKLAND	.238	87	282	36	67	15	1	15	42	18	92	2	
10	Semien, Marcus	R-R	6-0	191	9/17/90	San Francisco, CA	OAKLAND	.249	85	342	53	85	19	1	10	40	38	85	12	3.118
							Stockton (A)	.353	5	17	2	6	3	0	1	5	0	2	0	
							Nashville (AAA)	.286	3	14	4	4	0	0	1	3	1	1	0	
#	OUTFIELDERS (9)	B-T	HT	WT	Birthdate	Birthplace	2017 CLUB(S)	AVG	G	AB	R	H	2B	3B	HR	RBI	BB	SO	SB	MLS
20	Canha, Mark	R-R	6-2	213	2/15/89	San Jose, CA	OAKLAND	.208	57	173	16	37	13	1	5	14	7	56	2	2.092
2	Davis, Chris	R-R	5-11	200	12/21/87	Lakewood, CA	Nashville (AAA)	.283	75	272	52	76	25	3	12	50	34	62	4	
11	Fowler, Dustin	L-L	6-0	186	12/29/94	Caldwell, CA	OAKLAND	.247	153	566	91	140	28	1	43	110	73	195	4	4.104
							Scranton/WB (AAA)	.293	70	297	49	87	19	8	13	43	15	63	13	0.095
							NEW YORK (AL)	.000	1	0	0	0	0	0	0	0	0	0	0	
23	Joyce, Matt	L-R	6-2	200	8/3/84	Tampa, FL	OAKLAND	.243	141	469	78	114	33	0	25	68	66	113	4	8.123
56	Lauroano, Ramon	R-R	5-11	195	7/15/94	Santo Domingo, D.R.	Corpus Christi (AA)	.227	123	463	65	105	21	6	11	55	40	110	24	0.000
37	Moss, Brandon	L-R	6-1	210	9/16/83	Monroe, GA	KANSAS CITY	.207	118	362	41	75	14	0	22	50	37	128	2	7.160
25	Piscotty, Stephen	R-R	6-4	210	1/14/91	Pleasanton, CA	ST. LOUIS	.235	107	341	40	80	16	1	9	39	52	87	3	2.076
							Springfield (AA)	.143	3	7	0	1	0	0	0	1	1	1	0	
							Peoria (A)	.200	4	15	0	3	2	0	0	3	0	3	1	
3	Powell, Boog	L-L	5-10	184	1/14/93	Irvine, CA	Memphis (AAA)	.313	8	32	7	10	3	0	4	7	6	7	0	
							Tacoma (AAA)	.340	58	206	46	70	9	2	6	33	28	27	11	0.100
							SEATTLE	.194	23	36	6	7	0	0	2	6	9	0		
							Nashville (AAA)	.250	3	16	1	4	1	0	0	0	1	5	0	
							OAKLAND	.321	29	81	18	26	5	0	3	10	9	21	0	
							Stockton (A)	.250	7	24	5	6	1	0	1	10	5	4	0	
5	Smolinski, Jake	R-R	5-11	212	2/9/89	Rockford, IL	Nashville (AAA)	.129	6	31	4	4	1	0	0	1	0	8	0	3.016
							OAKLAND	.259	16	27	1	7	1	0	0	1	0	6	0	



SAN DIEGO PADRES

ADDRESS

8131 West Paradise Lane
Peoria, AZ 85382

FOLLOW ON SOCIAL MEDIA
 Twitter: @Padres; @LosPadres
 Instagram: padres
 Snapchat: padres
 Facebook: www.facebook.com/Padres

2017 RECORD

71-91...Fourth Place...NL West...33.0 Games Back

CLUB CONTACTS

Stadium Office	(623) 486-7000
A.J. Preller, Executive Vice President and General Manager	(619) 795-5075
Fred Uhlman, Jr., Vice President and Assistant General Manager	(619) 795-5079
Sam Geaney, Director, Player Development	(619) 795-5392
T.J. Lasita, Director, Player and Staff Services	(619) 795-5352
Spencer Dallin, Manager, Equipment and Clubhouse	(619) 795-5351
Todd Stephenson, Manager, Peoria Operations/Spring Training	(619) 795-5247
Craig Hughner, Director, Communications	(619) 648-7395
Darren Feeny, Manager, Media Relations	(619) 795-5293
J.P. Nolan, Coordinator, Media Relations	(818) 200-6027
Media Relations Office	(623) 795-5295
Press Box	(623) 773-8725
Fax (Media Relations)	(623) 486-6549
Fax (Baseball Operations)	(623) 486-6629
Clubhouse	(619) 795-5252

HOTEL INFORMATION

Home: La Quinta, 16321 North 83rd Avenue, Peoria, AZ 85382. Phone: (623) 487-1900.

STADIUM INFORMATION

Peoria Stadium

16101 North 83rd Avenue
Peoria, AZ 85382

Capacity: 12,339

Years at present location (including 2018 season): 25

Dimensions:

Center Field: 410 feet

Left Field Power Alley: 385 feet

Right Field Power Alley: 385 feet

Left Field Foul Pole: 340 feet

Right Field Foul Pole: 340 feet

Media Phones: Several phones are located in the press box.

Media Parking: Parking is available to credentialed media.

Clubhouse Access: Will open daily (excluding scheduled off-days) in the morning before workouts. Closed during workouts. No still photographers allowed in clubhouse unless approved by Media Relations department.

PRE-GAME TIMINGS

Afternoon Games (1:10 p.m. Starts)

Visitors BP: 11:00 a.m. - 12:00 p.m.

Visitors Infield: 12:10 - 12:25 p.m.

Padres Infield: 12:25 - 12:40 p.m.



DIRECTIONS

From 101 North: Exit at Bell Road and proceed east. Make right at first light onto 83rd followed by left at Stadium Way.

TICKET INFORMATION

Tickets for all Padres games at the Peoria Sports Complex are on sale at www.padres.com/spring or by phone at (800) 677-1227. Individual game tickets are priced from \$7 to \$32 with discounts available for advanced purchases and season ticket packages. Tickets are available at the Peoria Stadium ticket office, by phone at (623) 773-8720 or online at www.padres.com.

PHOTO DAY

Wednesday, February 21 at 6:30 a.m.

MINOR LEAGUE INFORMATION

Facility is located at Peoria Sports Complex, (623) 486-7000. Pitchers and catchers report on March 1 and position players report on March 5. First full squad Minor League workout on March 7.

NEW PADRES IN 2018

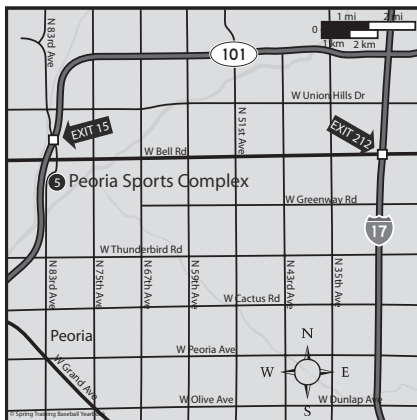
Colten Brewer, RHP
 Freddy Galvis, INF
 Chase Headley, INF
 Kazuhisa Makita, RHP
 Bryan Mitchell, RHP
 Matt Strahm, LHP

GONE FROM 2017

Christian Bethancourt, C
 Jabari Blash, OF
 Ryan Buchter, LHP
 Trevor Cahill, RHP
 Jhoulys Chacin, RHP
 Paul Clemens, RHP
 Jarred Cosart, RHP
 Christian Friedrich, LHP
 Keith Hessler, LHP
 Tyrell Jenkins, RHP
 Zach Lee, RHP
 Brandon Maurer, RHP
 Kevin Quackenbush, RHP
 Jose Rondon, INF
 Jose Ruiz, RHP
 Luis Sardíñas, INF
 Ryan Schimpf, INF
 Yangervis Solarte, INF
 Cesar Vargas, RHP
 Jered Weaver, RHP

SPRING TRAINING SITES

1969-93 Yuma, AZ
 1994-present Peoria, AZ



NON-ROSTER INVITEES

Pitchers

67 Aro, Jonathan, RHP
 90 Cimber, Adam, RHP
 73 Kennedy, Brett, RHP
 80 Lauer, Eric, LHP
 63 Lloyd, Kyle, RHP
 79 Lucchesi, Joey, LHP
 60 Mariot, Michael, RHP
 74 Nix, Jacob, RHP
 72 Quantrill, Cal, RHP
 38 Ross, Tyson, RHP
 66 Stock, Robert, RHP
 89 Weir, T.J., RHP
 59 Wilhelmson, Tom, RHP
 78 Wingenter, Trey, RHP
 91 Yardley, Eric, RHP
 32 Young, Chris, RHP

Catchers

83 Allen, Austin
 68 Lopez, Raffy
 75 McGee, Stephen

Infielders

9 Coleman, Dusty
 11 Craig, Allen
 87 Naylor, Josh
 84 Tatis, Fernando Jr.
 85 Urias, Luis

Outfielders

71 Peterson, Shane
 86 Reyes, Franmil

RECORD & ATTENDANCE — LAST FIVE YEARS

Year	Record	Attendance
2017	11-21	89,874
2016	10-21-2	95,410
2015	17-12-1	106,328
2014	11-13-6	76,096
2013	16-18	92,638

PADRES™

2018 SPRING TRAINING SCHEDULE

[All Times Local; (ss) — Split Squad for opponent]

Day	Date	Opponent	Site	R/TV	Time
Friday	February 23	Seattle	Peoria		1:10 p.m.
Saturday	February 24	@Oakland	Mesa (Hohokam)		1:05 p.m.
Sunday	February 25	@Los Angeles Angels	Tempe		1:10 p.m.
Monday	February 26	Los Angeles Angels	Peoria		1:10 p.m.
Tuesday	February 27	@Seattle (ss)	Peoria		1:10 p.m.
Wednesday	February 28	Los Angeles Dodgers	Peoria		1:10 p.m.
Thursday	March 1	@Texas (ss)	Surprise		1:05 p.m.
Friday	March 2	Kansas City	Peoria		1:10 p.m.
Saturday	March 3	@Oakland	Mesa (Hohokam)		1:05 p.m.
Sunday	March 4	@Chicago White Sox	Glendale		1:05 p.m.
		Oakland	Peoria		1:10 p.m.
Monday	March 5	Arizona	Peoria		6:40 p.m.
Tuesday	March 6	@Kansas City	Surprise		6:05 p.m.
Wednesday	March 7	@San Francisco	Scottsdale		1:05 p.m.
Thursday	March 8	@Chicago Cubs	Mesa (Sloan)		1:05 p.m.
Friday	March 9	Chicago White Sox	Peoria		1:10 p.m.
Saturday	March 10	Cleveland	Peoria		1:10 p.m.
Sunday	March 11	@San Francisco	Scottsdale		3:05 p.m.
Monday	March 12	@Kansas City (ss)	Surprise		12:05 p.m.
Tuesday	March 13	Chicago Cubs (ss)	Peoria		1:10 p.m.
Wednesday	March 14	OPEN DATE			
Thursday	March 15	San Francisco	Peoria		6:40 p.m.
Friday	March 16	Kansas City	Peoria		1:10 p.m.
Saturday	March 17	@Arizona	Salt River Fields		1:10 p.m.
Sunday	March 18	@Los Angeles Dodgers (ss)	Glendale		1:05 p.m.
Monday	March 19	OPEN DATE			
Tuesday	March 20	Cincinnati	Peoria		6:40 p.m.
Wednesday	March 21	@Chicago White Sox	Glendale		1:05 p.m.
Thursday	March 22	@Cleveland	Goodyear		1:05 p.m.
Friday	March 23	Texas	Peoria		6:40 p.m.
Saturday	March 24	@Cincinnati	Goodyear		1:05 p.m.
Sunday	March 25	Seattle	Peoria		12:10 p.m.
Monday	March 26	@El Paso Chihuahuas	El Paso, TX		6:05 p.m.



PEORIA SPORTS COMPLEX - PEORIA, ARIZONA

2018 SAN DIEGO PADRES 40-MAN ROSTER

MANAGER: Andy Green (14), COACHES: Darren Balseley (36), Doug Bochler (45), Glenn Hoffman (30), Josh Johnson (1), Mark McGwire (25), Skip Schumaker (5), Matt Stairs (47), Johnny Washington (28).																				
#	PITCHERS (22)	B-T	HT	WT	Birthdate	Birthplace	2017 CLUB(S)	W-L	ERA	G	GS	CG	SV	IP	H	R	ER	BB	SO	MLS
77	Baumann, Buddy	L-L	5-10	193	12/9/87	Chicago, IL	SAN DIEGO	2-1	2.55	23	0	0	0	17.2	11	5	5	7	21	1,125
							El Paso (AAA)	0-0	1.59	3	0	0	1	5.2	4	1	1	1	7	
							San Antonio (AA)	0-0	5.40	4	0	0	0	3.1	4	2	2	2	3	
							AZL Padres 1 (R)	0-1	27.00	1	1	0	0	0.1	1	3	1	2	0	
							AZL Padres 2 (R)	0-0	0.00	3	1	0	0	3.2	2	0	0	0	4	
							Scranton/WB (AAA)	0-0	11.70	6	0	0	1	10.0	17	16	13	4	11	0,000
54	Brewer, Colten	R-R	6-4	230	10/29/92	Dallas, TX	Trenton (AA)	3-1	1.31	29	0	0	11	41.1	37	10	6	11	43	
							Tampa (A)	0-0	0.00	6	0	0	2	9.1	3	0	0	1	15	
							SAN DIEGO	0-0	6.57	11	0	0	0	12.1	12	9	9	2	7	4,133
56	Capps, Carter	R-R	6-4	229	8/7/90	Kinston, NC	El Paso (AAA)	1-1	2.81	24	0	0	2	25.2	18	15	8	9	28	
							Lake Elsinore (A)	0-0	0.00	2	1	0	0	2.0	0	0	0	2	2	
65	Castillo, Jose	R-R	6-4	200	1/10/96	Valencia, Venezuela	San Antonio (AA)	1-0	2.89	8	0	0	0	9.1	8	3	3	4	10	0,000
							Lake Elsinore (A)	3-2	2.87	39	0	0	1	47.0	38	19	15	22	49	
43	Diaz, Miguel	R-R	6-0	211	11/28/94	San Cristobal, D.R.	SAN DIEGO	1-1	7.34	31	3	0	0	41.2	44	35	34	25	33	1,000
							Lake Elsinore (A)	0-0	3.68	2	2	0	0	7.1	8	3	3	5	5	
							AZL Padres 1 (R)	1-0	0.00	1	0	0	0	2.0	0	0	0	1	2	
41	Erlin, Robbie	R-L	5-11	201	10/8/90	Oakland, CA	SAN DIEGO	3-4	2.16	72	0	0	21	79.1	54	20	19	20	104	3,078
52	Hand, Brad	L-L	6-3	223	3/20/90	Minneapolis, MN	SAN DIEGO	7-8	4.57	21	21	0	0	114.1	88	63	58	54	139	4,092
64	Lamet, Dineson	R-R	6-4	187	7/18/92	Santo Domingo, D.R.	El Paso (AAA)	3-2	3.23	8	8	0	0	39.0	32	17	14	20	50	0,130
62	Lockett, Walker	R-R	6-6	245	5/3/94	Jacksonville, FL	El Paso (AAA)	5-2	4.39	10	10	0	0	55.1	67	37	27	13	33	0,000
							AZL Padres 2 (R)	0-1	5.40	4	4	0	0	10.0	11	8	6	4	12	
27	Lyles, Jordan	R-R	6-4	230	10/19/90	Hartsville, SC	COLORADO	0-2	6.94	33	0	0	0	46.2	61	37	36	12	33	6,002
							SAN DIEGO	1-3	9.39	5	5	0	0	23.0	35	24	24	10	22	
							El Paso (AAA)	1-1	4.50	5	5	0	0	20.0	20	11	10	8	20	
53	Makita, Kazuhisa	R-R	5-10	181	11/19/84	Yaizu, Japan	Scrba (NPB)	3-3	2.30	58	0	0	0	62.2	59	18	16	5	35	0,000
88	Maton, Phil	R-R	6-3	220	3/25/93	Paducah, KY	SAN DIEGO	3-2	4.19	46	0	0	1	43.0	41	23	20	14	46	0,113
44	McGrath, Kyle	L-L	6-2	185	7/31/92	Louisville, KY	El Paso (AAA)	1-1	2.84	23	0	0	13	25.1	22	10	8	8	31	
							SAN DIEGO	0-0	2.84	17	0	0	0	19.0	14	6	6	6	16	0,067
							El Paso (AAA)	0-0	1.50	5	0	0	0	6.0	3	1	1	0	5	
							San Antonio (AA)	1-1	2.66	20	0	0	0	23.2	16	10	7	4	27	
50	Mitchell, Bryan	L-R	6-3	210	4/19/91	Reidsville, NC	NEW YORK (AL)	1-1	5.79	20	1	0	1	32.2	42	24	21	13	17	2,049
							Scranton/WB (AAA)	3-3	3.25	14	13	0	0	63.2	59	26	23	13	66	
61	Perdomo, Luis	R-R	6-2	193	5/9/93	Santo Domingo, D.R.	SAN DIEGO	8-11	4.67	29	29	0	0	163.2	182	97	85	65	118	2,000
29	Rea, Colin	R-R	6-5	253	7/1/90	Cascade, IA	SAN DIEGO	8-15	4.79	32	32	2	0	197.1	240	114	105	59	151	2,055
3	Richard, Clayton	L-L	6-5	239	9/12/83	Lafayette, IN	SAN DIEGO	2-3	3.14	60	0	0	0	80.1	68	29	28	28	74	7,163
34	Stammen, Craig	R-R	6-4	230	3/9/84	North Star, OH	SAN DIEGO	2-5	5.45	24	3	0	0	34.2	30	22	21	22	37	6,160
55	Strahm, Matt	R-L	6-3	185	11/12/91	West Fargo, ND	KANSAS CITY	0-0	0.00	4	0	0	0	5.0	2	0	0	0	7	1,064
							Omaha (AAA)													

#	PITCHERS (cont'd)	B-T	HT	WT	Birthdate	Birthplace	2017 CLUB(S)	W-L	ERA	G	GS	CG	SV	IP	H	R	ER	BB	SO	MLS
76	Torres, Jose	L-L	6-2	196	9/24/93	Caracas, Venezuela	SAN DIEGO	7-4	4.21	62	0	0	0	68.1	63	34	32	16	63	1,012
57	Wreck, Brad	L-L	6-9	255	10/14/91	Amarillo, TX	El Paso (AAA)	0-0	10.29	9	0	0	0	7.0	11	9	8	10	8	0,000
							SAN Antonio (AA)	2-1	2.64	31	0	0	7	30.2	21	12	9	13	51	
							AZL Padres 2 (R)	0-0	0.00	1	0	0	0	1.0	0	0	0	0	2	
39	Yates, Kirby	L-R	5-10	210	3/25/87	Lihue, HI	LOS ANGELES (AL)	0-0	18.00	1	0	0	0	1.0	2	2	2	0	1	3,021
							SAN DIEGO	4-5	3.72	61	0	0	1	55.2	42	26	23	19	87	
							Salt Lake (AAA)	0-0	2.57	6	0	0	1	7.0	8	2	2	3	14	
#	CATCHERS (3)	B-T	HT	WT	Birthdate	Birthplace	2017 CLUB(S)	AVG	G	AB	R	H	2B	3B	HR	RBI	BB	SO	SB	MLS
58	Gale, Rocky	R-R	6-1	184	2/22/88	Portland, OR	SAN DIEGO	.100	3	10	1	1	0	0	1	2	0	2	0	0,047
18	Hedges, Austin	R-R	6-0	214	8/18/92	San Juan Capistrano, CA	El Paso (AAA)	.278	103	342	43	95	20	2	2	37	24	55	0	1,166
							SAN DIEGO	.214	120	387	36	83	17	0	18	55	23	122	4	
							AZL Padres 1 (R)	.000	1	3	0	0	0	0	0	0	0	2	0	
21	Torrrens, Luis	R-R	5-11	198	5/2/96	Valencia, Venezuela	SAN DIEGO	.163	56	123	7	20	3	1	0	7	12	30	0	1,000
#	INFELDERS (8)	B-T	HT	WT	Birthdate	Birthplace	2017 CLUB(S)	AVG	G	AB	R	H	2B	3B	HR	RBI	BB	SO	SB	MLS
20	Asuaje, Carlos	L-R	5-9	161	11/2/91	Barquisimeto, Venezuela	SAN DIEGO	.270	89	307	28	83	14	1	4	21	28	76	0	0,116
							El Paso (AAA)	.250	62	228	44	57	9	5	3	35	40	33	1	
17	Córdoba, Allen	R-R	6-2	207	12/6/95	Changuinola, Venezuela	SAN DIEGO	.208	100	202	17	42	2	2	4	15	18	54	2	1,000
13	Galvis, Freddy	S-R	5-10	185	11/14/89	Punto Fijo, Venezuela	PHILADELPHIA	.255	162	608	71	155	29	6	12	61	45	111	14	5,021
70	Guerra, Javy	L-R	6-0	178	9/25/95	David, Panama	San Antonio (AA)	.212	39	132	18	28	6	0	3	15	8	46	0	0,000
							Lake Elsinore (A)	.226	89	349	38	79	18	5	6	38	19	113	2	
12	Headley, Chase	S-R	6-2	215	5/9/84	Fountain, CO	NEW YORK (AL)	.273	147	512	77	140	30	1	12	61	60	132	9	9,123
4	Myers, Wil	R-R	6-3	212	12/10/90	Thomasville, NC	SAN DIEGO	.243	155	567	80	138	29	3	30	74	70	180	20	4,104
15	Spangenberg, Cory	L-R	6-0	191	3/16/91	Clarks Summit, PA	SAN DIEGO	.264	129	444	57	117	18	2	13	46	34	128	11	3,016
							El Paso (AAA)	.348	17	66	8	23	3	1	7	4	8	3	0	
22	Villanueva, Christian	R-R	5-11	210	6/19/91	Guadalajara, Mexico	SAN DIEGO	.344	12	32	5	11	1	0	4	7	0	10	0	1,014
							El Paso (AAA)	.296	109	398	69	118	28	2	20	86	43	83	4	
#	OUTFIELDERS (7)	B-T	HT	WT	Birthdate	Birthplace	2017 CLUB(S)	AVG	G	AB	R	H	2B	3B	HR	RBI	BB	SO	SB	MLS
33	Cordero, Franchy	L-R	6-3	215	9/2/94	Azua, D.R.	SAN DIEGO	.228	30	92	15	21	3	3	3	9	6	44	1	0,038
							El Paso (AAA)	.326	93	390	68	127	21	18	17	64	23	118	15	
24	Dickerson, Alex	L-L	6-3	236	5/26/90	Poway, CA	SAN DIEGO	.187	27	75	10	14	2	0	0	1	9	28	4	1,146
16	Jankowski, Travis	L-R	6-2	183	6/15/91	Lancaster, PA	El Paso (AAA)	.266	35	139	20	37	5	1	0	11	18	28	8	2,014
7	Margot, Manuel	R-R	5-11	188	9/28/94	San Cristobal, D.R.	SAN DIEGO	.263	126	487	53	128	18	7	13	39	35	106	17	1,012
							El Paso (AAA)	.150	5	20	1	3	0	1	0	4	3	4	2	
2	Pirela, Jose	R-R	5-11	215	11/21/89	Valera, Venezuela	SAN DIEGO	.288	83	312	43	90	25	4	10	40	27	71	4	1,096
10	Renfroe, Hunter	R-R	6-2	228	1/28/92	Crystal Springs, MS	El Paso (AAA)	.331	48	181	37	60	10	3	13	42	15	26	8	0,165
							SAN DIEGO	.231	122	445	51	103	25	1	26	58	27	140	3	
							El Paso (AAA)	.509	14	55	18	28	7	1	4	18	6	7	1	
23	Szczur, Matt	R-R	6-0	200	7/20/89	Cape May, NJ	CHICAGO (NL)	.211	15	19	2	4	1	0	0	3	2	4	0	2,134
							SAN DIEGO	.227	104	176	26	40	11	2	3	15	32	40	0	



SAN FRANCISCO GIANTS

ADDRESS

Scottsdale Stadium
7408 East Osborn Road
Scottsdale, AZ 85251

FOLLOW ON SOCIAL MEDIA

Twitter: @SFGiants; @SFG_Stats

Instagram: sfgiants

Snapchat: SFGiants

Facebook: www.facebook.com/Giants

2017 RECORD

64-98...Fifth Place...NL West...40.0 Games Back

CLUB CONTACTS

Stadium Office.....	(480) 990-7972
Brian Sabean, Executive Vice President of Baseball Operations.....	(415) 972-1910*
Bobby Evans, Senior Vice President and General Manager.....	(415) 972-1918*
Sara Hunt, Vice President, Giants Enterprises.....	(415) 972-2429*
Ryann Greenberg, Director of Spring Training Operations.....	(415) 972-1815*
Jake Whitcomb, Manager, Event Operations.....	(415) 972-1805*
Matt Chisholm, Senior Director, Media Relations.....	(415) 972-2441*
Erwin Higueros, Senior Manager, Hispanic Communications & Marketing.....	(415) 972-2442*
Liam Connolly, Media Relations Manager.....	(415) 972-2448*
Megan Brown, Media Relations Coordinator.....	(415) 972-2440*
Press Box.....	(480) 990-2924
Minor League Facility.....	(480) 990-0052

*All San Francisco office numbers will ring down to Scottsdale during Spring Training.

STADIUM INFORMATION

Scottsdale Stadium (address above)

Capacity: 12,000

Years at present location (including 2018 season): 37

Dimensions:

Center Field: 430 feet

Left Field Foul Pole: 360 feet

Right Field Foul Pole: 330 feet

PRE-GAME TIMINGS

Afternoon Games (1:05 p.m. Starts)

Giants BP: 10:15 - 11:15 a.m.

Visitors BP: 11:15 a.m. - 12:15 p.m.

Visitors Infield: 12:20 - 12:30 p.m.

Afternoon Games (3:05 p.m. Starts)

Giants BP: 12:00 - 1:00 p.m.

Visitors BP: 1:00 - 2:00 p.m.

Visitors Infield: 2:05 - 2:15 p.m.

Afternoon Games (4:05 p.m. Starts)

Giants BP: 1:00 - 2:00 p.m.

Visitors BP: 2:00 - 3:00 p.m.

Visitors Infield: 3:05 - 3:15 p.m.

Evening Games (7:05 p.m. Starts)

Giants BP: 4:00 - 5:00 p.m.

Visitors BP: 5:00 - 6:00 p.m.

Visitors Infield: 6:05 - 6:15 p.m.

TRAINING INFORMATION

The Giants will train at Scottsdale Stadium from February 14 - March 23.



DIRECTIONS

Stadium — Two blocks east of North Scottsdale Road at the intersection of Osborn and Civic Center Drive.

Minor League Training Site — Giants Baseball Complex is located at the intersection of North Hayden and Camelback Roads, one mile east of N. Scottsdale Road.

TICKET INFORMATION

Giants ticket prices vary daily based on market demand. Visit www.sfgiants.com for more information.

Spring tickets can be purchased at Giants Dugout Stores and the Giants box office at AT&T Park. In the greater Phoenix area, tickets will be sold at the Scottsdale Stadium box office. Tickets may be purchased via phone at 1-877-4SFGTIX or online at www.sfgiants.com.

PHOTO DAY

Tuesday, February 20 at 6:30 a.m.

MINOR LEAGUE INFORMATION

Facility is located at Giants Baseball Complex. Minor League International travelers report February 27. U.S.-based Minor League players report March 1.

NEW GIANTS IN 2018

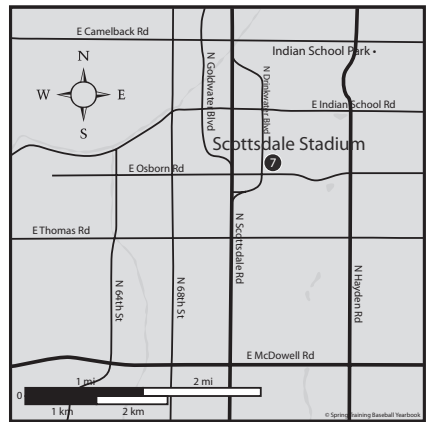
Austin Jackson, OF
Evan Longoria, INF
Andrew McCutchen, OF

GONE FROM 2017

Matt Cain, RHP
Kyle Crick, RHP
Conor Gillaspie, INF
George Kontos, RHP
Matt Moore, LHP
Eduardo Nuñez, INF
Denard Span, OF
Albert Suarez, RHP

RECORD & ATTENDANCE — LAST FIVE YEARS

Year	Record	Attendance
2017	20-16	192,085
2016	11-18-3	177,699
2015	11-20-2	177,847
2014	17-12-1	156,067
2013	16-16-4	168,820



NON-ROSTER INVITEES

Pitchers

87	Cyr, Tyler, RHP
75	Flores, Jose, RHP
45	Holland, Derek, LHP
83	Rodriguez, Dereck, RHP
76	Suarez, Andrew, LHP
66	Valdez, Jose, RHP
71	Younginer, Madison, RHP

Catchers

14	Brown, Trevor
72	O'Conner, Justin
57	Sanchez, Hector

Infielders

88	Blanco, Andres
46	Calixte, Orlando
2	d'Arnaud, Chase
82	Hanson, Alen
80	Jensen, Kyle
19	Rutledge, Josh

Outfielders

1	Blanco, Gregor
78	Duggar, Steven
79	Shaw, Chris

SPRING TRAINING SITES

1900-02	New York, NY	1936	Pensacola, FL
1903-05	Savannah, GA	1937	Havana, Cuba
1906	Memphis, TN	1938-39	Baton Rouge, LA
1907	Los Angeles, CA	1940	Winter Haven, FL
1908-18	Marlin Sps., TX	1941-43	Miami, FL
1919	Gainesville, FL	1943-45	Lakewood, NJ
1920-23	San Antonio, TX	1946	Miami, FL
1924-27	Sarasota, FL	1947-50	Phoenix, AZ
1928	Augusta, GA	1951	St. Petersburg, FL
1929-31	San Antonio, TX	1952-80	Phoenix, AZ
1932-33	Los Angeles, CA	1982-present	Scottsdale, AZ
1934-35	Miami Beach, FL		

GIANTS™

2018 SPRING TRAINING SCHEDULE

[All Times Local; (ss) — Split Squad for opponent]

Day	Date	Opponent	Site	R/T/V	Time
Friday	February 23	Milwaukee (ss)	Scottsdale	R	1:05 p.m.
Saturday	February 24	@Los Angeles Dodgers (ss)	Glendale	R	1:05 p.m.
Sunday	February 25	Chicago Cubs	Scottsdale	R	1:05 p.m.
Monday	February 26	Kansas City	Scottsdale	W	1:05 p.m.
Tuesday	February 27	Arizona	Scottsdale	W	1:05 p.m.
Wednesday	February 28	@Milwaukee	Maryvale	W	1:05 p.m.
Thursday	March 1	Los Angeles Angels	Scottsdale	W	1:05 p.m.
Friday	March 2	Cincinnati	Scottsdale	W	1:05 p.m.
Saturday	March 3	Texas	Scottsdale	R	1:05 p.m.
		@Cleveland	Goodyear		1:05 p.m.
Sunday	March 4	Los Angeles Dodgers	Scottsdale	R/N	1:05 p.m.
Monday	March 5	@Texas	Surprise	W	1:05 p.m.
Tuesday	March 6	OPEN DATE			
Wednesday	March 7	San Diego	Scottsdale	W	1:05 p.m.
Thursday	March 8	@Seattle	Peoria	W	6:40 p.m.
Friday	March 9	Seattle	Scottsdale	W	1:05 p.m.
Saturday	March 10	Los Angeles Angels (ss)	Scottsdale	R	1:05 p.m.
		@Los Angeles Angels (ss)	Tempe		1:10 p.m.
Sunday	March 11	San Diego	Scottsdale	R/T	1:05 p.m.
Monday	March 12	@Oakland	Mesa (Hohokam)	R	1:05 p.m.
Tuesday	March 13	@Chicago Cubs (ss)	Mesa (Sloan)	W	7:05 p.m.
Wednesday	March 14	@Seattle	Peoria	W	6:40 p.m.
Thursday	March 15	@San Diego	Peoria	W	6:40 p.m.
Friday	March 16	OPEN DATE			
Saturday	March 17	@Cincinnati	Goodyear		1:05 p.m.
		Oakland (ss)	Scottsdale	R/T	4:05 p.m.
Sunday	March 18	@Colorado	Salt River Fields	R	1:10 p.m.
Monday	March 19	Cleveland	Scottsdale	W	1:05 p.m.
Tuesday	March 20	@Kansas City	Surprise	W	6:05 p.m.
Wednesday	March 21	@Arizona	Salt River Fields	W	6:40 p.m.
Thursday	March 22	Chicago Cubs	Scottsdale	R/N	7:05 p.m.
Friday	March 23	Kansas City (ss)	Scottsdale	W/T	1:05 p.m.
Saturday	March 24	@Sacramento River Cats	Sacramento, CA	R	6:05 p.m.
Sunday	March 25	@Oakland	Oakland Coliseum	R	1:05 p.m.
Monday	March 26	Oakland	AT&T Park	R/N	7:15 p.m.
Tuesday	March 27	Oakland	AT&T Park	R/N	6:05 p.m.

(R) KNBR 680 AM • (W) SFGiants.com Webcast
 (T) KNTV NBC Bay Area • (N) NBC Sports Bay Area



SCOTTSDALE STADIUM - SCOTTSDALE, ARIZONA

2018 SAN FRANCISCO GIANTS 40-MAN ROSTER

#	PITCHERS (22)	MANAGER: Bruce Bochy (15)	COACHES: Jose Aguacil (17), Matt Herges (77), Hensley Meulens (31), Alonzo Powell (33), Rick Schu (39), Ron Worut (23), Curt Young (43)	B-T	HT	WT	Birthdate	Birthplace	W-L	ERA	G	GS	CG	SV	IP	H	R	ER	BB	SO	MLS
38	Beede, Tyler	R-R	6-3	210	5/23/93	Worcester, MA	8-12	4.78	34	24	1	0	0	0	109.0	121	68	58	39	83	0.000
26	Blaich, Tyson	R-L	6-2	200	10/20/90	Denver, CO	4-9	3.32	17	17	1	0	0	0	163.2	179	91	87	43	73	1.032
40	Bumgarner, Madison	R-L	6-5	250	8/1/89	Hickory, NC	0-0	0.00	1	1	0	0	0	0	3.0	0	0	0	1	2	7.127
							0-0	9.82	1	1	0	0	0	0	3.2	7	4	4	1	2	
							0-0	0.00	1	1	0	0	0	0	10.0	11	10	9	2	13	
47	Cueto, Johnny	R-R	5-11	220	2/15/86	San Pedro de Macoris, D.R.	8-8	4.52	25	25	0	0	0	0	147.1	160	77	74	53	136	10.000
							0-0	0.00	1	1	0	0	0	0	3.0	3	0	0	0	1	
							0-1	6.75	2	2	0	0	0	0	6.2	11	8	5	1	8	
49	Dyson, Sam	R-R	6-1	210	5/7/88	Tampa, FL	3-4	4.03	38	0	0	14	38.0	36	18	17	18	27	3.124	27	
							1-6	10.80	17	0	0	0	0	0	16.2	31	23	20	12	7	
							0-0	4.50	2	0	0	0	0	0	2.0	2	1	1	1	2	
70	Fernandez, Julian	R-R	6-2	160	12/5/95	Boca Chica, D.R.	1-2	3.26	51	0	0	3	58.0	54	28	21	18	57	0.000	57	
26	Gearrin, Cory	R-R	6-3	200	4/14/86	Chattanooga, TN	4-3	1.99	68	0	0	0	68.0	50	16	15	35	64	4.136	64	
67	Gomez, Roberto	R-R	6-5	180	8/3/89	Santo Domingo, D.R.	0-0	8.44	4	0	0	0	5.1	9	5	5	1	6	0.027	6	
							3-9	4.07	38	13	0	0	0	0	97.1	100	52	44	38	89	
68	Gregorio, Joan	R-R	6-7	180	1/12/92	Santo Domingo, D.R.	4-4	3.04	13	13	0	0	0	0	74.0	63	35	25	35	61	0.000
73	Herb, Tyler	R-R	6-2	175	4/28/92	Harrisburg, PA	6-4	3.31	16	16	0	0	98.0	97	40	36	30	88	0.000	88	
							2-3	2.76	10	10	1	0	0	0	56.1	61	27	20	18	48	
86	Johnson, Chase	R-R	6-3	190	1/9/92	Fallbrook, CA	0-2	4.35	6	0	0	0	0	0	10.1	11	5	5	0	9	0.000
58	Johnson, Pierce	R-R	6-3	200	5/10/91	Denver, CO	0-0	0.00	1	0	0	0	0	0	1.0	2	2	0	1	2	0.003
							3-2	4.31	43	1	0	0	0	9	54.1	52	26	26	27	74	
64	Law, Derek	R-R	6-2	210	9/14/90	Pittsburgh, PA	4-1	5.06	41	0	0	0	4	37.1	45	21	21	14	35	1.110	
							1-1	2.48	25	0	0	0	10	32.2	32	9	9	12	26	29	
41	Melancon, Mark	R-R	6-2	210	3/28/85	Wheat Ridge, CO	1-2	4.50	32	0	0	0	11	30.0	37	16	15	6	29	7.098	
							0-0	0.00	1	1	0	0	0	0	1.0	0	0	0	1	0	
							0-0	13.50	3	3	0	0	0	0	2.2	6	4	4	0	4	
54	Moronta, Reyes	R-L	6-3	195	6/20/93	Bonao, D.R.	0-0	2.70	7	0	0	0	0	6.2	6	2	2	3	11	0.028	
							0-1	0.00	2	0	0	0	0	0	2.0	0	0	0	4	0	
							0-1	4.00	19	0	0	0	5	18.0	15	9	8	12	26	26	
							3-0	2.12	13	0	0	0	0	0	17.0	13	4	4	8	17	
32	Okert, Steven	L-L	6-3	210	7/9/91	Riverside, CA	1-1	5.67	44	0	0	0	0	27.0	24	18	17	11	22	0.155	
							3-0	3.20	24	0	0	0	6	25.1	15	10	9	8	21	2.075	
61	Osich, Josh	L-L	6-2	230	9/3/88	Boise, ID	3-2	6.23	54	0	0	0	0	43.1	48	32	30	27	43	8	
							1-1	7.71	9	0	0	0	2	9.1	12	11	8	3	8		
29	Samardzija, Jeff	R-R	6-5	225	1/23/85	Merrillville, IN	9-15	4.42	32	32	1	0	0	207.2	204	107	102	32	205	8.028	
13	Smith, Will	R-L	6-5	265	7/10/89	North Augusta, SC	4-0	2.42	36	0	0	0	0	52.0	38	20	14	18	43	4.155	
85	Sneltens, D.J.	L-L	6-7	245	5/29/92	Lake Forest, IL	4-1	1.66	15	0	0	0	0	21.2	19	6	4	5	28	0.000	
34	Stratton, Chris	R-R	6-3	190	8/22/90	Tupelo, MS	4-4	3.68	13	10	0	1	58.2	59	25	24	28	51	0.120		
							4-5	5.11	15	15	0	0	0	79.1	94	49	45	22	71		
60	Strickland, Hunter	R-R	6-4	220	9/24/88	Thomaston, GA	4-3	2.64	68	0	0	1	61.1	59	20	18	29	58	2.163		

#	CATCHERS (3)	B-T	HT	WT	Birthdate	Birthplace	2017 CLUB(S)	AVG	G	AB	R	H	2B	3B	HR	RBI	BB	SO	SB	MLS
74	Garcia, Aramis	R-R	6-2	220	1/12/93	Hialeah, FL	Richmond (AA)	.282	22	78	11	22	12	0	0	8	9	21	0	0.000
							San Jose (A)	.272	81	324	43	88	20	1	17	65	15	73	0	
5	Hundley, Nick	R-R	6-1	205	9/8/83	Corvallis, OR	SAN FRANCISCO	.244	101	287	27	70	23	0	9	35	12	81	0	9.059
28	Posey, Buster	R-R	6-1	215	3/27/87	Leesburg, GA	SAN FRANCISCO	.320	140	494	62	158	34	0	12	67	61	66	6	7.161
#	INFELDERS (8)	B-T	HT	WT	Birthdate	Birthplace	2017 CLUB(S)	AVG	G	AB	R	H	2B	3B	HR	RBI	BB	SO	SB	MLS
9	Belt, Brandon	L-L	6-5	220	4/20/88	Nacogdoches, TX	SAN FRANCISCO	.241	104	382	63	192	27	3	18	51	66	104	3	6.128
35	Crawford, Brandon	L-R	6-2	215	1/21/87	Mountain View, CA	SAN FRANCISCO	.253	144	518	58	131	34	1	14	77	42	113	3	6.094
							Richmond (AA)	.500	2	8	1	4	1	0	0	0	0	0	0	0
							SAN FRANCISCO	.242	22	33	3	8	2	0	0	2	0	6	0	0.087
52	Gomez, Miguel	S-R	5-10	195	12/17/92	Santo Domingo, D.R.	SAN FRANCISCO	.305	78	308	43	94	19	2	8	38	12	36	0	0.100
63	Jones, Ryder	L-R	6-3	215	6/7/94	Seattle, WA	Richmond (AA)	.173	53	150	12	26	5	2	2	5	10	52	1	0.100
							SAN FRANCISCO	.312	64	237	44	74	19	2	13	44	29	53	7	9.170
10	Longoria, Evan	R-R	6-2	210	10/7/85	Downey, CA	Sacramento (AAA)	.261	156	613	71	160	36	2	20	86	46	109	6	3.100
12	Panik, Joe	L-R	6-1	190	10/30/90	Yonkers, NY	TAMPA BAY	.288	138	511	60	147	28	5	10	53	46	54	4	
							SAN FRANCISCO	.000	1	2	0	0	0	0	0	0	0	1	0	
							Sacramento (AAA)	.000	1	3	0	0	0	0	0	0	0	1	0	
48	Sandoval, Pablo	S-R	5-11	255	8/11/86	Puerto Cabello, Venezuela	BOSTON	.212	32	99	10	21	2	0	4	12	8	24	0	9.042
							SAN FRANCISCO	.225	47	160	17	36	9	0	5	20	8	29	0	
							Pawtucket (AAA)	.221	20	77	7	17	3	0	1	4	4	16	0	
							San Jose (A)	.222	3	9	0	2	0	0	0	1	2	0	0	
							Sacramento (AAA)	.207	9	29	4	6	1	0	1	3	5	3	0	
37	Tomlinson, Kelly	R-R	6-3	180	6/16/90	Chickasha, OK	SAN FRANCISCO	.258	104	194	32	50	4	2	1	11	23	46	9	2.001
							Sacramento (AAA)	.296	26	108	17	32	6	0	0	8	13	12	9	
#	OUTFIELDERS (7)	B-T	HT	WT	Birthdate	Birthplace	2017 CLUB(S)	AVG	G	AB	R	H	2B	3B	HR	RBI	BB	SO	SB	MLS
7	Hernandez, Gorkys	R-R	6-1	190	9/7/87	Guiria, Venezuela	SAN FRANCISCO	.255	128	310	40	79	20	1	0	22	31	73	12	2.013
16	Jackson, Austin	R-R	6-1	205	2/1/87	Denton, TX	CLEVELAND	.318	85	280	46	89	19	3	7	35	33	64	3	8.000
							Columbus (AAA)	.333	8	27	2	9	3	0	1	4	2	6	2	
22	McCutchen, Andrew	R-R	5-10	195	10/10/86	Fort Meade, FL	PITTSBURGH	.279	156	570	4	159	30	2	28	88	73	116	11	8.123
6	Parker, Jarrett	L-L	6-4	210	1/1/89	Fort Belvoir, VA	SAN FRANCISCO	.247	51	166	14	41	12	2	4	23	10	54	2	1.143
							Sacramento (AAA)	.232	30	112	22	26	5	0	3	8	21	31	1	
8	Pence, Hunter	R-R	6-4	220	4/13/83	Fort Worth, TX	SAN FRANCISCO	.260	134	493	55	128	13	5	13	67	40	102	2	10.156
							San Jose (A)	.300	3	10	3	3	0	0	0	0	2	2	0	
53	Slater, Austin	R-R	6-2	215	12/13/92	Jacksonville, FL	SAN FRANCISCO	.282	34	117	15	33	3	1	3	16	8	29	0	0.122
							Sacramento (AAA)	.321	50	184	28	59	12	0	5	27	15	39	4	
51	Williamson, Mac	R-R	6-4	240	7/15/90	Jacksonville, FL	SAN FRANCISCO	.235	28	68	8	16	2	0	3	6	5	25	1	1.049
							San Jose (A)	.167	2	6	1	1	0	0	0	0	1	3	0	
							Sacramento (AAA)	.244	94	352	54	86	21	0	14	50	25	100	4	



SEATTLE MARINERS

ADDRESS

Peoria Sports Complex
15707 North 83rd Avenue
Peoria, AZ 85382

FOLLOW ON SOCIAL MEDIA
Twitter: @Mariners; @losmarineros; @MarinersPR
Instagram: mariners
Snapchat: Mariners
Facebook: www.facebook.com/Mariners

2017 RECORD

78-84...Tied for Third Place...AL West...23.0 Games Back

CLUB CONTACTS

Stadium Office.....	(623) 776-4800
Jerry Dipoto, Executive Vice President & GM of Baseball Operations.....	776-4803
Jeff Kingston, Vice President & Assistant GM of Baseball Operations.....	776-4807
Jack Mosimann, Director, Baseball Operations.....	776-4809
Tim Hevly, Vice President, Communications.....	776-4810
Kelly Munro, Senior Manager, Baseball Information.....	776-4833
Ryan Hueter, Coordinator, Baseball Information.....	776-4806
Press Box.....	412-4215
PR Fax.....	776-4829
Minor League Facility.....	776-4800

*All Seattle administrative office numbers will ring down to Peoria during Spring Training.

HOTEL INFORMATION

Home: La Quinta Inn; 16321 North 83rd Avenue, Peoria, AZ 85382. Phone: (623) 487-1900.

STADIUM INFORMATION

Peoria Sports Complex
15707 North 83rd Avenue
Peoria, AZ 85382

Capacity: 12,000 (includes outfield lawn seating)
Years at present location (including 2018 season): 26

Dimensions:

Center Field: 410 feet

Left Field Power Alley: 385 feet

Right Field Power Alley: 385 feet

Left Field Foul Pole: 340 feet

Right Field Foul Pole: 340 feet

Media Phones: 12 telephones and a fax machine are available.

PRE-GAME TIMINGS

Afternoon Games (1:10 p.m. Starts)
Mariners workouts begin at 10:00 a.m.

Night Games (6:40 p.m. Starts)
Mariners workouts begin at 3:30 p.m.

DIRECTIONS

From I-10: Take Loop 101 North. Exit Bell Road (exit 14) and head east. Turn south on 83rd Avenue. Peoria Sports Complex is approximately one-quarter mile down on the east side of 83rd Avenue.

From I-17: Take Loop 101 West and exit on Bell Road east (exit 14). From Bell Road, turn south on 83rd Avenue. Peoria Sports Complex is approximately one-quarter mile down on the east side of 83rd Avenue.

TICKET INFORMATION

Tickets may be purchased via phone at 800-677-1227, online at www.mariners.com, or in person at the Peoria Sports Complex box office located at 16101 N. 83rd Ave., Peoria, AZ 85382. Individual game tickets are priced from \$8 to \$29.

PHOTO DAY

Wednesday, February 21 at 8:00 a.m. Call Mariners Baseball Information department in advance to request a location.

MINOR LEAGUE INFORMATION

Facility is adjoining the Major League complex, (623) 776-4800. Minor League pitchers and catchers report on March 5 and work out on March 7. Position players report on March 10 and work out on March 13.

NEW MARINERS IN 2018

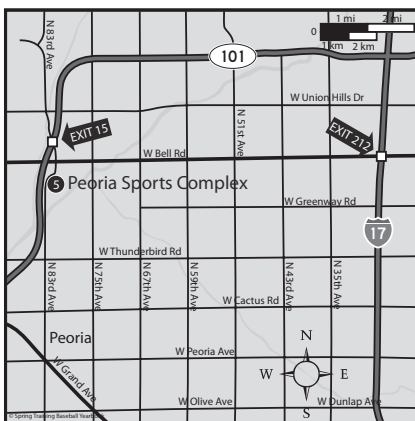
Shawn Armstrong, RHP
 Chasen Bradford, RHP
 Mike Ford, INF
 David Freitas, C
 Dee Gordon, OF
 Ryon Healy, INF
 Sam Moll, LHP
 Mike Morin, RHP
 Juan Nicasio, RHP
 Cameron Perkins, OF
 Andrew Romine, INF
 Nick Rumbelow, RHP

GONE FROM 2017

Andrew Albers, RHP
 Yonder Alonso, INF
 Steve Cishek, RHP
 Zac Curtis, RHP
 Jarrod Dyson, OF
 Casey Fien, RHP
 Mike Freeman, INF
 Paul Fry, LHP
 Yovani Gallardo, RHP
 Chris Heston, RHP
 Cody Martin, RHP
 Leonys Martin, OF
 Shawn O'Malley, INF
 Dillon Overton, LHP
 Emilio Pagan, RHP
 Boog Powell, OF
 Carlos Ruiz, C
 Evan Scribner, RHP
 Shae Simmons, RHP
 Tyler Smith, INF
 Drew Smyly, LHP
 Danny Valencia, INF
 Thyago Vieira, RHP
 Ryan Weber, RHP

SPRING TRAINING SITES

1977-92 Tempe, AZ
 1993-present Peoria, AZ



NON-ROSTER INVITEES

Pitchers

56 Bergman, Christian, RHP
 46 Cook, Ryan, RHP
 67 Festa, Matt, RHP
 58 Garton, Ryan, RHP
 18 Iwakuma, Hisashi, RHP
 76 Jiminian, Johendi, RHP
 61 Lawrence, Casey, RHP
 68 Newsome, Ljay, RHP
 59 Warren, Art, RHP

Catchers

69 DeCarlo, Joe
 4 Gosewisch, Tuffy
 54 Odom, Joseph

Infielders

1 Beckham, Gordon
 74 Cowan, Jordan
 56 Hague, Matt
 41 Navarro, Rey
 71 Vincej, Zach

Outfielders

57 Andreoli, John
 72 Aplin, Andrew
 73 Bishop, Braden
 70 Miller, Ian
 45 Nieuwenhuis, Kirk

RECORD & ATTENDANCE — LAST FIVE YEARS

Year	Record	Attendance*
2017	19-14-3	135,401
2016	16-14-3	150,846
2015	13-17-2	132,519
2014	18-12-3	111,614
2013	22-11	107,894

*Attendance is for games in AZ only



SEATTLE MARINERS™

2018 SPRING TRAINING SCHEDULE

[All Times Local; (ss) — Split Squad for opponent]

Day	Date	Opponent	Site	R/TV	Time
Friday	February 23	@San Diego	Peoria	R	1:10 p.m.
Saturday	February 24	Chicago White Sox	Peoria	R/T	1:10 p.m.
Sunday	February 25	Los Angeles Dodgers	Peoria	R/T	1:10 p.m.
Monday	February 26	@Chicago Cubs	Mesa (Sloan)	R*	1:05 p.m.
Tuesday	February 27	@Kansas City	Surprise		1:05 p.m.
		San Diego	Peoria	R*	1:10 p.m.
Wednesday	February 28	@Cleveland (ss)	Goodyear	R*	1:05 p.m.
Thursday	March 1	Kansas City	Peoria	R*/T	1:10 p.m.
Friday	March 2	@Milwaukee	Maryvale	R*	1:05 p.m.
Saturday	March 3	Los Angeles Angels	Peoria	R	6:40 p.m.
Sunday	March 4	@Texas	Surprise	R	1:05 p.m.
Monday	March 5	OPEN DATE			
Tuesday	March 6	Colorado	Peoria	R/T	6:40 p.m.
Wednesday	March 7	Oakland	Peoria	R/T	6:40 p.m.
Thursday	March 8	San Francisco	Peoria	R/T	6:40 p.m.
Friday	March 9	@San Francisco	Scottsdale	R	1:05 p.m.
Saturday	March 10	@Cincinnati	Goodyear	R	6:05 p.m.
Sunday	March 11	Cincinnati	Peoria	R/T	1:10 p.m.
Monday	March 12	Chicago White Sox	Peoria	R/T	6:40 p.m.
Tuesday	March 13	@Colorado	Salt River Fields	R*/T	1:10 p.m.
Wednesday	March 14	San Francisco	Peoria	R/T	6:40 p.m.
Thursday	March 15	@Oakland	Mesa (Hohokam)	R	7:05 p.m.
Friday	March 16	@Texas	Surprise	R*	1:05 p.m.
Saturday	March 17	@Oakland (ss)	Mesa (Hohokam)		1:05 p.m.
		Los Angeles Angels	Peoria	R/T	1:10 p.m.
Sunday	March 18	Cleveland (ss)	Peoria	R/T	1:10 p.m.
Monday	March 19	@Los Angeles Angels	Tempe	R	6:10 p.m.
Tuesday	March 20	OPEN DATE			
Wednesday	March 21	Milwaukee (ss)	Peoria	R/T	6:40 p.m.
Thursday	March 22	Texas (ss)	Peoria	R/T	6:40 p.m.
Friday	March 23	@Chicago White Sox	Glendale	R*	1:05 p.m.
Saturday	March 24	Chicago Cubs (ss)	Peoria	R/T	6:40 p.m.
Sunday	March 25	@San Diego	Peoria	R	12:10 p.m.
Monday	March 26	OPEN DATE			
Tuesday	March 27	@Colorado	Salt River Fields	R*/T	1:10 p.m.

(R) ESPN 710 • (R*) Delayed

(T) ROOT Sports NW



PEORIA SPORTS COMPLEX - PEORIA, ARIZONA

2018 SEATTLE MARINERS 40-MAN ROSTER

MANAGER: Scott Servais (29); COACHES: Manny Acta (14), Scott Brosius (28), Jim Brower (38), Brian De Lugas (40), Edgar Martinez (11), Chris Prieo (13), McL Stortlemyre (30).																		
#	PITCHERS (23)	B-T	HT	WT	Birthdate	Birthplace	W-L	ERA	G	GS	CG	SV	H	R	ER	BB	SO	MLS
53	Altravilla, Dan	R-R	5-11	200	9/8/92	McKeesport, PA	1-1	4.24	41	0	0	6	46.2	43	27	22	52	0.150
43	Armstrong, Shawn	R-R	6-2	225	9/11/90	New Bern, NC	2-0	1.54	20	0	0	6	23.1	17	4	15	36	0.166
60	Bradford, Chasen	R-R	6-1	225	8/5/89	Las Vegas, NV	1-1	3.07	28	0	0	10	29.1	27	10	11	36	
33	De Jong, Chase	L-R	6-4	205	12/29/93	Long Beach, CA	2-0	4.04	33	0	0	11	35.2	47	20	16	28	0.102
39	Diaz, Edwin	R-R	6-3	165	3/22/94	Humacao, P.R.	0-3	6.35	7	4	0	0	28.1	31	20	20	13	0.031
32	Gonzales, Marco	L-L	6-1	199	2/16/92	Fort Collins, CO	3-6	6.00	15	15	0	0	84.0	99	61	56	27	61
34	Hernandez, Felix	R-R	6-3	225	4/8/86	Valencia, Venezuela	1-3	5.97	5	5	0	0	28.2	32	20	19	10	18
8	Leake, Mike	R-R	5-11	170	11/12/87	San Diego, CA	4-6	3.27	66	0	0	34	66.0	44	28	24	32	89
37	Miranda, Ariel	L-L	6-2	190	1/10/89	Havana, Cuba	0-0	1.50	1	1	0	0	6.0	2	1	1	0	7
62	Moll, Sam	L-L	5-10	202	1/3/92	Lakeland, TN	6-4	2.90	11	11	0	0	68.1	54	25	22	17	57
48	Moore, Andrew	R-R	6-0	195	6/2/94	Springfield, OR	0-0	13.50	1	1	0	0	3.1	6	5	5	0	2
64	Morin, Mike	R-R	6-4	220	5/3/91	Andover, MN	2-0	4.15	3	3	0	0	13.0	9	6	6	3	16
12	Nicasio, Juan	R-R	6-4	255	8/31/86	San Francisco de Macoris, D.R.	7-12	4.21	26	26	0	0	154.0	169	83	72	35	103
65	Paxton, James	L-L	6-4	220	11/6/88	Ladner, BC, Canada	3-1	2.53	5	5	0	0	32.0	32	10	9	2	27
47	Pazos, James	R-L	6-2	235	5/5/91	Gilbert, AZ	8-7	5.12	31	29	1	0	160.0	140	93	91	63	137
35	PHELPS, David	R-R	6-2	198	10/9/86	St. Louis, MO	3-2	4.18	44	0	0	0	47.1	56	27	22	18	39
44	Powse, Max	R-R	6-8	220	8/23/93	Raleigh, NC	0-0	0.00	6	0	0	0	7.0	5	0	0	1	8
31	Ramirez, Erasmo	R-R	5-10	215	5/2/90	Rivas, Nicaragua	0-0	10.80	11	0	0	0	6.2	13	8	8	3	7
							1-2	2.08	6	5	0	0	34.2	28	8	8	3	33
							3-4	3.48	15	14	0	0	75.0	68	30	29	13	66
							1-5	5.34	11	9	0	0	59.0	60	36	35	8	31
							0-1	6.91	10	0	0	0	14.1	21	11	11	2	10
							0-0	7.94	6	0	0	1	39.1	34	14	14	7	25
							2-5	2.85	65	0	0	2	60.0	49	20	19	18	60
							1-0	0.00	2	0	0	0	1.1	0	0	0	1	1
							2-0	1.64	9	0	0	4	11.0	9	2	2	2	11
							12-5	2.98	24	24	0	0	136.0	113	47	45	37	156
							0-0	4.50	1	1	0	0	4.0	5	2	2	5	5
							4-5	3.86	59	0	0	0	53.2	51	30	23	24	65
							2-4	3.45	44	0	0	0	47.0	42	20	18	21	51
							2-1	3.12	10	0	0	0	8.2	9	3	5	11	5.156
							3-2	3.46	9	8	0	0	39.0	34	17	12	32	0.016
							1-4	7.39	13	5	0	0	31.2	41	28	26	29	29
							0-0	7.36	3	0	0	0	3.2	9	5	3	1	2
							4-3	4.80	26	8	0	1	69.1	66	39	37	16	55
							1-3	3.92	11	11	0	0	62.0	57	31	27	15	54

#	PITCHERS (cont'd)	B-T	HT	WT	Birthdate	Birthplace	2017 CLUB(S)	W-L	ERA	G	GS	CG	SV	IP	H	R	ER	BB	SO	MLS
52	Rumbelow, Nick	R-R	6-0	190	9/6/91	Bullard, TX	Trenton (AA)	0-0	2.38	8	0	0	1	11.1	5	3	3	3	15	0.092
							Scranton/WB (AAA)	5-1	0.62	17	0	0	5	29.0	16	4	2	8	30	
25	Rzepczynski, Marc	L-L	6-2	220	8/29/85	Oak Lawn, IL	SEATTLE	2-2	4.02	64	0	0	1	31.1	29	16	14	20	25	7.132
50	Vincent, Nick	R-R	6-0	185	7/12/86	Ponway, CA	SEATTLE	3-3	3.20	69	0	0	0	64.2	62	23	23	13	50	4.067
63	Whalen, Rob	R-R	6-2	225	1/31/94	Stroudsburgs, PA	Tacoma (AAA)	0-7	6.58	10	10	1	0	53.1	61	44	39	20	43	0.095
							SEATTLE	0-1	6.14	2	1	0	0	7.1	5	5	2	2	3	
55	Zych, Tony	R-R	6-3	190	8/7/90	Hazel Crest, IL	Tacoma (AAA)	0-0	20.25	2	1	0	0	1.1	5	3	3	0	3	2.006
							SEATTLE	6-3	2.66	45	0	0	1	40.2	30	12	12	21	35	
#	CATCHERS (3)	B-T	HT	WT	Birthdate	Birthplace	2017 CLUB(S)	AVG	G	AB	R	H	2B	3B	HR	RBI	BB	SO	SB	MLS
36	Freitas, David	R-R	6-2	240	3/18/89	Wilton, CA	Gwinnett (AAA)	.263	72	236	28	62	13	0	3	21	25	35	0	0.033
							ATLANTA	.235	6	17	2	4	2	0	0	2	0	4	3	
10	Marjama, Mike	R-R	6-2	205	7/20/89	Roseville, CA	Durham (AAA)	.274	72	263	32	72	16	1	9	51	21	53	3	0.031
							Tacoma (AAA)	.167	21	78	5	13	3	1	3	12	7	15	0	
							SEATTLE	.333	5	9	1	3	1	0	1	1	0	1	0	
3	Zunino, Mike	R-R	6-2	220	3/25/91	Cape Coral, FL	SEATTLE	.251	124	387	52	97	25	0	25	64	39	160	1	3.160
							Tacoma (AAA)	.293	12	41	7	12	2	0	5	11	4	5	0	
#	INFELDERS (8)	B-T	HT	WT	Birthdate	Birthplace	2017 CLUB(S)	AVG	G	AB	R	H	2B	3B	HR	RBI	BB	SO	SB	MLS
22	Canó, Robinson	L-R	6-0	212	10/22/82	San Pedro de Macoris, D.R.	SEATTLE	.280	150	592	79	166	33	0	23	97	49	85	1	12.153
6	Ford, Mike	L-R	6-0	225	7/4/92	Belle Mead, NJ	Trenton (AA)	.272	101	335	61	91	19	1	13	65	76	56	1	0.000
							Scranton/WB (AAA)	.266	25	94	19	25	5	0	7	21	18	16	0	
27	Healy, Ryan	R-R	6-4	232	1/10/92	West Hills, CA	OAKLAND	.271	149	576	66	156	29	0	25	78	23	142	0	1.080
21	Mortter, Taylor	R-R	6-1	195	9/18/89	West Palm Beach, FL	SEATTLE	.198	92	258	29	51	12	0	7	26	21	62	12	1.033
							Tacoma (AAA)	.350	25	100	24	35	6	1	7	18	14	12	6	
7	Romine, Andrew	S-R	6-1	200	12/24/85	Winter Haven, FL	DETROIT	.233	124	318	45	74	17	2	4	25	22	67	6	5.049
15	Seager, Kyle	L-R	6-0	210	11/3/87	Charlotte, NC	SEATTLE	.249	154	578	72	144	33	1	27	88	58	110	2	6.085
2	Segura, Jean	R-R	5-10	207	3/17/90	San Juan, D.R.	SEATTLE	.300	125	524	80	157	30	2	11	45	34	83	22	5.065
							Arkansas (AA)	.091	3	11	1	1	0	0	0	0	1	0	0	
							Tacoma (AAA)	.125	2	8	2	1	0	0	0	0	0	2	0	
20	Vogelbach, Daniel	L-R	6-0	250	12/17/92	Olando, FL	Tacoma (AAA)	.290	125	459	65	133	25	0	17	83	76	98	3	0.059
							SEATTLE	.214	16	28	0	6	1	0	0	2	3	9	0	
#	OUTFIELDERS (6)	B-T	HT	WT	Birthdate	Birthplace	2017 CLUB(S)	AVG	G	AB	R	H	2B	3B	HR	RBI	BB	SO	SB	MLS
23	Cruz, Nelson	R-R	6-2	230	7/1/80	Las Mias de Santa Cruz, D.R.	SEATTLE	.288	155	556	91	160	28	0	39	119	70	140	1	10.082
16	Gamel, Ben	L-L	5-11	187	5/17/92	Neptune Beach, FL	Tacoma (AAA)	.300	19	60	6	18	1	1	1	8	12	11	1	1.029
							SEATTLE	.275	134	509	68	140	27	5	11	59	36	122	4	
9	Gordon, Dee	L-R	5-11	168	4/22/88	Windermerre, FL	MIAMI	.308	158	653	114	201	20	9	2	33	25	93	60	5.154
17	Haniger, Mitch	R-R	6-2	204	12/23/90	Mountain View, CA	SEATTLE	.282	96	369	58	104	25	2	16	47	31	93	5	1.048
							Tacoma (AAA)	.256	11	39	6	10	2	0	3	6	7	5	0	
5	Heredia, Guillermo	R-L	5-10	180	1/31/91	Matanzas, Cuba	SEATTLE	.249	123	386	43	96	16	0	6	24	27	64	1	1.054
26	Perkins, Cameron	R-R	6-5	205	9/27/90	Lehigh Valley (AAA)	SEATTLE	.288	76	257	37	74	18	1	7	27	30	47	3	0.086
							PHILADELPHIA	.182	42	88	9	16	5	0	1	8	5	23	0	



TEXAS RANGERS

ADDRESS

Surprise Recreation Campus
15754 North Bullard Ave.
Surprise, AZ 85374

FOLLOW ON SOCIAL MEDIA

Twitter: @Rangers

Instagram: rangers

Snapchat: Rangers

Facebook: www.facebook.com/Rangers

2017 RECORD

78-84...Tied for Third Place...NL West...23.0 Games Back

CLUB CONTACTS

Main Office Number.....	(623) 266-8100
Jon Daniels, President of Baseball Operations and General Manager.....	266-8102
Josh Boyd, Assistant General Manager.....	266-8113
Mike Daly, Assistant General Manager.....	266-8111
Jayce Tingler, Assistant General Manager.....	266-8110
Matt Vinnola, Director, Baseball Operations.....	266-8136
Paul Kruger, Assistant Director, Player Development.....	266-8144
Joda Parent, Executive Asst. to the President of Baseball Operations/GM.....	266-8102
Josh Shelton, Director, Travel.....	266-8103
John Blake, Executive Vice President, Communications.....	266-8154
Rich Rice, Senior Director, Media Relations.....	266-8119
Brian SanFilippo, Manager, Media Relations.....	266-8152
Kate Munson, Coordinator, Communications.....	266-8152
Rose Swenson, Spring Training Assistant.....	266-8100
Press Box.....	266-4544
Media Relations Fax.....	266-8120

HOTEL INFORMATION

Home: Holiday Inn, 16540 North Bullard Avenue, Surprise, AZ 85374. Phone: (623) 975-5540;
Residence Inn, 16418 North Bullard Avenue, Surprise, AZ 85374. Phone: (623) 249-6333.

STADIUM INFORMATION

Surprise Stadium

15960 North Bullard Ave.

Surprise, AZ 85374

Capacity: 10,714

Years at present location (including 2018 season): 16

Dimensions:

Center Field: 400 feet

Left Field Power Alley: 379 feet

Right Field Power Alley: 379 feet

Left Field Foul Pole: 350 feet

Right Field Foul Pole: 350 feet

Internet: The press box and media workroom have both high-speed wireless internet and Ethernet cables.

Media Phones: There are five phones for visiting media use in the press box.

Media Workroom: The media workroom is located adjacent to the Rangers main complex building.

Media Parking: For the entire spring, including workouts on the back fields and games, parking for all media and scouts is available off Bullard Avenue on the east side of the complex. To access the lot from Bell Road, turn onto Bullard Avenue and park on the left-hand side of Bullard adjacent to the library and aquatic center. Access into the complex and Surprise Stadium is available through the right field media gate.

PRE-GAME TIMINGS

Afternoon Games (1:05 p.m. Starts)

Rangers BP: 10:00 - 11:00 a.m.

Visitors BP: 11:00 a.m. - 12:00 p.m.

Evening Games (6:05 p.m. Starts)

Rangers BP: 3:00 - 4:00 p.m.

Visitors BP: 4:00 - 5:00 p.m.

DIRECTIONS

From Phoenix: Take I-10 west to Hwy. 303 North to Greenway Exit. Go right on Greenway to Bullard Ave. Turn left on Bullard Ave. Park on the right-hand side of Bullard adjacent to the library and aquatic center.

CREDENTIAL/SCOUT TICKET PICK UP

Media credentials may be picked up in the lobby of the Rangers administration building after entering the right field gate of Surprise Stadium. Credentials may be picked up for all workouts and games beginning on February 14.

Please contact Rose Swenson at (623) 266-8100 at least 24 hours in advance to arrange for scout tickets. Enter Surprise Stadium through the right field gate and present your Spring Training credential or scout ID to security. Tickets may be picked up an hour and a half prior to the game at the Stadium Operations Building behind home plate.

DINING

The dining area is located on the club level of the third base side. The dining area will open at 11:00 a.m. for 1:05 p.m. games, 4:00 p.m. for 6:05 p.m. games and 5:00 p.m. for 7:05 p.m. games. There is an \$8 charge for scouts and press dining.

TICKET INFORMATION

Lower Premium Seats \$30, Lower Dugout Seats \$29, Upper Dugout Seats 26, Infield Seats \$25, Plaza Seats \$19, Lawn Seats \$8. Tickets may be purchased at the Surprise Stadium Centerfield Ticket Office, at (623) 222-2222, by calling 972-RANGERS or by logging on to texasrangers.com.

PHOTO DAY

Wednesday, February 21 at 7:00 a.m.

MINOR LEAGUE INFORMATION

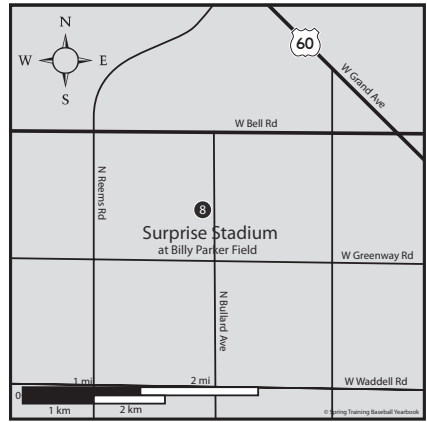
Facility is located at 15754 North Bullard Avenue, Surprise AZ 85374. Pitchers and catchers, and position players report on March 3.

NEW RANGERS IN 2018

Juan Centeno, C
 Doug Fister, RHP
 Ronald Herrera, RHP
 Chris Martin, RHP
 Mike Minor, LHP
 Matt Moore, LHP
 Carlos Tocci, OF

GONE FROM 2017

Miguel Gonzalez, RHP
 A.J. Griffin, RHP
 Jason Grilli, RHP
 Mike Napoli, 1B



NON-ROSTER INVITEES

Pitchers

56 Bibens-Dirkx, Austin, RHP
 40 Colón, Bartolo, RHP
 52 Delabar, Steve, RHP
 48 Espino, Paolo, RHP
 83 Garrett, Reed, RHP
 60 Goeddel, Erik, RHP
 21 Gonzalez, Chi Chi, RHP
 57 Guerra, Deolis, RHP
 79 Hurlbut, David, LHP
 32 Jepsen, Kevin, RHP
 49 Niese, Jonathan, LHP
 78 Sampson, Adrian, RHP
 82 Scott, Tayler, RHP
 86 Springs, Jeffrey, LHP
 37 Tolleson, Shawn, RHP

Catchers

15 Casali, Curt
 77 Ohlman, Mike

Infielders

2 Alberto, Hanser
 20 Barney, Darwin
 84 Ibanez, Andy
 80 Lopes, Christian

Outfielders

81 Cardona, Jose
 85 Heineman, Scott
 44 Hood, Destin

SPRING TRAINING SITES

1961-86 Pompano Beach, FL
 1987-2002 Port Charlotte, FL
 2003-present Surprise, AZ

RECORD & ATTENDANCE — LAST FIVE YEARS

Year	Record	Attendance
2017	17-16-3	95,882
2016	17-15-1	86,437
2015	9-19-5	96,353
2014	10-17-3	95,181
2013	17-17-2	111,638

TEXAS RANGERS™

2018 SPRING TRAINING SCHEDULE

[All Times Local; (ss) — Split Squad for opponent]

Day	Date	Opponent	Site	R/T/V	Time
Saturday	February 24	@Chicago Cubs	Mesa (Sloan)	R	1:05 p.m.
Sunday	February 25	Colorado	Surprise	R	1:05 p.m.
Monday	February 26	Los Angeles Dodgers	Surprise	W	1:05 p.m.
Tuesday	February 27	@Los Angeles Dodgers	Glendale	W	1:05 p.m.
Wednesday	February 28	@Chicago White Sox	Glendale	W	1:05 p.m.
Thursday	March 1	San Diego	Surprise	W	1:05 p.m.
		@Oakland	Mesa (Hohokam)		1:05 p.m.
Friday	March 2	@Cleveland	Goodyear	W	1:05 p.m.
Saturday	March 3	@San Francisco (ss)	Scottsdale	R	1:05 p.m.
Sunday	March 4	Seattle	Surprise	R	1:05 p.m.
Monday	March 5	San Francisco	Surprise	W	1:05 p.m.
Tuesday	March 6	@Oakland	Mesa (Hohokam)	W	1:05 p.m.
Wednesday	March 7	@Colorado	Salt River Fields	W	1:10 p.m.
Thursday	March 8	Chicago White Sox (ss)	Surprise	W	1:05 p.m.
Friday	March 9	@Cincinnati	Goodyear	R	6:05 p.m.
Saturday	March 10	Oakland	Surprise	R	1:05 p.m.
Sunday	March 11	@Los Angeles Angels	Tempe	R/F*	1:10 p.m.
Monday	March 12	@Cleveland	Goodyear		1:05 p.m.
		@Kansas City (ss)	Surprise	R/F	6:05 p.m.
Tuesday	March 13	@Milwaukee	Maryvale	W/F	1:05 p.m.
Wednesday	March 14	OPEN DATE			
Thursday	March 15	Milwaukee	Surprise	W	1:05 p.m.
Friday	March 16	Seattle	Surprise	W	1:05 p.m.
Saturday	March 17	@Kansas City (ss)	Surprise	R	12:05 p.m.
		Kansas City (ss)	Surprise	R/T	6:05 p.m.
Sunday	March 18	Los Angeles Angels	Surprise	R/T	1:05 p.m.
Monday	March 19	Colorado	Surprise	R/F	6:05 p.m.
Tuesday	March 20	@Chicago White Sox	Glendale	W	1:05 p.m.
Wednesday	March 21	Chicago Cubs	Surprise	F	1:05 p.m.
Thursday	March 22	Cincinnati	Surprise	R/T	6:05 p.m.
		@Seattle	Peoria		6:40 p.m.
Friday	March 23	@San Diego	Peoria	R/F*	6:40 p.m.
Saturday	March 24	Cleveland	Surprise	R	12:05 p.m.
Sunday	March 25	OPEN DATE			
Monday	March 26	Cincinnati	Globe Life Park	R/R*/F	7:05 p.m.
Tuesday	March 27	Cincinnati	Globe Life Park	W	1:05 p.m.

(R) 105.3 The Fan • (R*) 1270 KFLC AM • (W) Webcast on texasrangers.com
 (F) FOX Sports Southwest • (F*) FOX Sports Southwest Plus • (T) TXA 21



SURPRISE STADIUM - SURPRISE, ARIZONA

2018 TEXAS RANGERS 40-MAN ROSTER

#		MANAGER: Jeff Banister (28),		COACHES: Tony Beasley (27), Doug Brocail (46), Steve Buechele (24), Anthony Iapace (9), Justin Mashore (0), Hector Ortiz (4), Don Wakamatsu (23), Dan Warthen (39).		2017 CLUB(S)															
		PITCHERS (22)	B-T	HT	WT	Birthdate	Birthplace	W-L	ERA	G	GS	CG	SV	IP	H	R	ER	BB	SO	MLS	
43	Barnette, Tony	R-R	6-1	190	11/9/83	11/9/83	Anchorage, AK	TEXAS	2-1	5-49	50	0	0	2	57.1	64	36	35	22	57	2,000
47	Blackburn, Clayton	L-R	6-3	230	1/6/93	1/6/93	Amarillo, TX	Round Rock (AAA)	0-0	0.00	2	0	0	0	3.0	0	0	1	3		0,007
51	Bush, Matt	R-R	5-11	205	2/8/86	2/8/86	San Diego, CA	Round Rock (AAA)	6-2	4.65	19	18	0	0	93.0	99	49	48	25	78	1,143
58	Claudio, Alex	L-L	6-3	160	1/31/92	1/31/92	San Juan, PR	TEXAS	3-4	3.78	57	0	0	10	52.1	57	30	22	19	58	2,114
41	Dickman, Jake	L-L	6-4	205	1/21/87	1/21/87	Wymore, NC	TEXAS	4-2	2.50	70	1	0	11	82.2	71	26	23	15	56	5,050
								TEXAS	0-0	2.53	11	0	0	1	10.2	4	3	3	10	13	
								Frisco (AA)	1-0	1.80	5	1	0	0	5.0	3	1	1	0	6	
								Round Rock (AAA)	0-0	0.00	1	0	0	0	1.1	0	0	0	2		
38	Fister, Doug	L-R	6-8	210	2/4/84	2/4/84	Merced, CA	Salt Lake (AAA)	1-0	4.02	3	3	0	0	15.2	16	7	7	5	10	7,158
								BOSTON	5-9	4.88	18	15	1	0	90.1	87	55	49	38	83	
45	Gardewine, Nick	R-R	6-1	180	8/15/93	8/15/93	Effingham, IL	Frisco (AA)	1-2	2.21	33	0	0	6	36.2	35	10	9	12	53	0,042
								TEXAS	0-0	5.63	12	0	0	0	8.0	10	8	5	7	3	
35	Hamels, Cole	L-L	6-4	200	12/27/83	12/27/83	San Diego, CA	TEXAS	11-6	4.20	24	24	1	0	148.0	125	74	69	53	105	11,143
								Frisco (AA)	1-0	1.04	2	2	0	0	8.2	3	1	1	2	8	
								Hickory (A)	2-5	4.86	9	9	0	0	46.1	55	32	25	13	46	0,000
								Down East (A)	3-6	3.44	14	13	0	0	65.1	66	32	25	31	64	
								Trenton (AA)	8-0	1.13	9	9	0	0	56.0	34	10	7	12	42	0,007
63	Herrera, Ronald	R-R	5-11	193	5/3/95	5/3/95	Maracay, Venezuela	NEW YORK (AL)	0-1	6.00	2	0	0	0	3.0	3	2	2	1	3	
								Scranton/WB (AAA)	0-0	4.35	2	2	0	0	10.1	6	7	5	3	6	
								GCL Yankees (R)	0-1	4.00	3	3	0	0	9.0	13	4	4	0	9	
70	Jurado, Airl	R-R	6-1	230	1/30/96	1/30/96	Agua Dulce, Panama	Frisco (AA)	9-11	4.59	27	27	0	0	157.0	188	93	80	37	95	0,000
50	Kela, Keone	R-R	6-1	230	4/16/93	4/16/93	Los Angeles, CA	Round Rock (AAA)	0-0	2.25	4	0	0	1	4.0	5	1	1	1	8	3,000
								TEXAS	4-1	2.79	39	0	0	2	38.2	18	12	12	17	51	
62	Lecter, Jose	R-R	6-0	190	12/19/93	12/19/93	Esperanza, D.R.	TEXAS	2-3	3.94	47	0	0	2	45.2	23	21	20	40	60	1,041
								Frisco (AA)	0-0	0.00	2	0	0	0	2.0	1	0	0	3		
74	Martin, Brett	L-L	6-4	200	4/28/95	4/28/95	Morrisstown, TN	Down East (A)	4-8	4.70	16	16	0	0	84.1	94	52	44	35	90	0,000
31	Martin, Chris	R-R	6-8	225	6/2/86	6/2/86	Arlington, TX	Hokkaido (NPB)	0-2	1.19	40	0	0	21	37.2	21	5	5	6	34	0,133
65	Mendez, Yohander	L-L	6-5	200	1/17/95	1/17/95	Valencia, Venezuela	Frisco (AA)	7-8	3.79	24	24	1	0	137.2	114	60	58	43	124	0,059
								TEXAS	0-1	5.11	7	0	0	0	12.1	13	9	7	3	7	
36	Minor, Mike	R-L	6-4	220	12/26/87	12/26/87	Chapel Hill, TN	KANSAS CITY	6-6	2.55	65	0	0	6	77.2	57	23	22	22	88	6,138
55	Moore, Matt	L-L	6-3	210	6/18/89	6/18/89	Fort Walton Beach, FL	SAN FRANCISCO	6-15	5.52	32	31	0	0	174.1	200	116	107	67	148	6,000
75	Palumbo, Joe	L-L	6-1	170	10/26/94	10/26/94	Stony Brook, NY	Down East (A)	1-0	0.66	3	3	0	0	13.2	4	3	1	4	22	0,000
33	Perez, Martin	L-L	6-0	200	4/4/91	4/4/91	Guatare, Venezuela	TEXAS	13-12	4.82	32	32	0	0	185.0	221	108	99	63	115	5,038
68	Rodriguez, Ricky	R-R	6-2	250	8/31/92	8/31/92	Maracay, Venezuela	Down East (A)	3-1	1.41	23	0	0	12	32.0	15	5	5	9	44	0,055
								Frisco (AA)	2-0	1.20	12	0	0	5	15.0	9	2	2	1	17	
								TEXAS	0-1	6.23	16	0	0	1	13.0	17	9	9	4	11	
59	Sadzeck, Connor	R-R	6-7	240	10/1/91	10/1/91	Crystal Lake, IL	Frisco (AA)	4-8	6.25	38	13	0	0	93.2	104	67	65	39	111	0,000

#	CATCHERS (4)	B-T	HT	WT	Birthdate	Birthplace	2017 CLUB(S)	AVG	G	AB	R	H	2B	3B	HR	RBI	BB	SO	SB	MLS
8	Centeno, Juan	L-R	5-9	193	11/16/89	Arcibo, P.R.	Fresno (AAA)	.311	65	235	25	73	12	1	1	33	16	37	0	1.104
							HOUSTON	.231	22	52	5	12	0	0	2	4	4	12	0	
61	Chirinos, Robinson	R-R	6-1	205	6/5/84	Punto Fijo, Venezuela	TEXAS	.255	88	263	46	67	13	1	17	38	34	79	1	5.103
6	Nicholas, Brett	L-R	6-2	220	7/18/88	Phoenix, AZ	TEXAS	.238	21	63	7	15	4	0	2	11	2	13	0	0.153
							Round Rock (AAA)	.311	69	273	35	85	18	2	7	38	13	59	2	
71	Trevino, Jose	R-R	5-11	210	11/28/92	Corpus Christi, TX	Frisco (AA)	.241	105	402	39	97	12	0	7	42	19	44	1	0.000
#	INFELDERS (8)	B-T	HT	WT	Birthdate	Birthplace	2017 CLUB(S)	AVG	G	AB	R	H	2B	3B	HR	RBI	BB	SO	SB	MLS
1	Andrus, Elvis	R-R	6-0	200	8/26/88	Maracay, Venezuela	TEXAS	.297	158	643	100	191	44	4	20	88	38	101	25	9.000
29	Batre, Adrian	R-R	5-11	220	4/7/79	Santo Domingo, D.R.	TEXAS	.312	94	340	47	106	22	1	17	71	39	52	1	19.096
13	Gallo, Joey	L-R	6-5	230	11/19/93	Henderson, NV	TEXAS	.209	145	449	85	94	18	3	41	80	75	196	7	1.103
67	Guzman, Ronald	L-L	6-4	225	10/10/94	La Vega, D.R.	Round Rock (AAA)	.298	125	470	78	140	22	3	12	62	47	85	4	0.000
73	Kiner-Falefa, Isiah	R-R	5-10	180	3/23/95	Honolulu, HI	Frisco (AA)	.288	129	513	58	148	31	3	5	48	41	72	17	0.000
12	Odor, Rougheed	L-R	5-11	195	2/3/94	Maracibo, Venezuela	TEXAS	.204	162	607	79	124	21	3	30	75	32	162	15	3.121
19	Profar, Jurickson	S-R	6-0	190	2/20/93	Willemstad, Curacao	TEXAS	.172	22	58	8	10	2	0	0	5	9	14	1	3.165
							Round Rock (AAA)	.287	87	327	50	94	25	0	7	45	43	33	5	
18	Robinson, Drew	L-R	6-1	200	4/20/92	Las Vegas, NV	TEXAS	.224	48	107	11	24	5	0	6	13	14	42	0	0.103
							Round Rock (AAA)	.268	66	265	48	71	19	4	11	40	42	74	7	
#	OUTFIELDERS (6)	B-T	HT	WT	Birthdate	Birthplace	2017 CLUB(S)	AVG	G	AB	R	H	2B	3B	HR	RBI	BB	SO	SB	MLS
5	Calhoun, Willie	L-R	5-8	215	11/4/94	Vallejo, CA	Oklahoma City (AAA)	.298	99	373	64	111	24	5	23	67	36	49	3	0.020
							Round Rock (AAA)	.310	29	113	16	35	3	1	8	26	6	12	1	
							TEXAS	.265	13	34	3	9	0	0	1	4	2	7	0	
17	Choo, Shin-Soo	L-L	5-11	205	7/13/82	Busan, South Korea	TEXAS	.261	149	544	96	142	20	1	22	78	77	134	12	10.119
3	DeShields, Delino	R-R	5-9	208	8/16/92	Gaston, GA	TEXAS	.269	120	376	75	101	15	2	6	22	44	109	29	2.116
30	Mazara, Nomar	L-L	6-4	215	4/26/95	Santo Domingo, D.R.	TEXAS	.253	148	554	64	140	30	2	20	101	55	127	2	2.000
16	Rua, Ryan	R-R	6-2	205	3/11/90	Amherst, OH	TEXAS	.217	63	129	17	28	6	0	3	12	14	52	2	2.129
							Round Rock (AAA)	.266	46	177	27	47	7	2	8	28	10	55	3	
76	Tocci, Carlos	R-R	6-2	160	8/23/95	Maracay, Venezuela	Reading (AA)	.307	113	430	59	132	19	7	2	48	29	66	4	0.000
							Lehigh Valley (AAA)	.189	17	53	2	10	0	0	1	4	1	11	0	



ATLANTA BRAVES

ADDRESS
P.O. Box 470517
Celebration, FL 34747

FOLLOW ON SOCIAL MEDIA
Twitter: @Braves
Instagram: braves
Snapchat: braves
Facebook: www.facebook.com/Braves

2017 RECORD
72-90...Third Place...NL East...25.0 Games Back

CLUB CONTACTS

Major League Office.....	(407) 939-2200
Alex Anthopoulos, Executive Vice President, General Manager	939-2202
Perry Minasian, Vice President of Baseball Operations, Assistant General Manager	939-2204
Elizabeth Teran, Executive Assistant, Baseball Operations.....	939-2206
Jim Lovell, Director of Team Travel.....	939-2208
John Holland, Director of Equipment and Clubhouse Services	939-2249
Eric Durban, Assistant Equipment Manager	939-2244
Chris Hunter, Assistant Equipment Manager	939-2244
Fred Stone, Visiting Clubhouse Manager	939-2243
Brad Hainje, Sr. Director, Media Relations.....	939-2247
Adrienne Midgley, Sr. Manager, Media Relations	939-2245
Jonathan Kerber, Sr. Coordinator, Media Relations	939-2248
Jared Burleyson, Media Relations Coordinator	939-2296
Franco García, Spanish Interpreter, Media Relations	939-2322
Baseball Operations Fax	939-2299
Press Box.....	939-2287/2288
Minor League Office	939-2283
Minor League Fax	939-2330

HOTEL INFORMATION

Home: Orlando World Center Marriott, World Center Drive, Orlando, FL 32821. Phone: (407) 239-4200. Fax: (407) 238-8777.

STADIUM INFORMATION

Champion Stadium

700 Victory Way
Kissimmee, FL 34747

Capacity: 9,500

Years at present location (including 2018 season): 21

Dimensions:

Center Field: 400 feet

Left Field Foul Pole: 340 feet

Right Field Foul Pole: 330 feet

Media Parking: A limited number of parking spots are available in the reserved lot located beyond the left field fence. Show a 2018 MLB-issued Grapefruit League credential or a 2018 BBWAA card to gain entrance to the parking lot.

Clubhouse Access: The Braves clubhouse opens to the media each day at 7:30 a.m. for workouts and home games (except for night games), and 8:00 a.m. for road games. Still cameras are not permitted in the clubhouse unless approved by the media relations department.



PRE-GAME TIMINGS

Afternoon Games (1:05 p.m. Starts)

Braves BP: 10:10 - 11:10 a.m.
Visitors BP: 11:10 a.m. - 12:10 p.m.
Braves Infield: 12:10 - 12:25 p.m.
Visitors Infield: 12:25 - 12:40 p.m.

Evening Games (6:05 p.m. Starts)

Braves BP: 3:10 - 4:10 p.m.
Visitors BP: 4:10 - 5:10 p.m.
Braves Infield: 5:10 - 5:25 p.m.
Visitors Infield: 5:25 - 5:40 p.m.

DIRECTIONS

From Southwest: Take I-4 East to Highway 192 West (Exit 64B). Turn right on World Drive, bearing right on to Osceola Parkway. Turn right at light on to Victory Way. Take right at Disney globe and follow road toward stadium.

From Southeast: Take Florida Turnpike north to Exit 249 (Osceola Parkway West); go about 10 miles, turn left on to Victory Way to stadium.

TICKET INFORMATION

Individual game tickets vary by game, day and opponent. Spring Training ticket prices range from \$15 (general admission lawn seating in left field) to \$59 (lower level reserved seats). There will be an additional charge of \$5 for day-of-game purchases. Single game tickets may be purchased through the Atlanta Braves' website (braves.com/springtraining), at Ticketmaster, (800) 745-3000, www.ticketmaster.com or at the ESPN Wide World of Sports Complex box office. Season and Group Tickets/Suites/Mini-Packs: Disney Sports Sales, (407) 939-GAME (4263).

PHOTO DAY

Thursday, February 22 at 7:00 a.m.

MINOR LEAGUE INFORMATION

Facility is located at Champion Stadium at the ESPN Wide World of Sports Complex in Kissimmee, (407) 939-2232. Minor League pitchers and catchers report March 3, first workout on March 4. Minor League position players report on March 6, first workout on March 7.



NON-ROSTER INVITEES

Pitchers

76 Allard, Kolby, LHP
77 Graham, Josh, RHP
64 Jackson, Luke, RHP
78 Pfeifer, Phil, LHP
72 Socolovich, Miguel, RHP
79 Soroka, Mike, RHP
81 Wright, Kyle, RHP

Catchers

69 Brantly, Rob
85 Contreras, William
84 Jackson, Alex
74 Marlette, Tyler
80 Scivicque, Kade

Infielders

27 Colón, Christian
88 Diddler, Ray-Patrick
73 Kazmar, Sean
83 Riley, Austin

Outfielders

82 Acuña, Ronald
70 Decker, Jaff
86 Pache, Cristian
87 Peterson, Dustin
23 Santana, Danny

NEW BRAVES IN 2018

Shane Carle, RHP
 Charlie Culberson, OF
 Grant Dayton, LHP
 Anyelo Gomez, RHP
 Scott Kazmir, LHP
 Brandon McCarthy, RHP
 Josh Ravin, RHP
 Preston Tucker, OF
 Chase Whitley, RHP

GONE FROM 2017

Matt Adams, INF
 R.A. Dickey, RHP
 David Freitas, C
 Adonis Garcia, INF
 Luke Jackson, RHP (NRI in 2018)
 Jim Johnson, RHP
 Micah Johnson, INF
 Matt Kemp, OF
 Ian Krol, LHP
 Jason Motte, RHP
 Jace Peterson, INF
 Armando Rivero, RHP
 Tony Sanchez, C
 Danny Santana, INF/OF (NRI in 2018)

SPRING TRAINING SITES

1901	Norfolk, VA
1902-04	Thomasville, GA
1905	Charleston, SC
1906	Jacksonville, FL
1907	Thomasville, GA
1908-12	Augusta, GA
1913	Athens, GA
1914-15	Macon, GA
1916-18	Miami, FL
1919-20	Columbus, GA
1921	Galveston, TX
1922-37	St. Petersburg, FL
1938-40	Bradenton, FL
1941	San Antonio, TX
1942	Sanford, FL
1943-44	Wallingford, CT
1945	Washington, DC
1946-47	Ft. Lauderdale, FL
1948-61	Bradenton, FL
1962	Palmetto, FL
1963-97	West Palm Beach, FL
1998-present	Kissimmee, FL (Disney)

RECORD & ATTENDANCE — LAST FIVE YEARS

Year	Record	Attendance
2017	9-22-2	141,923
2016	6-20	103,700
2015	15-17-2	127,131
2014	12-18-3	124,104
2013	20-15	134,802

**CHAMPION STADIUM - KISSIMMEE, FLORIDA**

Atlanta Braves™

2018 SPRING TRAINING SCHEDULE

[All Times Local; (ss) — Split Squad for opponent]

Day	Date	Opponent	Site	R/TV	Time
Friday	February 23	@New York Mets	Port St. Lucie	R*	1:10 p.m.
Saturday	February 24	@Houston	West Palm Beach	R	1:05 p.m.
Sunday	February 25	@Washington	West Palm Beach	R	1:05 p.m.
Monday	February 26	Washington	Disney	R*	1:05 p.m.
Tuesday	February 27	Pittsburgh	Disney	R*	1:05 p.m.
Wednesday	February 28	New York Mets	Disney	R*	1:05 p.m.
Thursday	March 1	Washington	Disney	R*	1:05 p.m.
		@Detroit	Lakeland		1:05 p.m.
Friday	March 2	@New York Yankees	Tampa	R*/T	1:05 p.m.
Saturday	March 3	St. Louis	Disney	R	1:05 p.m.
Sunday	March 4	Miami	Disney	R	1:05 p.m.
Monday	March 5	Pittsburgh	Disney	R*	1:05 p.m.
Tuesday	March 6	@Toronto	Dunedin	R*	1:07 p.m.
Wednesday	March 7	OPEN DATE			
Thursday	March 8	Houston	Disney	R*	1:05 p.m.
Friday	March 9	New York Yankees	Disney	R*	6:05 p.m.
Saturday	March 10	@Pittsburgh (ss)	Bradenton	R	1:05 p.m.
Sunday	March 11	@Detroit	Lakeland	R/T*	1:05 p.m.
Monday	March 12	Philadelphia	Disney	R*	6:05 p.m.
Tuesday	March 13	Toronto	Disney	R*	1:05 p.m.
Wednesday	March 14	Philadelphia	Disney	R*	1:05 p.m.
Thursday	March 15	Detroit	Disney	R*	1:05 p.m.
Friday	March 16	@Pittsburgh	Bradenton	R*	1:05 p.m.
Saturday	March 17	St. Louis	Disney	R/T*	1:05 p.m.
		@Philadelphia	Clearwater		1:05 p.m.
Sunday	March 18	@Houston	West Palm Beach	R	1:05 p.m.
Monday	March 19	Toronto	Disney	R*	1:05 p.m.
Tuesday	March 20	OPEN DATE			
Wednesday	March 21	Detroit	Disney	R*/T*	6:05 p.m.
Thursday	March 22	@St. Louis	Jupiter	R*	1:05 p.m.
Friday	March 23	Detroit	Disney	R*/T	1:05 p.m.
Saturday	March 24	New York Yankees (ss)	Disney	R/T	1:05 p.m.
Sunday	March 25	@Detroit	Lakeland	R/T*	1:05 p.m.
Monday	March 26	New York Yankees	SunTrust Park	R/T*	7:35 p.m.
Tuesday	March 27	Atlanta Futures	SunTrust Park	R	7:35 p.m.

(R) WFAN 680 AM/93.7 FM • (R*) WIFN 1340 AM/103.7 FM

(T) FOX Sports Southeast • (T*) FOX Sports South

2018 ATLANTA BRAVES 40-MAN ROSTER

#	MANAGER: Brian Smitker (43), COACHES: José Castro (59), Sal Fasano (60), Chuck Hernández (55), Marty Reed (34), Kevin Seitzer (28), Ron Washington (37), Walt Weiss (4), Eric Young Sr. (2),		PITCHERS (28)															
	B-T	HT	WT	Birthdate	Birthplace	W-L	ERA	G	GS	CG	SV	IP	H	R	ER	BB	SO	MLS
63	L-L	6-5	235	10/22/91	Philadelphia, PA	2-4	2.90	27	0	2	0	49.2	48	22	16	53	1,000	
36	R-R	6-4	250	5/26/92	Las Vegas, NV	7-9	5.02	25	25	2	0	127.1	135	72	71	56	104	0.092
57	L-L	6-0	205	12/18/87	Murfreesboro, TN	0-1	15.00	1	1	0	0	3.0	5	5	5	3	3	4.088
62	R-R	6-3	245	9/22/93	Las Matas de Farfan, D.R.	0-0	2.79	10	0	0	1	9.2	7	4	2	1	8	
51	R-R	6-4	185	8/30/91	Santa Cruz, CA	0-0	2.57	7	0	0	1	7.0	4	2	2	1	3	0.134
75	L-L	6-2	200	11/25/87	Huntsville, AL	4-3	7.23	27	0	0	0	23.2	23	19	19	12	33	0.032
26	R-R	6-4	200	10/7/91	Sterling, IL	2-2	7.86	24	0	0	3	26.1	26	23	23	25	20	0.032
39	R-L	5-11	180	6/24/87	Houston, TX	3-5	5.37	36	3	0	0	62.0	74	38	37	22	50	1.074
54	L-L	6-4	185	1/18/94	Santa Monica, CA	0-0	0.00	2	1	0	0	2.0	0	0	0	0	4	
53	L-L	6-3	210	7/31/96	Tupa, Brazil	0-0	0.00	2	2	0	0	6.0	1	0	0	2	6	0.000
67	R-R	6-1	170	3/1/93	Corui, D.R.	0-0	0.00	2	2	0	0	36.1	33	8	8	10	39	0.027
56	R-R	6-2	200	10/2/91	Dallas, TX	3-1	1.98	7	7	0	0	52.0	42	17	15	18	60	0.042
19	L-L	6-0	185	1/24/84	Houston, TX	2-1	2.60	12	11	0	0	35.1	31	16	13	16	48	0.000
68	R-L	5-11	210	3/12/95	Biloxi, MS	2-2	3.31	7	7	0	0	29.1	32	17	16	8	31	0.000
32	R-R	6-8	215	7/7/83	Glendale, CA	1-3	4.91	5	5	0	0	14.0	10	3	3	4	23	0.000
66	L-L	6-9	255	12/31/92	San Dimas, CA	2-2	2.55	10	0	0	2	17.2	15	5	5	6	19	0.000
40	L-L	6-0	205	9/2/93	Tyler, TX	3-1	1.72	17	1	0	0	36.2	26	10	7	11	43	0.000
19	L-L	6-0	185	1/24/84	Houston, TX	0-0	0.00	1	0	0	0	2.0	0	0	0	0	2	0.000
68	R-L	5-11	210	3/12/95	Biloxi, MS	3-4	5.50	28	0	0	0	37.2	53	26	23	12	41	0.042
32	R-R	6-8	215	7/7/83	Glendale, CA	0-0	1.23	10	0	0	5	14.2	10	2	2	5	10	0.000
66	L-L	6-9	255	12/31/92	San Dimas, CA	1-0	5.06	9	0	0	0	10.2	13	6	6	4	7	0.040
40	L-L	6-0	205	9/2/93	Tyler, TX	1-0	4.50	4	3	0	0	12.0	12	6	6	6	6	11.119
68	R-L	5-11	210	3/12/95	Biloxi, MS	16	3.98	19	16	0	0	92.2	89	43	41	27	72	1.134
32	R-R	6-8	215	7/7/83	Glendale, CA	0-1	6.75	2	2	0	0	6.2	8	7	5	4	3	11.122
66	L-L	6-9	255	12/31/92	San Dimas, CA	2-0	2.84	20	0	0	2	31.2	26	17	10	15	47	0.000
40	L-L	6-0	205	9/2/93	Tyler, TX	1-1	2.64	18	0	0	5	30.2	21	11	9	23	43	0.000
19	L-L	6-0	185	1/24/84	Houston, TX	0-0	1.80	5	0	0	0	5.0	3	1	1	0	9	0.040
68	R-L	5-11	210	3/12/95	Biloxi, MS	0-0	0.00	1	0	0	0	1.0	1	0	0	0	1	0.000
32	R-R	6-8	215	7/7/83	Glendale, CA	0-0	0.00	3	0	0	0	3.0	1	0	0	2	3	0.000
66	L-L	6-9	255	12/31/92	San Dimas, CA	1-2	4.70	17	0	0	0	15.1	15	11	8	10	17	0.040
40	L-L	6-0	205	9/2/93	Tyler, TX	0-1	3.00	16	0	0	0	15.0	13	5	5	2	26	0.040

#	PITCHERS (cont'd)	B-T	HT	WT	Birthdate	Birthplace	2017 CLUB(S)	W-L	ERA	G	GS	CG	SV	IP	H	R	ER	BB	SO	MLS
61	Morris, Akeel	R-R	6-1	195	11/14/92	St. Thomas, Virgin Islands	Mississippi (AA) Gwinnett (AAA) ATLANTA	0-0 1-3 0-0	3.00 3.09 1.23	6 30 8	0 0 0	0 0 0	4 46.2 7.1	7.2 38 1	0 18 1	0 16 4	2 23 9	5 53 9	0 0.031	
15	Newcomb, Sean	L-L	6-5	255	6/12/93	Brockton, MA	Gwinnett (AAA) ATLANTA	3-3 4-9	2.97 4.32	11 19	11 19	0 0	0 0	57.2 100.0	45 100	23 51	19 48	33 57	74 108	0.114
52	Ramirez, Jose	R-R	6-1	215	1/21/90	Yaguatae, D.R.	ATLANTA	2-3	3.19	68	0	0	0	62.0	45	26	22	29	56	1.153
71	Ravin, Josh	R-R	6-4	195	1/21/88	West Hills, CA	Rancho Cucamonga (A) Oklahoma City (AAA) LOS ANGELES (NL)	4-0 4-0 0-1	0.00 4.33 6.48	2 30 14	0 0 0	0 0 0	2 2	35.1 16.2	29 12	0 12	0 17	0 19	55 19	1.151
65	Sanchez, Ricardo	L-L	5-11	170	4/1/97	Puerto Cabello, Venezuela	Florida (A)	4-12	4.95	22	21	0	0	100.0	117	65	55	46	101	0.000
50	Sims, Lucas	R-R	6-2	225	5/10/94	Lawrenceville, GA	Gwinnett (AAA) ATLANTA	7-4 3-6	3.75 5.62	20 10	0 10	0 0	0 0	115.1 57.2	95 48	49 36	23 25	44 36	132	0.062
49	Teheran, Julio	R-R	6-2	205	1/27/91	Cartagena, Colombia	ATLANTA	11-13	4.49	32	32	0	0	188.1	186	103	94	72	151	5.062
38	Vizcaino, Arodys	R-R	6-0	230	11/13/90	Yaguatae, D.R.	ATLANTA	5-3	2.83	62	0	0	1.4	57.1	42	19	18	21	64	4.168
46	Whitley, Chase	R-R	6-4	220	6/14/89	Ranburne, AL	Durham (AAA) TAMPA BAY	0-0 2-1	0.00 4.08	1 41	1 0	0 0	0 2	1.0 57.1	0 13	0 13	0 4	0 8	8	3.099
58	Winkler, Dan	R-R	6-3	205	2/2/90	Effingham, IL	Rome (A) Florida (A)	0-0 0-0	9.00 0.00	1 3	0 0	0 0	0 0	1.0 3.0	2 0	1 0	1 2	1 0	2	3.000
45	Wisler, Matt	R-R	6-3	205	9/12/92	Bryan, OH	Gwinnett (AAA) ATLANTA	1-1 7-5	6.30 3.56	10 18	0 14	0 1	0 0	10.0 93.2	14 101	7 44	7 37	12 20	18	1.161
#	CATCHERS (2)	B-T	HT	WT	Birthdate	Birthplace	2017 CLUB(S)	AVG	G	AB	R	H	2B	3B	HR	RBI	BB	SO	SB	MLS
25	Flowers, Tyler	R-R	6-4	260	1/24/86	Roswell, GA	ATLANTA	.281	99	317	41	89	16	0	12	49	31	82	0	6.148
24	Stuzuki, Kurr	R-R	5-11	205	10/4/85	Waukegan, WI	ATLANTA	.283	81	276	38	78	13	0	19	50	17	39	0	10.113
#	INFELDERS (6)	B-T	HT	WT	Birthdate	Birthplace	2017 CLUB(S)	AVG	G	AB	R	H	2B	3B	HR	RBI	BB	SO	SB	MLS
1	Albites, Ozzie	S-R	5-8	155	1/7/97	Willemstad, Curacao	Gwinnett (AAA) ATLANTA	.285 .286	97 57	411 217	67 34	117 62	9 5	8 5	9 6	41 28	28 36	90 21	0 8	0.062
17	Camargo, Johan	S-R	6-0	160	12/13/93	Panama City, Panama	Gwinnett (AAA) ATLANTA	.295 .299	33 82	129 241	17 30	38 72	9 21	4 2	4 0	20 12	8 0	22 0	1	0.137
16	Culberson, Charlie	R-R	6-1	200	4/10/89	Rome, GA	GCL Braves (R) Oklahoma City (AAA)	.500 .250	1 108	4 384	1 37	2 96	0 13	0 4	0 4	0 32	0 26	0 68	7	2.084
5	Freeman, Freddie	L-R	6-5	220	9/12/89	Fountain Valley, CA	LOS ANGELES (NL) ATLANTA	.154 .307	15 117	13 440	2 84	2 135	0 35	0 2	0 28	1 71	2 65	4 95	0	7.033
14	Ruiz, Rio	L-R	6-1	230	5/22/94	Covina, CA	Gwinnett (AAA)	.667	2	3	1	2	0	0	0	0	2	1	0	0.083
7	Swanson, Dansby	R-R	6-1	190	2/11/94	Kennesaw, GA	Gwinnett (AAA) ATLANTA	.193 .232	53 144	150 488	22 59	22 113	29 5	0 4	19 19	19 41	5 1	120 3	1	1.047
#	OUTFIELDERS (4)	B-T	HT	WT	Birthdate	Birthplace	2017 CLUB(S)	AVG	G	AB	R	H	2B	3B	HR	RBI	BB	SO	SB	MLS
18	Adams, Lane	R-R	6-4	190	11/13/89	Tallahas, OK	Gwinnett (AAA) ATLANTA	.264 .275	48 85	178 109	21 19	47 30	10 4	1 1	7 5	30 20	15 10	60 37	10	0.151
11	Inciarte, Ender	L-L	5-11	190	10/29/90	Maracibo, Venezuela	ATLANTA	.304	157	662	93	201	27	5	11	57	49	94	22	3.157
22	Markakis, Nick	L-L	6-1	215	11/17/83	Woodstock, GA	ATLANTA	.275	160	593	76	163	39	1	8	76	68	110	0	12.000
20	Tucker, Preston	L-L	6-0	210	7/6/90	Tampa, FL	Fresno (AAA)	.250	128	492	84	123	20	7	24	96	65	102	2	1.095



BALTIMORE ORIOLES

MAILING ADDRESS

Ed Smith Stadium
2700 12th Street
Sarasota, FL 34237

FOLLOW ON SOCIAL MEDIA

Twitter: @Orioles
PR Twitter: @OriolesPR
Instagram: orioles
Snapchat: Orioles
Facebook: www.facebook.com/Orioles

CLUBHOUSE DELIVERIES

Ed Smith Stadium
1090 N. Euclid Avenue
Sarasota, FL 34237

2017 RECORD

75-87...Fifth Place...AL East...18.0 Games Back

CLUB CONTACTS

Stadium Office	(877) 222-2802
Dan Duquette, Executive Vice President, Baseball Operations	(410) 547-6124
Tripp Norton, Director, Baseball Operations.....	(410) 547-6129
Kent Qualls, Director, Minor League Operations.....	(410) 547-6216
Kevin Buck, Director, Team Travel.....	(410) 547-6075
Kristen Hudak, Director, Public Relations.....	(410) 547-6159
Jim Misudek, Manager, Media Relations.....	(410) 547-6106
Kailey Adams, Coordinator, Public Relations	(410) 547-6167
Adam Esselman, Coordinator, Baseball Information.....	(410) 547-6150
Public Relations Office.....	(941) 893-6300
Press Box.....	(941) 893-6300
Stadium Office Fax.....	(941) 893-6377
Public Relations Fax.....	(941) 893-6376
Minor League Facility.....	(941) 893-6350

STADIUM INFORMATION

Ed Smith Stadium (address above)

Capacity: 7,484

Years at present location (including 2018 season): 9

Dimensions:

Center Field: 400 feet

Left Field Foul Pole: 333 feet

Right Field Foul Pole: 339 feet

Media Parking: Media parking is available on 11th Street with a required parking pass. Contact Public Relations for parking passes.

PRE-GAME TIMINGS

Afternoon Games (1:05 p.m. Starts)

Orioles Infield: 10:00 - 10:10 a.m.

Orioles BP: 10:15 - 11:30 a.m.

Visitors BP: 11:30 a.m. - 12:30 p.m.

Visitors Infield: 12:30 - 12:40 p.m.

Evening Games (6:05 p.m. Starts)

Orioles Infield: 3:00 - 3:10 p.m.

Orioles BP: 3:15 - 4:30 p.m.

Visitors BP: 4:30 - 5:30 p.m.

Visitors Infield: 5:30 - 5:40 p.m.

DIRECTIONS

From North: Exit I-75 at University Parkway (Exit 213). Go west on University to Tuttle Avenue. Turn left on to Tuttle. Ed Smith Stadium will be located on your right at the intersection of Tuttle and 12th Street.

From South: Exit I-75 at Fruitville Road (Exit 210). Go west on Fruitville to Tuttle Avenue. Turn right on to Tuttle. Ed Smith Stadium will be located on your left at the intersection of Tuttle and 12th Street.

TICKET INFORMATION

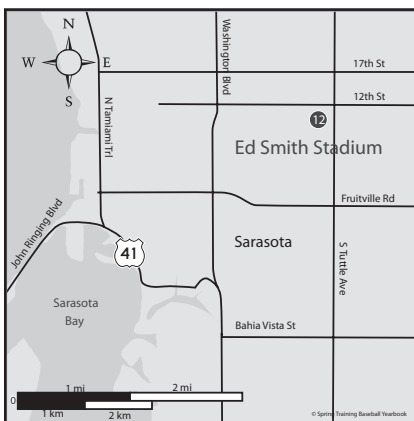
Third Base Lounge: \$30-\$36; Premium Infield Box: \$28-\$34; Infield Box: \$24-\$30; Lower Box: \$22-\$28; Reserved Grandstand: \$18-\$24; Left Field Pavilion: \$16-\$22; Standing Room Only: \$8-\$14. Single game prices are subject to change. Tickets can be purchased in person at the Ed Smith Stadium Box Office; by phone at (877) 222-2802; or through www.orioles.com/spring.

PHOTO DAY

Tuesday, February 20 at 7:00 a.m. at Ed Smith Stadium. Reservations required. Photographers must bring their own props.

MINOR LEAGUE INFORMATION

Facility is located in Sarasota at Buck O'Neil Baseball Complex at Twin Lakes Park, (941) 893-6350. Minor League pitchers and catchers will report on Friday, March 2, while position players report on Tuesday, March 6. Minor League games begin Wednesday, March 14.



NON-ROSTER INVITEES

Pitchers

- 64 Aquino, Jayson, LHP
- 55 Edgin, Josh, LHP
- 58 Faulkner, Andrew, LHP
- 67 Ferrell, Jeff, RHP
- 83 Gamboa, Eddie, RHP
- 68 Garner, Perci, RHP
- 72 Gurka, Jason, LHP
- 52 Mariñez, Jhan, RHP
- 61 Melville, Tim, RHP
- 63 Rodriguez, Joely, LHP
- 59 Wojciechowski, Asher, RHP

Catchers

- 81 Perez, Audry

Infielders/Outfielders

- 79 Mountcastle, Ryan
- 70 Mullins, Cedric
- 76 Garabez, Rosa
- 14 Gentry, Craig
- 78 Salcedo, Erick
- 3 Sardiñas, Luis
- 80 Stewart, DJ
- 17 Tejada, Rubén



NEW ORIOLES IN 2018

Pedro Araujo, RHP
Jaycob Brugman, OF
Nestor Cortes, Jr., LHP
Michael Kelly, RHP
José Mesa, RHP
Andrew Susac, C
Éngelb Vielma, INF

GONE FROM 2017

Pedro Álvarez, INF/OF
Welington Castillo, C
Ryan Flaherty, INF
J.J. Hardy, INF
Jeremy Hellickson, RHP
Ubaldo Jiménez, RHP
Wade Miley, LHP
Seth Smith, OF
Chris Tillman, RHP
Tyler Wilson, RHP

SPRING TRAINING SITES

1954 Yuma, AZ
1955 Daytona, FL
1956-58 Scottsdale, AZ
1959-88 Miami, FL
1989-90 Sarasota/Miami, FL
1991 Sarasota, FL
1992-95 Sarasota/St. Petersburg, FL
1996-2009 Fort Lauderdale, FL
2010-present Sarasota, FL

RECORD & ATTENDANCE — LAST FIVE YEARS

Year	Record	Attendance
2017	16-14-3	119,742
2016	12-15-5	119,029
2015	12-19-2	112,258
2014	13-9-4	89,448
2013	19-9-4	120,455



ED SMITH STADIUM - SARASOTA, FLORIDA



2018 SPRING TRAINING SCHEDULE

[All Times Local; (ss) — Split Squad for opponent]

Day	Date	Opponent	Site	R/TV	Time
Friday	February 23	Tampa Bay (ss)	Sarasota	R/T	1:05 p.m.
Saturday	February 24	@Philadelphia	Clearwater		1:05 p.m.
		Minnesota	Sarasota	R	6:05 p.m.
Sunday	February 25	@Boston	Lee County (JBP)		1:05 p.m.
Monday	February 26	Detroit	Sarasota		1:05 p.m.
Tuesday	February 27	@Tampa Bay	Port Charlotte		1:05 p.m.
Wednesday	February 28	St. Louis	Sarasota	R/T	1:05 p.m.
Thursday	March 1	@Tampa Bay	Port Charlotte		1:05 p.m.
Friday	March 2	Pittsburgh	Sarasota		1:05 p.m.
Saturday	March 3	@Philadelphia (ss)	Clearwater		1:05 p.m.
Sunday	March 4	Boston	Sarasota	T	1:05 p.m.
Monday	March 5	OPEN DATE			
Tuesday	March 6	@Minnesota	Lee County (Hammond)		1:05 p.m.
Wednesday	March 7	@Tampa Bay	Port Charlotte		1:05 p.m.
Thursday	March 8	Toronto	Sarasota		1:05 p.m.
Friday	March 9	@Toronto	Dunedin		1:07 p.m.
Saturday	March 10	Pittsburgh (ss)	Sarasota	R	1:05 p.m.
Sunday	March 11	@Boston	Lee County (JBP)		1:05 p.m.
		Philadelphia	Sarasota	R/T	6:05 p.m.
Monday	March 12	@Pittsburgh	Bradenton		1:05 p.m.
Tuesday	March 13	@Minnesota	Lee County (Hammond)		1:05 p.m.
Wednesday	March 14	New York Yankees	Sarasota	R/T	1:05 p.m.
Thursday	March 15	@St. Louis	Jupiter		1:05 p.m.
Friday	March 16	@New York Mets	Port St. Lucie		1:10 p.m.
Saturday	March 17	Toronto (ss)	Sarasota	R	1:05 p.m.
Sunday	March 18	New York Mets	Sarasota	R	1:05 p.m.
Monday	March 19	@Detroit	Lakeland		1:05 p.m.
Tuesday	March 20	Tampa Bay	Sarasota	R/T	6:05 p.m.
Wednesday	March 21	@New York Yankees	Tampa	R	6:35 p.m.
Thursday	March 22	Boston	Sarasota	R/T	1:05 p.m.
Friday	March 23	Tampa Bay (ss)	Sarasota		1:05 p.m.
Saturday	March 24	Minnesota	Sarasota	R	6:05 p.m.
Sunday	March 25	@Philadelphia	Clearwater	R	1:05 p.m.
Monday	March 26	@Norfolk	Norfolk, VA		3:05 p.m.

(R) Orioles Radio Network/105.7 The Fan • (T) MASN

2018 BALTIMORE ORIOLES 40-MAN ROSTER

MANAGER: Buck Showalter (26), COACHES: Howie Clark (88), Scott Coolbaugh (47), Einar Diaz (55), Bobby Dickerson (11), Wayne Kirby (21), Roger McDowell (40), Alan Mills (75), John Russell (77),																				
#	PITCHERS (24)	B-T	HT	WT	Birthdate	Birthplace	2017 CLUB(S)	W-L	ERA	G	GS	CG	SV	IP	H	R	ER	BB	SO	MLS
75	Araujo, Pedro	R-R	6-3	215	7/2/93	San Cristobal, D.R.	Myrtle Beach (A) Tennessee (AA)	6-1 0-0	1.81 0.00	44 1	0 0	0 0	10 0	64.2 2.0	42 1	16 0	13 0	17 1	83 4	0.000
51	Asher, Alec	R-R	6-4	240	10/4/91	Lakeland, FL	Norfolk (AAA) BALTIMORE	3-3 2-5	4.65 5.25	10 24	0 6	0 0	0 0	50.1 60.0	62 61	26 36	26 35	15 23	36 47	0.144
48	Bleier, Richard	L-L	6-3	215	4/16/87	Davie, FL	Norfolk (AAA) BALTIMORE	0-0 2-1	0.61 1.99	8 57	0 0	0 0	1 63.1	14.2 62	9 23	3 14	1 0	15 15	1.074	
35	Brach, Brad	R-R	6-6	215	4/12/86	Freehold, NJ	BALTIMORE	4-5	3.18	67	0	0	18	68.0	51	27	24	26	70	5.063
53	Britton, Zach	L-L	6-3	195	12/22/87	Panorama City, CA	BALTIMORE	2-1	2.89	38	0	0	15	37.1	39	12	18	29	5.158	
37	Bundy, Dylan	S-R	6-1	200	11/15/92	Tulsa, OK	BALTIMORE	13-9	4.24	28	28	1	0	169.2	152	82	80	51	152	2.026
50	Castro, Miguel	R-R	6-7	205	12/24/94	La Romana, D.R.	Bowie (AA) BALTIMORE	3-0 3-3	4.44 3.53	6 39	0 1	0 0	0 0	24.1 66.1	23 53	13 29	12 26	6 28	11 38	1.079
73	Cortes, Nestor, Jr.	R-L	5-11	205	12/10/94	Hialeah, FL	Tampa (A) Trenton (AA)	0-0 5-0	2.08 2.60	1 18	0 7	0 0	0 0	4.1 52.0	6 35	1 15	1 15	1 20	3 45	0.000
43	Crichton, Stefan	R-R	6-3	200	2/29/92	Houston, TX	Scranton/WB (AAA) GCL Orioles (R)	2-4 0-1	1.49 2.45	11 3	6 1	0 0	0 0	48.1 32.0	40 0	13 1	8 1	11 5	2 2	0.050
34	Gausman, Kevin	L-R	6-3	190	1/6/91	Centennial, CO	Norfolk (AAA) BALTIMORE	7-2 0-0	3.02 8.03	29 8	0 0	0 0	2 0	47.2 12.1	47 26	16 11	16 11	11 4	8	
60	Givens, Mychal	R-R	6-0	210	5/13/90	Tampa, FL	BALTIMORE	11-12	4.68	34	34	0	0	186.2	208	99	97	71	179	3.151
57	Hart, Donnie	L-L	5-11	180	9/6/90	Bedford, TX	BALTIMORE	8-1	2.75	69	0	0	0	78.2	57	24	24	25	88	2.06
39	Harvey, Hunter	R-R	6-3	175	12/9/94	Catawba, NC	Norfolk (AAA) BALTIMORE	1-0 2-0	2.35 3.71	13 51	0 0	0 0	0 0	15.1 43.2	17 48	4 19	4 18	2 13	20 29	1.049
41	Hess, David	R-R	6-2	180	7/10/93	Tullahoma, TN	GCL Orioles (R) Aberdeen (A)	0-0 0-0	0.00 2.08	3 3	3 0	0 0	0 0	5.0 8.2	6 4	0 2	0 2	0 3	6 14	0.000
71	Kelly, Michael	R-R	6-4	185	9/6/92	Boynton Beach, FL	Bowie (AA) San Antonio (AA)	11-9 7-2	3.85 2.98	27 15	26 0	0 0	0 0	154.1 84.2	137 68	75 31	66 28	53 30	123 91	0.000
62	Lee, Chris	L-L	6-3	180	8/17/92	Savannah, GA	El Paso (AAA) Norfolk (AAA)	3-2 5-6	6.64 5.11	13 27	7 20	0 0	0 0	42.0 116.1	47 144	33 76	31 66	26 54	37 83	0.018
65	Liranzo, Jesús	R-R	6-2	175	3/7/95	La Romana, D.R.	Bowie (AA) BALTIMORE	3-4 1-1	4.85 2.72	31 21	12 3	0 0	2 3	65.0 49.2	34 33	15 15	15 15	15 62	0.000	
74	Mesa, José	R-R	6-4	230	8/7/13/93	Miramar, FL	Tampa (A) Trenton (AA)	4-0 2-3	0.79 3.43	8 64	5 0	0 0	0 0	34.1 60.1	15 41	3 23	3 24	17 39	39	
56	O'Day, Darren	R-R	6-4	220	10/22/82	Jacksonville, FL	BALTIMORE	10-3	3.41	18	18	2	0	92.1	78	38	35	38	91	0.000
32	Ramírez, Yefry	R-R	6-2	215	11/28/93	Santo Domingo, D.R.	Trenton (AA) Bowie (AA)	5-0 5-0	3.66 6	6 1	0 0	0 0	32.0 27	13 13	13 11	13 11	26			

#	PITCHERS (cont'd)	B-T	HT	WT	Birthdate	Birthplace	2017 CLUB(S)	W-L	ERA	G	GS	CG	SV	IP	H	R	ER	BB	SO	MLS
66	Scott, Tanner	R-L	6-2	220	7/22/94	Mogadore, OH	Bowie (AA)	0-2	2.22	24	24	0	0	69.0	45	17	17	46	87	0.015
28	Wright, Mike Jr.	R-R	6-6	215	1/3/90	Bennetsville, SC	BALTIMORE	0-0	10.80	2	0	0	0	1.2	2	2	2	2	7	1.111
							Norfolk (AAA)	4-6	3.69	16	16	1	0	83.0	81	41	34	26	71	
54	Yacabonis, Jimmy	R-R	6-3	205	3/21/92	Elizabeth, NJ	BALTIMORE	0-0	5.76	13	0	0	0	25.0	26	16	16	7	28	0.039
							Norfolk (AAA)	4-0	1.32	41	0	0	11	61.1	30	9	9	28	48	
49	Ynoa, Gabriel	R-R	6-2	205	5/26/93	La Vega, D.R.	BALTIMORE	2-0	4.35	14	0	0	0	20.2	18	10	10	14	8	0.093
							Norfolk (AAA)	6-9	5.25	21	21	0	0	106.1	129	69	62	24	72	
							BALTIMORE	2-3	4.15	9	4	0	0	34.2	39	17	16	8	26	
#	CATCHERS (4)	B-T	HT	WT	Birthdate	Birthplace	2017 CLUB(S)	AVG	G	AB	R	H	2B	3B	HR	RBI	BB	SO	SB	MLS
36	Joseph, Caleb	R-R	6-3	180	6/18/86	Nashville, TN	BALTIMORE	.256	89	254	31	65	14	1	8	28	10	72	0	3.145
15	Sisco, Chance	L-R	6-2	195	2/24/95	Corona, CA	Norfolk (AAA)	.267	97	344	47	92	23	0	7	47	32	99	2	0.031
							BALTIMORE	.333	10	18	3	6	2	0	2	4	3	7	0	
27	Susac, Andrew	R-R	6-1	230	3/22/90	Roseville, CA	Wisconsin (A)	.429	2	7	2	3	0	0	1	2	1	0	0	1.164
							Colorado Springs (AAA)	.205	51	171	22	35	10	0	8	35	26	53	0	
							MILWAUKEE	.083	8	12	0	1	0	0	0	0	0	6	0	0.000
29	Wynns, Austin	R-R	6-2	205	12/10/90	San Diego, CA	Bowie (AA)	.281	105	370	54	104	19	1	10	46	52	64	1	
#	INFELDERS (5)	B-T	HT	WT	Birthdate	Birthplace	2017 CLUB(S)	AVG	G	AB	R	H	2B	3B	HR	RBI	BB	SO	SB	MLS
1	Beckham, Tim	R-R	6-1	205	1/27/90	Griffin, GA	TAMPA BAY	.259	87	317	31	82	5	3	12	36	24	110	5	3.134
19	Davis, Chris	L-R	6-3	230	3/17/86	Longview, TX	BALTIMORE	.306	50	216	36	66	13	2	10	26	12	57	1	8.061
13	Machado, Manny	R-R	6-3	185	7/6/92	Hialeah, FL	BALTIMORE	.259	156	630	81	163	33	1	33	95	50	115	9	5.056
6	Schoop, Jonathan	R-R	6-1	225	10/16/91	Willemstad, Curacao	BALTIMORE	.293	160	622	92	182	35	0	32	105	35	142	1	4.027
12	Vielma, Engelb	S-R	5-11	155	6/22/94	Maracaibo, Venezuela	Charanooga (AA)	.286	34	119	7	34	5	0	0	18	14	13	1	0.000
							Rochester (AAA)	.206	87	296	36	61	12	2	0	17	11	72	2	
#	OUTFIELDERS (7)	B-T	HT	WT	Birthdate	Birthplace	2017 CLUB(S)	AVG	G	AB	R	H	2B	3B	HR	RBI	BB	SO	SB	MLS
38	Brugman, Jaycob	L-L	6-0	195	1/18/92	Chandler, AZ	Nashville (AAA)	.275	38	153	17	42	5	1	1	9	19	28	3	0.063
18	Hays, Austin	R-R	6-1	195	7/5/95	Daytona Beach, FL	OAKLAND	.266	48	143	12	38	2	0	3	12	18	38	1	0.027
							Frederick (A)	.328	64	262	42	86	15	3	16	41	12	40	4	
							Bowie (AA)	.330	64	261	39	86	17	2	16	54	13	45	1	
10	Jones, Adam	R-R	6-2	215	8/1/85	San Diego, CA	BALTIMORE	.217	20	60	4	13	3	0	1	8	2	16	0	10.139
16	Mancini, Trey	R-R	6-4	215	3/18/92	Winner Haven, FL	BALTIMORE	.285	147	597	82	170	28	1	26	73	27	113	2	1.015
23	Rickard, Joey	R-L	6-1	185	5/21/91	Las Vegas, NV	BALTIMORE	.293	147	543	65	159	26	4	24	78	33	139	1	2.000
							Norfolk (AAA)	.300	3	10	2	3	0	0	0	0	0	2	0	
							Delmarva (A)	.191	13	47	8	9	1	0	1	4	11	9	0	
							BALTIMORE	.241	111	261	29	63	15	0	4	19	9	63	8	1.000
25	Santander, Anthony	S-R	6-2	190	10/19/94	Margarita, Venezuela	Frederick (A)	.400	1	5	0	2	0	0	0	0	0	1	0	
							Bowie (AA)	.380	15	50	13	19	5	0	5	14	7	9	0	
							BALTIMORE	.267	13	30	1	8	3	0	0	2	0	8	0	
45	Trumbo, Mark	R-R	6-4	225	1/16/86	Anaheim, CA	BALTIMORE	.234	146	559	79	131	22	0	23	65	42	149	1	7.027



BOSTON RED SOX

ADDRESS

JetBlue Park at Fenway South
11500 Fenway South Drive
Fort Myers, FL 33913

FOLLOW ON SOCIAL MEDIA

Twitter: @RedSox; @BostonRedSoxPR

Instagram: redsox

Snapchat: redsox

Facebook: www.facebook.com/RedSox

2017 RECORD

93-69...AL East Champions...2.0 Games Ahead

CLUB CONTACTS

Stadium Office.....	(239) 226-4700
John W. Henry, Principal Owner.....	(617) 226-6000
Tom Werner, Chairman.....	(617) 226-6000
Sam Kennedy, President/CEO.....	(617) 226-6000
Dave Dombrowski, President, Baseball Operations.....	(617) 226-6000
Larry Lucchino, President/CEO Emeritus.....	(617) 226-6000
David Beeston, Executive Vice President, Chief Strategy Officer.....	(617) 226-6000
Jonathan Gilula, Executive Vice President, Business Affairs.....	(617) 226-6000
Adam Grossman, Executive Vice President, Chief Marketing Officer.....	(617) 226-6000
Troup Parkinson, Executive Vice President, Partnerships.....	(617) 226-6000
Ed Weiss, Executive Vice President, Corporate Strategy & General Counsel.....	(617) 226-6000
Tim Zue, Executive Vice President/Chief Financial Officer.....	(617) 226-6000
Brian O'Halloran, Senior Vice President/Assistant General Manager.....	(617) 226-6000
Eddie Romero, Senior Vice President/Assistant General Manager.....	(617) 226-6000
Allard Baird, Senior Vice President, Player Personnel.....	(617) 226-6000
Frank Wren, Senior Vice President, Player Personnel.....	(617) 226-6000
Jack McCormick, Senior Director, Team Travel.....	(617) 226-6747
Kevin Gregg, Vice President, Media Relations.....	(617) 226-6759
Abby Murphy, Senior Manager, Media Relations.....	(617) 226-6214
Justin Long, Manager, Media Relations & Baseball Information.....	(617) 226-6577
Chris Gilligan, Coordinator, Media Relations.....	(617) 226-6519
Daverson Pérez, Assistant, Media Relations/Translator.....	(617) 226-6455
Mikio Yoshimura, Japanese Media Liaison.....	(617) 226-6369
Media Relations Main Line.....	(617) 226-6613
Katie Haas, Vice President, Florida Business Operations.....	(239) 226-4760
Ethan Faggett, Assistant Director, Baseball Systems.....	(617) 226-6158
Allison Bucci, Business Development Manager, Florida Business Operations.....	(239) 226-4725
Jay Fandel, Manager, Florida Ballpark Operations.....	(239) 226-4734
Brennan Whitley, Manager, Florida Business Operations.....	(239) 226-4755
Press Box.....	(239) 226-4703
Ticket Office.....	(239) 226-4722
Fax (Media Relations).....	(617) 226-6613
Fax (Minor League Facility).....	(239) 226-4717

STADIUM INFORMATION

JetBlue Park at Fenway South (address above)

Capacity: 9,900

Years at present location (including 2018 season): 7

Dimensions:

Center Field: 420 feet

Left Field Power Alley: 379 feet

Right Field Power Alley: 380 feet

Left Field Foul Pole: 310 feet

Right Field Foul Pole: 302 feet

Spring Training Schedule: The Red Sox will hold full team Major League workouts at JetBlue Park at Fenway South from February 14-21 before Spring Training games begin on February 22.

PRE-GAME TIMINGS

Afternoon Games (1:05 p.m. Starts)

Red Sox BP: 10:30 - 11:30 a.m.

Visitors BP: 11:30 a.m. - 12:30 p.m.

Visitors Infield: 12:30 - 12:45 p.m.

Evening Games (6:05 p.m. Starts)

Red Sox BP: 3:30 - 4:30 p.m.

Visitors BP: 4:30 - 5:30 p.m.

Visitors Infield: 5:30 - 5:45 p.m.

DIRECTIONS

From the North: Take I-75 South to Exit 131 (Daniels Parkway). Make a left off the exit and go east for approximately two miles. JetBlue Park will be on your left.

From the South: Take I-75 North to Exit 131 (Daniels Parkway). Make a right off the exit and go east for approximately two miles. JetBlue Park will be on your left.

TICKET INFORMATION

Home Plate Dugout Box \$49, Green Monster Seats \$38, Home Plate Box \$35, Field Box \$33, Left Field and Right Field Box \$30, Grandstand \$30, Green Monster Deck Seats \$28, Left Field and Right Field Grandstand \$28, Left Field Deck Seats \$15, Green Monster Standing Room Only \$15, Right Field Patio \$10, Left Field Deck Standing Room Only \$10, Reserved Lawn \$5. Tickets may be purchased at JetBlue Park at Fenway South on the day of the game; through the internet at redsox.com; or by touch-tone phone at 1 (877)-REDSOX9. Advance purchase of tickets is recommended.

MEDIA PARKING

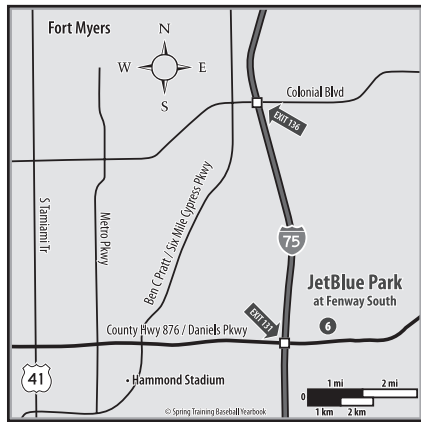
Please contact the Red Sox Media Relations Department in advance.

PHOTO DAY

Tuesday, February 20 at 7:00 a.m.

MINOR LEAGUE INFORMATION

Reporting Dates: Early Mini-Camp, February 19; Pitchers and Catchers, March 2; Position Players, March 6.



NON-ROSTER INVITEES

Pitchers

- 71 Haley, Justin, RHP
- 72 Martin, Kyle, RHP
- 81 Poyner, Bobby, LHP
- 43 Rodriguez, Fernando Jr., RHP
- 73 Walden, Marcus, RHP

Catchers

- 70 Butler, Dan
- 77 Hernández, Óscar
- 89 Rei, Austin

Infielders

- 74 Chavis, Michael
- 55 De Jesús, Iván Jr.
- 80 De La Guerra, Chad
- 65 Quiroz, Esteban

Outfielders

- 75 Barfield, Jeremy
- 38 Castillo, Rusney
- 68 Selsky, Steve
- 83 Tavárez, Aneury



NEW RED SOX IN 2018

None

GONE FROM 2017

Fernando Abad, LHP
 Blaine Boyer, RHP
 Rajai Davis, OF
 Doug Fister, RHP
 Eduardo Núñez, INF/OF
 Addison Reed, RHP
 Robbie Ross Jr., LHP
 Josh Rutledge, INF
 Pablo Sandoval, 3B
 Chris Young, OF

SPRING TRAINING SITES

1901	Charlottesville, VA
1902	Augusta, GA
1903-06	Macon, GA
1907-08	Little Rock, AR
1909-10	Hot Springs, AR
1911	Redondo Beach, CA
1912-18	Hot Springs, AR
1919	Tampa, FL
1920-23	Hot Springs, AR
1924	San Antonio, TX
1925-27	New Orleans, LA
1928-29	Bradenton, FL
1930-31	Pensacola, FL
1932	Savannah, GA
1933-42	Sarasota, FL
1943	Medford, MA
1944	Baltimore, MD
1945	Pleasantville, NJ
1946-58	Sarasota, FL
1959-65	Scottsdale, AZ
1966-92	Winter Haven, FL
1993-2011	Fort Myers, FL
2012-present	Lee County, FL

RECORD & ATTENDANCE — LAST FIVE YEARS

Year	Record	Attendance
2017	18-14-4	176,320
2016	14-18-1	149,397
2015	17-12	148,862
2014	11-17-2	147,669
2013	17-17-1	164,846



JETBLUE PARK AT FENWAY SOUTH - LEE COUNTY, FLORIDA

BOSTON RED SOX™

2018 SPRING TRAINING SCHEDULE

[All Times Local; (ss) — Split Squad for opponent]

Day	Date	Opponent	Site	R/TV	Time
Thursday	February 22	Northeastern University Boston College	Lee County (JBP) Lee County (JBP)	T^ T^	1:05 p.m.
Friday	February 23	Minnesota	Lee County (JBP)	R	1:05 p.m.
Saturday	February 24	Tampa Bay	Lee County (JBP)	R*/T	1:05 p.m.
Sunday	February 25	Baltimore	Lee County (JBP)	R/T	1:05 p.m.
Monday	February 26	@Pittsburgh	Bradenton	R	1:05 p.m.
Tuesday	February 27	St. Louis @Minnesota	Lee County (JBP) Lee County (Hammond)	R T*	1:05 p.m. 6:05 p.m.
Wednesday	February 28	Pittsburgh	Lee County (JBP)	R	1:05 p.m.
Thursday	March 1	@Houston	West Palm Beach	R/T^	1:05 p.m.
Friday	March 2	@St. Louis	Jupiter	R/M	1:05 p.m.
Saturday	March 3	New York Yankees	Lee County (JBP)	R*/T	1:05 p.m.
Sunday	March 4	@Baltimore	Sarasota	R/T	1:05 p.m.
Monday	March 5	OPEN DATE			
Tuesday	March 6	@Tampa Bay	Port Charlotte	R	1:05 p.m.
Wednesday	March 7	Minnesota @Philadelphia	Lee County (JBP) Clearwater	R M	1:05 p.m. 1:05 p.m.
Thursday	March 8	Tampa Bay	Lee County (JBP)	R/T^	1:05 p.m.
Friday	March 9	@Miami	Jupiter	R	1:05 p.m.
Saturday	March 10	@Minnesota	Lee County (Hammond)	R/T*	1:05 p.m.
Sunday	March 11	Baltimore (ss)	Lee County (JBP)	R/T	1:05 p.m.
Monday	March 12	@Toronto	Dunedin	R	1:07 p.m.
Tuesday	March 13	OPEN DATE			
Wednesday	March 14	@Minnesota	Lee County (Hammond)	R	1:05 p.m.
Thursday	March 15	Toronto	Lee County (JBP)	R/T^	1:05 p.m.
Friday	March 16	Minnesota (ss)	Lee County (JBP)	R*/T	6:05 p.m.
Saturday	March 17	Tampa Bay	Lee County (JBP)	R*/T	1:05 p.m.
Sunday	March 18	@Pittsburgh (ss)	Bradenton	R/T	1:05 p.m.
Monday	March 19	Philadelphia	Lee County (JBP)	R	1:05 p.m.
Tuesday	March 20	Pittsburgh	Lee County (JBP)	R	1:05 p.m.
Wednesday	March 21	@Tampa Bay	Port Charlotte	R	1:05 p.m.
Thursday	March 22	@Baltimore	Sarasota	R/T^	1:05 p.m.
Friday	March 23	@New York Yankees	Tampa	R/E	1:05 p.m.
Saturday	March 24	Houston	Lee County (JBP)	R/T	1:05 p.m.
Sunday	March 25	@Minnesota	Lee County (Hammond)	R/T	1:05 p.m.
Monday	March 26	Chicago Cubs	Lee County (JBP)	R/T	6:05 p.m.
Tuesday	March 27	Chicago Cubs	Lee County (JBP)	R/T/E	1:05 p.m.

(R) WEEI 850 AM • (R*) WEEI 93.7 FM

(T) NESN • (T*) NESNplus • (T^)^ NESN/WFXT • (E) ESPN • (M) MLBN

2018 BOSTON RED SOX 40-MAN ROSTER

		MANAGER: Alex Cora (28) COACHES: Brian Bannister (86), Andy Barakat (58), Craig Bjornson (82), Tom Goodwin (82), Tim Hyers (51), Dana LeVangie (60), Ron Roenicke (10), Ramon Vazquez (84).																		
#	PITCHERS (23)	B-T	HIT	WT	Birthdate	Birthplace	W-L	ERA	G	GS	CG	SV	IP	H	R	ER	BB	SO	MLS	
32	Barnes, Matt	R-R	6-4	215	6/17/90	Danbury, CT	BOSTON	7-3	3.88	70	0	0	1	69.2	57	31	30	28	83	2,110
						Portland (AA)	Portland (AA)	0-0	0.00	1	1	0	0	1.0	1	0	0	1	1	1
78	Becks, Jalen	L-L	5-11	195	7/10/93	Fayetteville, AR	Pawtucket (AAA)	5-1	2.19	9	1	0	0	49.1	35	12	12	22	58	0,000
						Marthens, NC	Portland (AA)	6-7	3.86	17	17	0	0	95.2	86	45	41	33	97	0,000
79	Buttrey, Ty	L-R	6-6	230	3/31/93	Marthens, NC	Pawtucket (AAA)	1-4	3.72	30	0	4	0	46.0	39	22	19	23	56	0,000
						Guantanamo, Cuba	Salem (A)	1-1	7.64	10	0	0	0	17.2	21	16	15	10	18	2,119
29	Elias, Roenis	L-L	5-11	205	8/1/88	Guantanamo, Cuba	Lowell (A)	0-1	15.75	1	1	0	0	4.0	10	9	7	2	1	2,119
						Portland (AA)	Portland (AA)	0-1	3.38	1	1	0	0	2.2	2	1	1	1	1	2
						Portland (AAA)	Pawtucket (AAA)	1-4	6.62	7	7	0	0	34.0	43	25	25	9	25	0,000
						BOSTON	BOSTON	0-0	0.00	1	0	0	0	0	0	0	0	1	1	0,000
37	Hembree, Heath	R-R	6-4	220	1/13/89	Spartanburg, SC	BOSTON	2-3	3.63	62	0	0	0	62.0	72	29	25	18	70	2,106
66	Jeretz, Williams	L-L	6-4	200	5/16/92	Sanitago, D.R.	Portland (AA)	2-0	3.16	29	0	4	0	51.1	50	21	18	17	47	0,000
						Lakeland, FL	Pawtucket (AAA)	0-2	3.75	9	0	0	0	12.0	9	7	5	6	10	0,043
61	Johnson, Brian	L-L	6-3	240	12/7/90	Lakeland, FL	Pawtucket (AAA)	3-4	3.09	17	17	0	0	90.1	82	32	31	28	70	0,043
						Anaheim, CA	BOSTON	2-0	4.33	5	5	1	0	27.0	32	13	13	8	21	0,043
56	Kelly, Joe	R-R	6-1	185	6/9/88	Anaheim, CA	Lowell (A)	0-0	3.38	1	1	0	0	2.2	2	2	1	2	4	0,043
						Huntsville, AL	BOSTON	4-1	2.79	54	0	0	0	58.0	42	19	18	27	52	5,029
46	Kimbrel, Craig	R-R	6-0	205	5/28/88	Huntsville, AL	Pawtucket (AAA)	0-0	0.00	1	0	0	0	1.0	0	0	0	0	1	0,042
62	Maddox, Austin	R-R	6-3	251	5/13/91	Jacksonville, FL	BOSTON	5-0	1.43	67	0	0	35	69.0	33	11	11	14	126	7,066
						Collerville, TN	Portland (AA)	0-1	1.35	10	0	0	2	13.1	9	2	2	5	8	0,042
						Murfreesboro, TN	Pawtucket (AAA)	2-2	3.50	27	0	0	6	36.0	22	14	14	21	38	0,042
						Valencia, Venezuela	BOSTON	0-0	0.52	13	0	0	0	17.1	13	1	1	2	14	0,042
31	Pomeranz, Drew	R-L	6-5	232	11/22/88	Collerville, TN	BOSTON	17-6	3.32	32	32	0	0	173.2	166	69	64	69	174	5,013
22	Porcello, Rick	R-R	6-5	205	12/27/88	Morristown, NJ	BOSTON	11-17	4.65	33	33	2	0	203.1	236	125	105	48	181	8,170
24	Pruce, David	L-L	6-5	215	8/26/85	Murfreesboro, TN	BOSTON	6-3	3.38	16	11	0	0	74.2	65	30	28	24	76	8,164
						Valencia, Venezuela	Pawtucket (AAA)	0-0	9.53	2	2	0	0	5.2	12	9	6	2	8	0,042
57	Rodriguez, Eduardo	L-L	6-2	222	4/7/93	Valencia, Venezuela	BOSTON	6-7	4.19	25	24	0	0	137.1	126	66	64	50	150	2,130
						Lakeland, FL	Portland (AA)	0-1	15.00	1	1	0	0	3.0	9	6	5	3	3	0,042
						Miami, FL	Pawtucket (AAA)	0-1	4.35	2	2	0	0	10.1	10	5	5	5	12	0,042
41	Sale, Chris	L-L	6-6	178	3/30/89	Lakeland, FL	BOSTON	17-8	2.90	32	32	1	0	214.1	165	73	69	43	308	7,061
36	Scott, Robby	S-L	6-2	238	8/29/89	Miami, FL	BOSTON	2-1	3.79	57	0	0	0	35.2	22	16	15	13	31	1,021
						Ashland, KY	Pawtucket (AAA)	0-0	0.00	7	0	0	0	7.1	3	0	0	5	5	0,000
67	Shepherd, Chandler	R-R	6-1	217	8/25/92	Ashland, KY	Pawtucket (AAA)	1-5	4.07	34	1	0	2	59.2	59	31	27	18	68	0,000
39	Smith, Carson	R-R	6-5	225	10/19/89	Midland, TX	Portland (AA)	0-1	54.00	1	1	0	0	0.1	0	2	2	3	0	3,028
						Midland, TX	Pawtucket (AAA)	1-1	4.15	10	0	0	0	8.2	10	5	4	3	6	0,000
						BOSTON	BOSTON	0-0	1.35	8	0	0	1	6.2	7	1	1	1	2	0,000

64	#	PITCHERS (cont'd)	B-T	HT	WT	Birthdate	Birthplace	2017 CLUB(S)	W-L	ERA	G	GS	CG	SV	IP	H	R	ER	BB	SO	MLS
		Taylor, Ben	R-R	6-3	238	11/12/92	Montgomery, AL	BOSTON Pawtucket (AAA) Lowell (A)	0-1 0-0 0-0	5.19 2.70 0.00	14 12 2	0 0 0	0 0 0	1 2 0	17.1 13.1 2.1	20 7 0	10 4 0	10 4 0	9 5 1	18 12 1	0.085
47		Thornburg, Tyler	R-R	5-11	202	9/29/88	Houston, TX	Pawtucket (AAA)	8-4	2.21	19	19	0	0	102.0	78	27	25	24	79	4.057
76		Velázquez, Hector	R-R	6-0	180	11/26/88	Sonora, Mexico	BOSTON	3-1	2.92	8	3	0	0	24.2	21	8	8	7	19	0.048
44		Workman, Brandon	R-R	6-5	238	8/13/88	Arlington, TX	Pawtucket (AAA) BOSTON	4-1 1-1	1.55 3.18	18 33	0 0	0 0	2	29.0	16	6	5	13	35	3.115
35		Wright, Steven	R-R	6-2	222	8/30/84	Torrance, CA	BOSTON	1-3	8.25	5	5	0	0	39.2	37	17	14	11	37	3.089
#		CATCHERS (3)	B-T	HT	WT	Birthdate	Birthplace	2017 CLUB(S)	AVG	G	AB	R	H	2B	3B	HR	RBI	BB	SO	SB	MLS
3		Leon, Sandy	S-R	5-10	240	3/13/89	Maracaibo, Venezuela	BOSTON	.225	85	271	32	61	14	0	7	82	25	74	0	3.149
23		Swihart, Blake	S-R	6-0	190	4/3/92	Bedford, TX	Pawtucket (AAA) GCL Red Sox (R) BOSTON	.190 .167 .200	53 30 6	195 30 5	22 6 1	37 5 1	6 2 0	1 0 0	4 0 0	23 8 0	13 8 2	54 8 3	1 2 0	1.164
7		Vázquez, Christian	R-R	5-9	198	8/21/90	Bayamon, PR.	BOSTON	.290	99	324	43	94	18	2	5	32	17	64	7	3.031
#		INFELDERS (10)	B-T	HT	WT	Birthdate	Birthplace	2017 CLUB(S)	AVG	G	AB	R	H	2B	3B	HR	RBI	BB	SO	SB	MLS
2		Bogers, Xander	R-R	6-2	215	10/1/92	Oranjestad, Aruba	BOSTON	.273	148	571	94	156	32	6	10	62	56	116	15	4.042
11		Devers, Rafael	L-R	6-0	234	10/24/96	Sanchez, D.R.	Portland (AA) Pawtucket (AAA) BOSTON	.300 .400 .284	77 9 58	287 35 222	48 6 34	86 14 63	19 1 14	0 0 0	18 2 10	56 4 30	31 3 18	56 8 57	0 0 3	0.070
40		Hernandez, Marco	L-R	6-0	210	9/6/92	Santiago, D.R.	BOSTON	.276	21	58	7	16	3	0	0	2	1	15	0	1.105
12		Holt, Brock	L-R	5-10	178	6/11/88	Fort Worth, TX	BOSTON	.200	64	140	20	28	6	0	0	7	19	34	2	4.052
5		Lin, Tzu-Wei	L-R	5-9	155	2/15/94	Kaohsiung County, Taiwan	Pawtucket (AAA) Portland (AA) BOSTON	.214 .250 .302	20 4 48	70 12 159	4 2 31	15 3 48	1 0 9	0 0 3	3 5 5	6 1 19	6 2 20	14 1 8	0 0 27	0.053
17		Marrero, Deven	R-R	6-1	195	8/25/90	Miami, FL	Pawtucket (AAA) Pawtucket (AAA) BOSTON	.227 .240 .211	35 50 71	141 183 171	12 17 32	44 36 36	13 9 0	0 3 4	2 14 6	9 11 27	11 28 12	28 2 61	5 5	1.049
15		Morland, Mitch	L-L	6-3	235	9/6/85	Annoy, MS	BOSTON	.246	149	508	73	125	34	0	22	79	57	120	0	7.067
18		Pedroia, Dustin	R-R	5-9	175	8/17/83	Woodland, CA	BOSTON	.293	105	406	46	119	19	0	7	62	49	48	4	11.041
13		Ramirez, Hanley	R-R	6-3	240	12/23/83	Samana, D.R.	BOSTON	.242	133	496	58	120	24	0	23	62	51	116	1	12.014
59		Travis, Sam	R-R	6-0	208	8/27/93	Chicago, IL	Pawtucket (AAA) BOSTON	.270 .263	82 33	304 76	40 13	82 20	14 6	0 0	6 1	24 6	37 23	57 1	6 23	0.076
#		OUTFIELDERS (4)	B-T	HT	WT	Birthdate	Birthplace	2017 CLUB(S)	AVG	G	AB	R	H	2B	3B	HR	RBI	BB	SO	SB	MLS
16		Benintendi, Andrew	L-L	5-9	180	7/6/94	Cincinnati, OH	BOSTON	.271	151	573	84	155	26	1	20	90	70	112	20	1.062
50		Berts, Mookie	R-R	5-9	175	10/7/92	Nashville, TN	BOSTON	.264	153	628	101	166	46	2	24	102	77	79	26	3.070
19		Bradley, Jr., Jackie	L-R	5-10	200	4/19/90	Richmond, VA	BOSTON	.245	133	482	58	118	19	3	17	63	48	124	8	3.150
54		Brentz, Bryce	R-R	6-0	205	12/30/88	Crossville, TN	Pawtucket (AAA)	.200	2	5	1	1	0	0	1	1	2	1	0	0.061
		Brentz, Bryce	R-R	6-0	205	12/30/88	Crossville, TN	Pawtucket (AAA)	.271	120	450	75	122	21	1	31	85	42	109	1	0.061



DETROIT TIGERS

ADDRESS

Publix Field at Joker Marchant Stadium
2301 Lakeland Hills Blvd., Admin Building
Lakeland, FL 33805

FOLLOW ON SOCIAL MEDIA

Twitter: @tigers; @TigresdeDetroit; @DetroitTigersPR

Instagram: tigers

Snapchat: Tigers

Facebook: www.facebook.com/Tigers

2017 RECORD

64-98...Fifth Place...AL Central...38.0 Games Back

CLUB CONTACTS

Stadium Office.....	(863) 413-4111
Al Avila, Executive Vice President, Baseball Operations & General Manager.....	(313) 471-2073
David Chadd, Vice President/Assistant General Manager.....	(313) 471-2028
John Westhoff, Vice President/Assistant General Manager, Baseball Legal Counsel.....	(313) 471-2030
Scott Bream, Vice President, Player Personnel.....	(863) 413-4108
Dave Littlefield, Vice President, Player Development.....	(863) 413-4138
Jay Sartori, Senior Director, Baseball Analytics & Operations.....	(313) 471-2288
Dan Lunetta, Director, Minor League Operations.....	(863) 413-4113
Dave Owen, Director, Player Development.....	(863) 413-4161
Sam Menzin, Director, Baseball Operations & Professional Scouting.....	(313) 471-2431
Cheryl Evans, Director, Minor League and Scouting Administration.....	(863) 413-4112
Marty Lyon, Executive Assistant to the EVP, Baseball Operations & GM.....	(313) 471-2058
Brian Britten, Director, Team Travel.....	(313) 471-2276
Ron Colangelo, Vice President, Communications.....	(313) 471-2024
Chad Crunk, Director, Baseball Media Relations.....	(313) 471-2092
Ben Fidelman, Coordinator, Media Relations.....	(313) 471-2227
Bryan Loor-Almonte, Coordinator, Media Relations.....	(313) 471-2142
Michele Wysocki, Coordinator, Media Relations.....	(313) 471-2114
Press Box.....	(863) 413-4102
Fax.....	(863) 413-4147
Minor League Facility.....	(863) 413-4111

STADIUM INFORMATION

Publix Field at Joker Marchant Stadium

2301 Lakeland Hills Blvd.

Lakeland, FL 33805

Capacity: 9,654

Years at present location (including 2018 season): 82nd in TigerTown, 53rd at Stadium

Dimensions:

Center Field: 420 feet

Left Field Foul Pole: 340 feet

Right Field Foul Pole: 340 feet

PRE-GAME TIMINGS

Afternoon Games (1:05 p.m. Starts)

Tigers BP: until 11:20 a.m.

Tigers Infield: Before Tigers BP

Visitors BP: 11:20 a.m. - 12:20 p.m.

Visitors Infield: 12:20 - 12:30 p.m.

DIRECTIONS

From East or West: Take I-4 to Exit 33 and follow Route 33 South approximately two and a half miles to Publix Field at Joker Marchant Stadium on the left.

TICKET INFORMATION

Navy Level Games: (March 6, March 7, March 12, March 17, March 19, March 20, March 26): Field Box Seats Sold Out, Infield Box Seats Sold Out, First Base Box Seats Sold Out, Reserved \$32, Left Field Box \$30, Left Field Reserved \$28, Berm Drink Rail \$25, Grass Berm \$15, Runway \$15, Standing Room \$15.

Orange Level Games: (February 24, March 3, March 9, March 11, March 16, March 24, March 25): Field Box Seats Sold Out, Infield Box Seats Sold Out, First Base Box Seats Sold Out, Reserved \$27, Left Field Box \$25, Left Field Reserved \$23, Berm Drink Rail \$23, Grass Berm \$13, Runway \$13, Standing Room \$13.

White Level Games: (February 22, February 25, March 1, March 2): Field Box Seats Sold Out, Infield Box Seats Sold Out, First Base Box Seats Sold Out, Reserved \$23, Left Field Box \$21, Left Field Reserved \$19, Berm Drink Rail \$19, Grass Berm \$10, Runway \$10, Standing Room \$10.

Full season ticket packages and flex plans of five-or-more games are available at the Publix Field at Joker Marchant Stadium ticket office, via phone at (863) 686-8075, or by visiting www.tigers.com. For additional ticket information and special group pricing, call the Lakeland ticket office at (863) 686-8075.

PHOTO DAY

Tuesday, February 20 at 7:30 a.m.

MINOR LEAGUE INFORMATION

Facility is located within TigerTown. Pitchers and catchers report March 4 (first workout March 6) and the balance of the squad reports March 11 (first workout on March 13).



NON-ROSTER INVITEES

Pitchers

- 58 Alcantara, Victor, RHP
- 67 Burgos, Enrique, RHP
- 71 Comer, Kevin, RHP
- 75 Faedo, Alex, RHP
- 79 Montgomery, Mark, RHP
- 85 Voelker, Paul, RHP
- 19 Wood, Travis, LHP

Catchers

- 33 Norris, Derek
- 28 Peña, Brayán
- 83 Perez, Arvicent
- 84 Rogers, Jake

Infielders

- 86 Amarista, Alexi
- 70 Castro, Harold
- 82 Eaves, Kody
- 74 Espinal, Edwin
- 72 Ficociello, Dominic
- 76 Goodrum, Niko
- 81 Kozma, Pete
- 80 Rodriguez, Ronny

Outfielders

- 37 Adduci, Jim
- 78 Huffman, Chad
- 73 Krizan, Jason



NEW TIGERS IN 2018

Sergio Alcantara, INF
Johnny Barbato, RHP
Ryan Carpenter, LHP
Mike Fiers, RHP
Mike Gerber, OF
Grayson Greiner, C
Eduardo Jimenez, RHP
Dawel Lugo, INF
Leonys Martin, OF
Gerson Moreno, RHP
Victor Reyes, OF
Gregory Soto, LHP
Spencer Turnbull, RHP

GONE FROM 2017

Tyler Collins, OF
Jeff Ferrell, RHP
Bryan Holaday, C
Myles Jaye, RHP
Ian Kinsler, INF
Efren Navarro, INF
Alex Presley, OF
Andrew Romine, INF/OF
Bruce Rondón, RHP
Kyle Ryan, LHP
Anibal Sanchez, RHP

SPRING TRAINING SITES

1901	Detroit, MI
1902	Ypsilanti, MI
1903-04	Shreveport, LA
1905-07	Augusta, GA
1908	Hot Springs, AR
1909-10	San Antonio, TX
1911-12	Monroe, LA
1913-15	Gulfport, MS
1916-18	Waxahachie, TX
1919-20	Macon, GA
1921	San Antonio, TX
1922-26	August, GA
1927-28	San Antonio, TX
1929	Phoenix, AZ
1930	Tampa, FL
1931	Sacramento, CA
1932	Palo Alto, CA
1933	San Antonio, TX
1934-42	Lakeland, FL
1943-45	Evansville, IN
1946-present	Lakeland, FL

RECORD & ATTENDANCE — LAST FIVE YEARS

Year	Record	Attendance
2017	14-21-2	127,345
2016	18-11-1	116,061
2015	12-20-3	134,377
2014	15-12-2	116,226
2013	19-14	136,858



PUBLIX FIELD AT JOKER MARCHANT STADIUM - LAKELAND, FLORIDA



2018 SPRING TRAINING SCHEDULE

[All Times Local; (ss) — Split Squad for opponent]

Day	Date	Opponent	Site	R/TV	Time
Thursday	February 22	Florida Southern	Lakeland		1:05 p.m.
Friday	February 23	@New York Yankees	Tampa	R*/T	1:05 p.m.
Saturday	February 24	Toronto	Lakeland	R*	1:05 p.m.
Sunday	February 25	Pittsburgh	Lakeland	R	1:05 p.m.
		@Toronto	Dunedin		1:07 p.m.
Monday	February 26	@Baltimore	Sarasota		1:05 p.m.
Tuesday	February 27	@Philadelphia	Clearwater		1:05 p.m.
Wednesday	February 28	@New York Yankees	Tampa	T	1:05 p.m.
Thursday	March 1	Atlanta (ss)	Lakeland	R	1:05 p.m.
Friday	March 2	Miami	Lakeland	R	1:05 p.m.
Saturday	March 3	Tampa Bay	Lakeland	R*	1:05 p.m.
Sunday	March 4	@Washington (ss)	West Palm Beach		1:05 p.m.
Monday	March 5	@New York Mets	Port St. Lucie		1:10 p.m.
Tuesday	March 6	New York Yankees	Lakeland	R	1:05 p.m.
Wednesday	March 7	Toronto (ss)	Lakeland	R	1:05 p.m.
Thursday	March 8	@Pittsburgh	Bradenton		1:05 p.m.
Friday	March 9	New York Mets	Lakeland	R	1:05 p.m.
Saturday	March 10	@Toronto	Dunedin	R*	1:07 p.m.
Sunday	March 11	Atlanta	Lakeland	R*/T	1:05 p.m.
Monday	March 12	Washington	Lakeland	R/T	1:05 p.m.
Tuesday	March 13	@New York Yankees	Tampa	R/T	1:05 p.m.
Wednesday	March 14	OPEN DATE			
Thursday	March 15	@Atlanta	Disney		1:05 p.m.
Friday	March 16	Philadelphia (ss)	Lakeland		1:05 p.m.
Saturday	March 17	New York Yankees	Lakeland	R*/T*	1:05 p.m.
Sunday	March 18	@Tampa Bay	Port Charlotte		1:05 p.m.
Monday	March 19	Baltimore	Lakeland	R	1:05 p.m.
Tuesday	March 20	New York Yankees	Lakeland	R	1:05 p.m.
Wednesday	March 21	@Atlanta	Disney	T	6:05 p.m.
Thursday	March 22	@Philadelphia	Clearwater		1:05 p.m.
Friday	March 23	@Atlanta	Disney	R/T	1:05 p.m.
Saturday	March 24	Philadelphia	Lakeland	R*	1:05 p.m.
Sunday	March 25	Atlanta	Lakeland	R*/T	1:05 p.m.
Monday	March 26	Tampa Bay	Lakeland	R/T	1:05 p.m.
Tuesday	March 27	@Tampa Bay	Tropicana Field		12:35 p.m.

(R) WXYT 1270 AM • (R*) WXYT 97.1 FM
 (T) FOX Sports Detroit • (T*) FOX Sports Detroit Plus

2018 DETROIT TIGERS 40-MAN ROSTER

MANAGER: Ron Gardenhire (15), COACHES: Rick Anderson (38), Chris Bosio (29), Phil Clark (59), Steve Liddle (43), Lloyd McClendon (20), Ramon Santiago (39), Joe Vavra (52).																				
#	PITCHERS (24)	B-T	HT	WT	Birthdate	Birthplace	2017 CLUB(S)	W-L	ERA	G	GS	CG	SV	IP	H	R	ER	BB	SO	MLS
62	Baez, Sandy	R-R	6-2	180	11/25/93	Juan Barón, D.R.	Lakeland (A)	6-7	3.86	17	17	0	0	88.2	88	40	38	24	92	0.000
51	Barbato, Johnny	R-R	6-1	225	7/11/92	Miami, FL	Scranton/WB (AAA)	0-1	4.50	2	2	0	0	10.0	9	6	5	5	13	0.113
64	Bell, Chad	R-L	6-3	200	2/28/89	Knoxville, TN	Indianapolis (AAA)	0-1	3.06	26	2	0	4	35.1	28	12	12	11	36	
48	Boyd, Matthew	L-L	6-3	215	2/2/91	Belleuve, WA	PITTSBURGH	0-1	4.08	24	0	0	0	28.2	25	13	13	18	23	
31	Carpenter, Ryan	L-L	6-5	210	8/22/90	Glendale, AZ	Toledo (AAA)	2-4	3.41	7	7	0	0	34.1	34	15	10	31	10	0.129
45	Farmer, Buck	L-R	6-4	225	2/20/91	Conyers, GA	DETROIT	0-3	6.93	28	4	0	0	62.1	81	49	48	31	57	
50	Fiers, Mike	R-R	6-2	202	6/15/85	Hollywood, FL	Toledo (AAA)	3-3	2.82	8	8	1	0	51.0	35	16	16	13	53	1.136
32	Fulmer, Michael	R-R	6-3	210	3/15/93	Oklahoma City, OK	DETROIT	10-9	5.27	26	25	1	0	135.0	157	84	79	53	110	
61	Greene, Shane	R-R	6-4	210	11/17/88	Clermont, FL	Albuquerque (AAA)	6-11	4.15	27	25	1	0	156.0	161	74	72	39	161	0.000
36	Hardy, Blaine	L-L	6-2	215	3/14/87	Seattle, WA	Toledo (AAA)	4-4	3.93	21	21	0	0	123.2	133	58	54	31	114	1.083
66	Jimenez, Eduardo	R-R	6-2	160	4/4/95	Cumana, Venezuela	DETROIT	5-5	6.75	11	11	0	0	48.0	55	38	36	20	49	
77	Jiménez, Joe	R-R	6-3	220	1/17/95	San Juan, P.R.	HOUSTON	10-12	5.22	29	28	0	0	153.1	157	95	89	62	146	4.085
63	Labour, Jairo	L-L	6-4	204	3/7/94	Azua, D.R.	DETROIT	10-12	3.83	25	25	1	0	164.2	150	80	70	40	114	1.157
57	Lewicki, Arnie	R-R	6-3	212	4/8/92	Wyckoff, NJ	DETROIT	4-3	2.66	71	0	0	9	67.2	50	21	20	34	73	3.075
60	Moreno, Gerson	R-R	6-0	175	9/10/95	Yamasa, D.R.	Toledo (AAA)	7-3	3.10	34	2	0	3	40.2	32	14	14	5	45	2.130
44	Norris, Daniel	L-L	6-2	195	4/25/93	Johnson City, TN	DETROIT	1-0	5.94	35	0	0	0	33.1	46	24	22	13	28	0.000
26	Reininger, Zac	R-R	6-3	170	1/28/93	San Antonio, TX	West Michigan (A)	0-1	1.05	21	0	0	6	34.1	21	6	4	10	44	0.000
53	Saupold, Warwick	R-R	6-2	188	1/16/90	Redcliffe, Australia	Lakeland (A)	0-0	4.41	13	0	0	0	16.1	21	11	8	5	16	0.077
65	Soto, Gregory	L-L	6-1	180	2/11/95	Haina, D.R.	Lakeland (A)	0-0	0.00	1	1	0	0	1.0	1	0	0	0	1	
68	Stumpf, Daniel	L-L	6-2	200	1/4/91	Humble, TX	DETROIT	0-0	1.44	26	0	0	4	25.0	19	4	4	12	36	
							DETROIT	0-2	12.32	24	0	0	0	19.0	31	28	6	9	17	
							Lakeland (A)	0-0	0.66	8	0	0	0	13.2	8	2	1	3	22	0.031
							Erie (AA)	1-1	2.64	21	0	0	4	30.2	23	10	9	7	36	
							Toledo (AAA)	0-0	2.45	16	0	0	0	22.0	12	6	23	21	4	
							DETROIT	0-0	4.50	6	0	0	0	6.0	4	3	3	7	4	
							Erie (AA)	9-4	3.76	20	20	0	0	110.0	107	53	46	24	90	0.029
							Toledo (AAA)	5-0	2.03	5	5	0	0	31.0	28	7	7	7	33	
							DETROIT	0-1	6.10	4	1	0	0	10.1	19	8	7	4	6	
							Lakeland (A)	1-0	2.01	21	0	0	8	22.1	19	6	5	8	30	0.000
							Erie (AA)	0-3	6.43	20	0	0	0	28.0	23	20	20	17	36	
							Toledo (AAA)	0-4	12.21	6	6	0	0	14.0	22	20	19	16	18	2.073
							DETROIT	5-8	5.31	22	18	0	0	101.2	120	64	60	44	86	
							Lakeland (A)	1-1	3.86	17	0	0	0	28.0	22	12	12	6	26	0.039
							Erie (AA)	1-1	1.48	16	0	0	1	24.1	13	5	4	8	29	
							Toledo (AAA)	1-0	1.59	9	0	0	1	11.1	7	2	2	4	5	
							DETROIT	0-0	7.45	10	0	0	0	9.2	16	8	8	3	5	
							Toledo (AAA)	2-0	2.90	7	7	0	0	40.1	38	13	13	17	33	1.035
							DETROIT	3-2	4.88	45	0	0	0	62.2	64	36	34	31	44	0.000
							West Michigan (A)	10-1	2.25	18	18	0	0	96.0	70	29	24	54	116	
							Lakeland (A)	2-1	2.25	5	5	0	0	28.0	27	8	7	11	28	
							Toledo (AAA)	1-2	3.38	24	0	0	0	21.1	19	8	8	5	26	1.063
							DETROIT	0-1	3.82	55	0	0	0	37.2	37	16	16	15	33	

#	PITCHERS (cont'd)	B-T	HT	WT	Birthdate	Birthplace	2017 CLUB(S)	W-L	ERA	G	GS	CG	SV	IP	H	R	ER	BB	SO	MLS
56	Turnbull, Spencer	R-R	6-3	230	9/18/92	Demopolis, AL	GCL Tigers West (R) Lakeland (A)	0-0 7-3	4.00 3.05	2 15	2 0	0 0	0 0	9.0 82.2	8 68	5 30	4 28	2 25	16 64	0.000
54	VerHagen, Drew	R-R	6-6	230	10/22/90	Royse City, TX	Eric (AA) Toledo (AAA)	0-3 7-7	6.20 4.90	4 19	4 19	0 0	0 0	20.1 97.1	22 108	16 59	14 43	8 22	22 25	1.149
30	Wilson, Alex	R-R	6-0	215	11/3/86	Dhahran, Saudi Arabia	DETROIT	0-3	5.77	24	2	0	0	34.1	42	22	9	25	42	4.038
27	Zimmermann, Jordan	R-R	6-2	223	5/23/86	Auburndale, WI	DETROIT	8-13	6.08	29	29	0	0	160.0	204	111	108	44	103	8.154
#	CATCHERS (3)	B-T	HT	WT	Birthdate	Birthplace	2017 CLUB(S)	AVG	G	AB	R	H	2B	3B	HR	RBI	BB	SO	SB	MLS
17	Greiner, Grayson	R-R	6-6	220	10/11/92	Columbia, SC	Eric (AA) Toledo (AAA)	.241 .143	98 5	328 14	34 0	79 2	20 1	0 0	14 0	42 2	38 2	72 3	0 0	0.000
55	Hicks, John	R-R	6-2	228	8/31/89	Richmond, VA	Toledo (AAA) DETROIT	.269 .266	52 60	208 173	21 25	56 46	10 12	1 0	7 6	35 22	4 13	54 51	5 2	1.001
34	McCann, James	R-R	6-3	225	6/13/90	Santa Barbara, CA	Toledo (AAA) DETROIT	.667 .253	2 106	6 352	1 39	4 89	14 2	0 1	0 13	3 49	1 26	89 1	0	3.028
#	INFELDERS (6)	B-T	HT	WT	Birthdate	Birthplace	2017 CLUB(S)	AVG	G	AB	R	H	2B	3B	HR	RBI	BB	SO	SB	MLS
40	Alcantara, Sergio	S-R	5-9	151	7/10/96	Santo Domingo Este, D.R.	Visalia (A) Lakeland (A)	.279 .230	86 35	340 126	44 18	95 29	15 4	2 1	3 0	28 7	34 14	57 23	11 4	0.000
24	Cabrera, Miguel	R-R	6-4	240	4/18/83	Maracay, Venezuela	DETROIT	.249	130	469	50	117	22	0	16	60	54	110	0	14.10
46	Candelario, Jeter	S-R	6-1	210	11/24/93	New York, NY	Iowa (AAA) Toledo (AAA)	.266 .264	81 29	286 121	39 13	76 32	27 9	3 1	12 5	41 3	41 19	72 5	0 1	0.056
1	Iglesias, José	R-R	5-11	185	1/5/90	Havana, Cuba	DETROIT	.152	11	33	2	5	2	0	1	3	1	32	0	1.075
18	Lugo, Dawel	R-R	6-0	190	12/31/94	Bani, D.R.	DETROIT	.330	27	94	16	31	7	0	2	13	12	18	0	5.036
49	Machado, Dixon	R-R	6-1	169	2/22/92	San Ciriaco-lichin, Venezuela	Jackson (AA) Eric (AA) DETROIT	.282 .269 .259	88 43 73	341 175 166	40 18 17	96 47 43	21 6 5	4 1 1	7 6 11	43 22 10	51 12 32	1 2 1	0.000	
#	OUTFIELDERS (6)	B-T	HT	WT	Birthdate	Birthplace	2017 CLUB(S)	AVG	G	AB	R	H	2B	3B	HR	RBI	BB	SO	SB	MLS
9	Castrellanos, Nicholas	R-R	6-4	210	3/4/92	Davie, FL	DETROIT	.272	157	614	73	167	36	10	26	101	41	142	4	4.029
13	Gerber, Mike	L-R	6-0	190	7/8/92	Nashville, TN	Lakeland (A) Eric (AA)	.444 .291	5 92	18 350	3 62	8 102	2 22	0 13	0 45	2 39	7 85	0 10	0.000	
21	Jones, JaCoby	R-R	6-2	205	5/10/92	Chickasha, OK	Toledo (AAA) DETROIT	.412 .170	4 56	17 141	4 14	7 24	2 3	0 1	3 3	1 13	1 9	6 65	0 6	0.125
8	Mahtook, Mikie	R-R	6-1	200	11/30/89	Lafayette, LA	DETROIT	.276	109	348	50	96	15	6	12	38	23	79	6	2.011
12	Martin, Leonys	L-R	6-2	200	3/6/88	Villa Clara, Cuba	Tacoma (AAA) SEATTLE	.306 .174	88 34	360 115	63 12	110 20	24 2	5 1	11 3	39 8	23 5	89 25	25 6	4.161
22	Reyes, Victor	S-R	6-5	194	10/5/94	Barcelona, Venezuela	CHICAGO (NL) Jackson (AA)	.154 .292	15 126	13 479	2 59	2 140	2 29	1 5	0 4	0 51	0 27	4 80	18	0.000
#	DH (1)	B-T	HT	WT	Birthdate	Birthplace	2017 CLUB(S)	AVG	G	AB	R	H	2B	3B	HR	RBI	BB	SO	SB	MLS
41	Martinez, Victor	S-R	6-2	210	12/23/78	Ciudad Bolívar, Venezuela	DETROIT	.255	107	392	38	100	16	0	10	47	36	63	0	14.114



HOUSTON ASTROS

ADDRESS

The Ballpark of the Palm Beaches
5454 Haverhill Road
West Palm Beach, FL 33407

FOLLOW ON SOCIAL MEDIA

Twitter: @astros
Instagram: astrosbaseball
Snapchat: astrosmlb
Facebook: www.facebook.com/Astros

2017 RECORD

101-61...World Series Champions...First Place...AL West...21.0 Games Ahead

CLUB CONTACTS

Reid Ryan, President, Business Operations.....	(713) 259-8910
Jeff Luhnow, General Manager.....	(713) 259-8914
Mike Elias, Assistant General Manager, Player Acquisition.....	(713) 259-8940
Brandon Taubman, Senior Director, Baseball Operations, Research & Innovation.....	(713) 259-8495
Pete Putila, Director, Player Development.....	(713) 259-8941
Armando Velasco, Director, Minor League Operations.....	(713) 259-8821
Jay Edmiston, Director, Florida Operations.....	(321) 697-3103
Derek Vigoa, Senior Manager, Team Operations.....	(713) 259-8979
Gene Dias, Vice President, Communications.....	(713) 259-8985
Steve Grande, Senior Manager, Communications.....	(713) 259-8990
Chris Peixoto, Coordinator, Communications.....	(713) 259-8988

HOTEL INFORMATION

Home: SpringHill Suites by Marriott West Palm Beach, 2437 Metrocentre Blvd., West Palm Beach, FL 33407. Phone: (561) 689-6814.

STADIUM INFORMATION

The Ballpark of the Palm Beaches (address above)

Capacity: 7,858

Years at present location (including 2018 season): 2

Dimensions:

Center Field: 406 feet

Left Field Power Alley: 377 feet

Right Field Power Alley: 386 feet

Left Field Foul Pole: 335 feet

Right Field Foul Pole: 336 feet

Media Phones: Phones are located in the press box. The press box has full wireless access.

Clubhouse Access: The clubhouse is open until one hour prior to games and when the club is not on the field. The clubhouse reopens at the discretion of the Astros Communications staff.

PRE-GAME TIMINGS

Afternoon Games (1:05 p.m. Starts)

Astros BP: 10:10 - 11:10 a.m.

Visitors BP: 11:10 a.m. - 12:10 p.m.

Evening Games (6:05 p.m. Starts)

Astros BP: 3:10 - 4:10 p.m.

Visitors BP: 4:10 - 5:10 p.m.

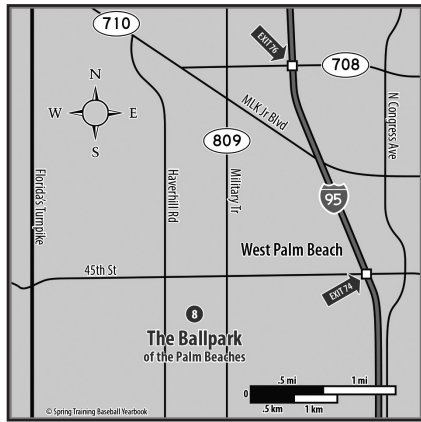


DIRECTIONS

From I-95 North: Exit I-95 onto 45th Street. Proceed west to Haverhill Road, turning left onto Haverhill Road. Proceed towards the stadium for Disabled Parking or drop-off. The north entrance on Haverhill Road will be right-out only.

From I-95 South: Drivers may exit I-95 from Okeechobee Blvd. or 45th Street exits. Using Okeechobee Blvd., proceed west to Haverhill Road. Turn right onto Haverhill Road. Using 45th Street, proceed west to Haverhill Road, turning left onto Haverhill Road. Proceed towards the stadium for Disabled Parking or drop-off. The north entrance on Haverhill Road will be right-out only.

From Florida's Turnpike: Exit Florida's Turnpike onto Okeechobee Blvd. Proceed east to Haverhill Road, turning left onto Haverhill Road. Proceed towards the stadium for Disabled Parking or drop-off. The north entrance on Haverhill Road will be right-out only.



TICKET INFORMATION

The Astros will have variable ticket pricing for individual tickets with three tiers of games this season. The Astros have five ticket pricing levels available: Home Plate Box (\$42-\$65), Field Box (\$37-\$56), Dugout Box (\$31-\$47), Infield Box (\$25-\$42) and Outfield Reserve (\$19-\$32). Suite tickets range from \$900-\$1,050, while tickets for the Banana Boat LAWN will be between \$10-\$20. Groups of 15 or more people can enjoy discounted rates for the Outfield Reserve and Banana Boat LAWN areas. Tickets may be purchased at the box office or by calling (877) 935-5668. Tickets for all Astros Spring Training games can also be purchased online at astros.com/spring.

PHOTO DAY

Wednesday, February 21 at 6:45 a.m.

MINOR LEAGUE INFORMATION

The report date for all Minor League players is March 8. The first full squad workout is on March 10.

NEW ASTROS IN 2018

Buddy Boshers, LHP
Gerit Cole, RHP
Anthony Gose, LHP
Hector Rondon, RHP
Joe Smith, RHP

GONE FROM 2017

Carlos Beltrán, OF
Juan Centeno, C
Tyler Clippard, RHP
Michael Feliz, RHP
Mike Fiers, RHP
Luke Gregerson, RHP
Francisco Liriano, LHP
Cameron Maybin, OF
Colin Moran, INF
Joe Musgrove, RHP
Preston Tucker, OF

SPRING TRAINING SITES

1962-63 Apache Junction, AZ
1964-84 Cocoa, FL
1985-2016 Kissimmee, FL
2017-present West Palm Beach, FL

NON-ROSTER INVITEES

Pitchers

66 Armenteros, Rogelio, RHP
82 Dorris, Jacob, RHP
70 Ferrell, Riley, RHP
68 Hauschild, Mike, RHP
69 McCurry, Brendan, RHP
71 Ramsey, Matt, RHP
67 Thornton, Trent, RHP
72 Valdez, Framber, LHP

Catchers

44 Federowicz, Tim
80 Ritchie, Jamie
77 Stubbs, Garrett

Infielders

99 Cesar, Randy
76 Mayfield, Jack
81 Tanielu, Nick

Outfielders

78 Ferguson, Drew
75 Garcia, Alejandro
74 Kemmer, Jon
73 Straw, Myles
79 Tucker, Kyle

RECORD & ATTENDANCE — LAST FIVE YEARS

Year	Record	Attendance
2017	15-15-3	55,081
2016	18-11-2	56,472*
2015	12-12	70,938*
2014	12-15	44,715*
2013	15-16	77,744*

*Games played in Kissimmee, FL

HOUSTON ASTROS™

2018 SPRING TRAINING SCHEDULE

[All Times Local; (ss) — Split Squad for opponent]

Day	Date	Opponent	Site	R/TV	Time
Friday	February 23	Washington	West Palm Beach	R/T	1:05 p.m.
Saturday	February 24	Atlanta	West Palm Beach	R/T	1:05 p.m.
Sunday	February 25	@St. Louis	Jupiter	R	1:05 p.m.
Monday	February 26	New York Mets	West Palm Beach	R*/T	1:05 p.m.
		@Miami	Jupiter		1:05 p.m.
Tuesday	February 27	@New York Mets	Port St. Lucie	R*	1:10 p.m.
Wednesday	February 28	Minnesota (ss)	West Palm Beach	R*/T	1:05 p.m.
Thursday	March 1	Boston	West Palm Beach	R*/T	1:05 p.m.
Friday	March 2	New York Mets (ss)	West Palm Beach	R/T	6:05 p.m.
Saturday	March 3	Washington	West Palm Beach	R/T	1:05 p.m.
Sunday	March 4	@St. Louis	Jupiter	R	1:05 p.m.
Monday	March 5	Miami	West Palm Beach	R*/T	1:05 p.m.
Tuesday	March 6	@Washington	West Palm Beach	R*	1:05 p.m.
		@New York Mets	Port St. Lucie		1:10 p.m.
Wednesday	March 7	Miami	West Palm Beach	R*	1:05 p.m.
Thursday	March 8	@Atlanta	Disney	R*	1:05 p.m.
Friday	March 9	St. Louis	West Palm Beach	R*	6:05 p.m.
Saturday	March 10	Washington	West Palm Beach	R	1:05 p.m.
Sunday	March 11	@New York Mets	Port St. Lucie	R	1:10 p.m.
Monday	March 12	OPEN DATE			
Tuesday	March 13	@New York Mets (ss)	Port St. Lucie	R*	1:10 p.m.
Wednesday	March 14	St. Louis	West Palm Beach	R*	1:05 p.m.
Thursday	March 15	@Washington	West Palm Beach	R*	1:05 p.m.
Friday	March 16	@New York Yankees	Tampa	R	6:35 p.m.
Saturday	March 17	@Miami	Jupiter	R	1:05 p.m.
Sunday	March 18	Atlanta	West Palm Beach	R/T	1:05 p.m.
Monday	March 19	New York Mets	West Palm Beach	R*/T	1:05 p.m.
Tuesday	March 20	OPEN DATE			
Wednesday	March 21	@Washington	West Palm Beach	R*/E	1:05 p.m.
Thursday	March 22	Miami	West Palm Beach	R*	1:05 p.m.
Friday	March 23	@Minnesota	Lee County (Hammond)		1:05 p.m.
		@Washington (ss)	West Palm Beach	R*	6:05 p.m.
Saturday	March 24	@Boston	Lee County (JBP)	R	1:05 p.m.
Sunday	March 25	@Miami (ss)	Jupiter	R	1:05 p.m.
Monday	March 26	Milwaukee	Minute Maid Park	R	7:05 p.m.
Tuesday	March 27	Milwaukee	Minute Maid Park		1:05 p.m.

(R) KBME 790 AM • (R*) Tape Delayed
(T) AT&T SportsNet Southwest • (E) ESPN



THE BALLPARK OF THE PALM BEACHES - WEST PALM BEACH, FLORIDA

2018 HOUSTON ASTROS 40-MAN ROSTER

MANAGER: A.J. Hinch (14), **COACHES:** Jeff Albert (46), Alex Ciminon (37), Joe Espada (20), Dave Hudgens (39), Gary Pettis (8), Brent Strom (56), Doug White (55).

#	PITCHERS (22)	B-T	HT	WT	Birthdate	Birthplace	2017 CLUB(S)	W-L	ERA	G	GS	CG	SV	IP	H	R	ER	BB	SO	MLS
52	Boshers, Buddy	L-L	6-3	205	5/9/88	Huntsville, AL	MINNESOTA	1-0	4.89	38	0	0	0	35.0	37	20	19	10	28	1.127
45	Cole, Gerrit	R-R	6-4	225	9/8/90	Newport Beach, CA	Rochester (AAA)	1-0	3.68	18	0	0	0	14.2	16	6	8	15		
65	Deetz, Dean	R-R	6-1	207	11/29/93	Nixa, MO	PITTSBURGH	12-12	4.26	33	33	0	0	203.0	199	98	96	55	196	4.111
							Fresno (AAA)	3-4	6.40	17	10	0	0	45.0	47	34	32	41	55	0.000
							Corpus Christi (AA)	4-2	1.82	8	6	0	0	39.2	27	8	9	42		
47	Devenski, Chris	R-R	6-3	209	11/13/90	Cerritos, CA	HOUSTON	8-5	2.68	62	0	0	4	80.2	50	26	24	26	100	2.000
53	Giles, Ken	R-R	6-2	205	9/20/90	Albuquerque, NM	HOUSTON	1-3	2.30	63	0	0	34	62.2	44	16	16	21	83	3.113
26	Gose, Anthony	L-L	6-1	190	8/10/90	Bellflower, CA	Lakeland (A)	0-2	7.59	11	0	0	0	10.2	7	9	6	14	14	2.125
64	Guduan, Reynain	L-L	6-4	212	3/16/92	San Pedro de Macoris, D.R.	HOUSTON	0-0	7.88	22	0	0	0	16.0	24	14	14	12	16	0.068
61	Gustave, Jandel	R-R	6-2	224	10/12/92	Pimentel, D.R.	Fresno (AAA)	5-7	5.87	39	0	0	1	46.0	61	33	30	14	47	
36	Harris, Will	R-R	6-4	249	8/28/84	Houston, TX	HOUSTON	0-0	5.40	6	0	0	0	5.0	4	3	7	2		1.036
							HOUSTON	3-2	2.98	46	0	0	2	45.1	37	15	15	7	52	4.102
							Fresno (AAA)	0-0	18.00	1	0	0	0	1.0	0	2	2	1	1	
							Corpus Christi (AA)	0-0	0.00	1	0	0	0	1.0	0	0	0	0	1	
							Butes Creek (A)	0-0	0.00	1	1	0	0	1.0	0	0	0	0	2	
51	Hoyt, James	R-R	6-6	237	9/30/86	Boise, ID	HOUSTON	1-0	4.38	43	0	0	0	49.1	51	24	24	14	66	1.034
60	Ketchel, Dallas	L-L	6-3	207	1/1/88	Tulsa, OK	Fresno (AAA)	2-0	1.93	13	0	0	4	14.0	10	3	3	6	18	
							HOUSTON	14-5	2.90	23	23	1	0	145.2	116	50	47	47	125	5.089
							Corpus Christi (AA)	0-0	0.00	1	1	0	0	3.0	2	0	0	1	3	
							Tri-City (A)	1-0	1.80	1	1	0	0	5.0	3	1	1	0	5	
58	Martes, Francis	R-R	6-0	249	11/24/95	Corui, D.R.	HOUSTON	5-2	5.80	32	4	0	0	54.1	51	40	35	31	69	0.166
43	McCullers Jr., Lance	L-R	6-1	203	10/2/93	Tampa, FL	Fresno (AAA)	0-2	5.29	8	8	0	0	32.1	40	24	19	28	38	
							HOUSTON	7-4	4.25	22	22	0	0	118.2	114	61	56	40	132	2.140
							Fresno (AAA)	0-1	9.00	1	1	0	0	3.0	3	3	3	5		
31	McHugh, Collin	R-R	6-2	192	6/19/87	Naperville, IL	Corpus Christi (AA)	1-0	3.60	1	1	0	0	5.0	5	2	2	1	2	
							HOUSTON	5-2	3.55	12	12	0	0	63.1	62	27	25	20	62	4.085
							Fresno (AAA)	0-0	27.00	1	1	0	0	1.0	3	3	3	1	1	
50	Morrton, Charlie	R-R	6-5	220	11/12/83	Flemington, NJ	Corpus Christi (AA)	0-0	3.60	4	4	0	0	15.0	18	10	6	4	11	
							HOUSTON	14-7	3.62	25	25	0	0	146.2	125	65	59	50	163	9.010
							Fresno (AAA)	0-1	1.50	2	2	0	0	6.0	4	1	1	2	3	
							Corpus Christi (AA)	0-0	0.00	1	1	0	0	4.1	1	2	0	2	5	
63	Paulino, David	R-R	6-5	222	2/6/94	Nizao, D.R.	HOUSTON	2-0	6.52	6	6	0	0	29.0	36	21	21	7	34	0.118
							Fresno (AAA)	0-1	4.50	3	3	0	0	14.0	11	8	7	9	13	
41	Peacock, Brad	R-R	6-1	208	2/2/88	Palm Beach, FL	HOUSTON	13-2	3.00	34	21	0	0	132.0	100	46	44	57	161	3.165
83	Perez, Cionel	L-L	5-11	170	4/21/96	Havana, Cuba	Corpus Christi (AA)	0-0	5.54	4	3	0	0	13.0	15	8	8	5	10	0.000
							Butes Creek (A)	2-1	2.84	5	4	0	0	25.1	27	10	8	5	18	
							Quad Cities (A)	4-3	4.39	12	9	0	2	55.1	52	30	27	17	55	

#	PITCHERS (cont'd)	B-T	HT	WT	Birthdate	Birthplace	2017 CLUB(S)	W-L	ERA	G	GS	CG	SV	IP	H	R	ER	BB	SO	MLS
62	Rodgers, Brady	R-R	6-2	210	9/17/90	Richmond, TX	Fresno (AAA)	2-0	1.10	3	3	0	0	16.1	14	2	2	1	11	0.063
30	Rondon, Hector	R-R	6-3	230	2/26/88	Guatire, Venezuela	CHICAGO (NL)	4-1	4.24	61	0	0	0	57.1	50	30	27	20	69	5.000
29	Sipp, Tony	L-L	6-0	194	7/12/83	Pascagoula, MS	HOUSTON	0-0	5.79	46	0	0	0	37.1	36	25	24	16	39	8.100
							Fresno (AAA)	0-0	4.50	2	0	0	0	2.0	2	1	1	0	2	
							Corpus Christi (AA)	0-0	0.00	1	1	0	0	1.0	0	0	0	1	0	
35	Verlander, Justin	R-R	6-5	225	2/20/83	Manakin Sabot, VA	HOUSTON	5-0	1.06	5	5	0	0	34.0	17	4	4	5	43	12.002
							DETROIT	10-8	3.82	28	28	0	0	172.0	153	76	73	67	176	
#	CATCHERS (3)	B-T	HT	WT	Birthdate	Birthplace	2017 CLUB(S)	AVG	G	AB	R	H	2B	3B	HR	RBI	BB	SO	SB	MLS
11	Gattis, Evan	R-R	6-4	253	8/18/86	Dallas, TX	HOUSTON	.263	84	300	41	79	22	0	12	55	18	50	0	5.000
							Corpus Christi (AA)	.000	2	5	1	0	0	0	0	0	2	0	0	
16	McCann, Brian	L-R	6-3	225	2/20/84	Athens, GA	HOUSTON	.241	97	349	47	84	12	1	18	62	38	58	1	12.117
12	Stassi, Max	R-R	5-10	200	3/15/91	Woodland, CA	HOUSTON	.167	14	24	5	4	1	0	2	4	6	4	0	1.049
							Fresno (AAA)	.266	73	241	54	64	14	0	12	33	38	67	1	
							Corpus Christi (AA)	.444	3	9	5	4	1	0	2	4	3	3	0	
#	INFELDERS (9)	B-T	HT	WT	Birthdate	Birthplace	2017 CLUB(S)	AVG	G	AB	R	H	2B	3B	HR	RBI	BB	SO	SB	MLS
27	Altuve, Jose	R-R	5-6	164	5/6/90	Manacay, Venezuela	HOUSTON	.346	153	590	112	204	39	4	24	81	58	84	32	6.072
2	Bregman, Alex	R-R	6-0	192	3/30/94	Albuquerque, NM	HOUSTON	.284	155	556	88	158	39	5	19	71	55	97	17	1.070
1	Correa, Carlos	R-R	6-4	218	9/22/94	Ponce, PR	HOUSTON	.315	109	422	82	133	25	1	24	84	53	92	2	2.119
							Fresno (AAA)	.286	4	14	1	4	0	0	0	4	1	4	0	
							Corpus Christi (AA)	.300	2	10	2	3	1	0	0	1	0	1	0	
28	Davis, J.D.	R-R	6-3	225	4/27/93	Elk Grove, CA	HOUSTON	.226	24	62	8	14	4	0	4	7	4	20	1	0.058
							Fresno (AAA)	.295	16	61	10	18	5	0	5	18	9	18	0	
							Corpus Christi (AA)	.279	87	351	49	98	18	0	21	60	31	90	5	
9	Gonzalez, Marwin	S-R	6-1	208	3/14/89	Puerto Ordaz, Venezuela	HOUSTON	.303	134	455	67	138	34	0	23	90	49	99	8	5.133
10	Gurrich, Yuli	R-R	6-0	202	6/9/84	Sancti Spiritus, Cuba	HOUSTON	.299	139	529	69	158	43	1	18	75	22	62	3	1.043
18	Kemp, Tony	L-R	5-6	163	10/31/91	Franklin, TN	HOUSTON	.216	17	37	6	8	1	0	0	4	1	5	1	0.132
							Fresno (AAA)	.329	118	504	95	166	23	9	10	62	35	43	24	
23	Reed, A.J.	L-L	6-4	275	5/10/93	Terre Haute, IN	HOUSTON	.000	2	6	0	0	0	0	0	0	0	1	0	0.105
							Fresno (AAA)	.261	127	476	89	124	24	0	34	104	72	146	0	
13	White, Tyler	R-R	5-11	221	10/29/90	Moorestown, NC	HOUSTON	.279	22	61	7	17	6	0	3	10	4	16	0	1.006
							Fresno (AAA)	.300	111	436	84	131	22	1	25	89	47	101	7	
#	OUTFIELDERS (4)	B-T	HT	WT	Birthdate	Birthplace	2017 CLUB(S)	AVG	G	AB	R	H	2B	3B	HR	RBI	BB	SO	SB	MLS
21	Fisher, Derek	L-R	6-3	209	8/21/93	Lebanon, PA	HOUSTON	.212	53	146	21	31	4	1	5	17	17	54	3	0.075
							Fresno (AAA)	.318	84	343	63	109	26	1	21	66	35	74	16	
6	Marisnick, Jake	R-R	6-4	228	3/30/91	Riverside, CA	HOUSTON	.243	106	230	50	56	10	0	16	35	20	90	9	3.145
							Corpus Christi (AA)	.429	2	7	2	3	1	0	1	2	0	2	0	
22	Reddick, Josh	L-R	6-2	195	2/19/87	Savannah, GA	HOUSTON	.314	134	477	77	150	34	4	13	82	43	72	7	7.050
4	Springer, George	R-R	6-3	221	9/19/89	New Britain, CT	HOUSTON	.283	140	548	112	155	29	0	34	85	64	111	5	3.166



MIAMI MARLINS

ADDRESS

Roger Dean Chevrolet Stadium
4751 Main Street
Jupiter, FL 33458

FOLLOW ON SOCIAL MEDIA

Twitter: @Marlins

Instagram: marlins

Snapchat: Marlins

Facebook: www.facebook.com/Marlins

2017 RECORD

77-85...Second Place...NL East...20.0 Games Back

CLUB CONTACTS

Marlins' Offices	(561) 799-1346, Ext. 3021
Derek Jeter, Chief Executive Officer	630-1807
Michael Hill, President, Baseball Operations	630-1813
Gary Denbo, Vice President, Player Development & Scouting	630-1811
Brian Chattin, Assistant General Manager	630-1812
Jim Cuthbert, Director, Pro Scouting	799-1354
Dick Scott, Director, Player Development	630-1833
Dan Greenlee, Director, Player Personnel	799-1390
Manny Colon, Director, Team Travel	(305) 785-0056
Brett West, Assistant Director, Player Development	630-1820
Mike Youngberg, Assistant Director, Amateur Scouting	630-1816
Nicolette Lawrence, Executive Assistant to the CEO	630-1807
Amanda Guevara, Executive Assistant, Baseball Operations	799-1357
Jason Latimer, Vice President, Communications & Outreach	799-1352
Marty Sewell, Director, Publications & Baseball Information	799-1375
Joe Vieira, Manager, Baseball Information	799-1375
Jon Erik Alvarez, Manager, Communications & Spanish Media Liaison	799-1375
Maria Armella, Coordinator, Communications	(305) 480-1391
Press Box	775-1818, Ext. 1044
Baseball Operations Fax	775-9935
Minor League Facility	775-1818

HOTEL INFORMATION

Home and Minor League Hotel: Palm Beach Gardens Marriott, 4000 RCA Boulevard, Palm Beach Gardens, FL 33410. Phone: (561) 622-8888.

STADIUM INFORMATION

Roger Dean Chevrolet Stadium (address above)

Capacity: 7,000

Years at present location (including 2018 season): 16

Dimensions:

Center Field: 400 feet

Left Field Power Alley: 355 feet

Right Field Power Alley: 350 feet

Left Field Foul Pole: 330 feet

Right Field Foul Pole: 325 feet

Media Phones: Media phones and wireless internet available in the press room.

PRE-GAME TIMINGS

Afternoon Games (1:05 p.m. Starts)

Marlins BP: 10:10 - 11:10 a.m.

Visitors BP: 11:10 a.m. - 12:10 p.m.

Marlins Infield: 12:10 - 12:20 p.m.

Visitors Infield: 12:20 - 12:30 p.m.

Evening Games (7:05 p.m. Starts)

Marlins BP: 4:10 - 5:10 p.m.

Visitors BP: 5:10 - 6:10 p.m.

Marlins Infield: 6:10 - 6:20 p.m.

Visitors Infield: 6:20 - 6:30 p.m.



DIRECTIONS

From I-95: Exit at Donald Ross Road (Exit 83) and travel east to Parkside Drive. Make a left at the light and follow to the stop sign and make a right. Roger Dean Stadium will be on the left.

From Fla. Tpk.: Exit at PGA Blvd. (Exit 109) and turn left on PGA Blvd. to I-95 North. Follow directions above for I-95.

TICKET INFORMATION

Individual Spring Training games are now priced as Value, Standard and Premium games. Miami Marlins home Premium games are Boston (3/9), New York Yankees (3/11), and St. Louis (3/21). Advanced pricing (Value/Standard/Premium) for individual games are: Bullpen Club \$53/\$60/\$65; Reserved Box \$30/\$36/\$43; and Bleachers \$15/\$20/\$25. Day of game pricing (Value/Standard/Premium) for individual games are: Bullpen Club \$55/\$62/\$67; Reserved Box \$32/\$38/\$45; and Bleachers \$17/\$22/\$27. Tickets can be purchased at the Roger Dean Chevrolet Stadium Ticket Office, online at RogerDeanChevroletStadium.com or Marlins.com or by phone at 888-329-3365.

PHOTO DAY

Thursday, February 22 at 7:00 a.m. at Roger Dean Chevrolet Stadium. Reservations required. Photographers should bring their own props.

MINOR LEAGUE INFORMATION

Training facility is located at Roger Dean Chevrolet Stadium. All players report on Monday, March 5. First full squad workout will be on Wednesday, March 7.

NEW MARLINS IN 2018

Sandy Alcantara, RHP
 Brian Anderson, INF
 Lewis Brinson, OF
 Starlin Castro, INF
 Garrett Cooper, INF
 Miguel Del Pozo, LHP
 Merandy Gonzalez, RHP
 Brett Graves, RHP
 Jorge Guzman, RHP
 Elieser Hernandez, RHP
 Braxton Lee, OF
 Pablo Lopez, RHP
 James Needy, RHP
 Chris O'Grady, LHP
 Dillon Peters, LHP
 Magneuris Sierra, OF
 Caleb Smith, LHP
 Chad Wallach, C

GONE FROM 2017

Mike Aviles, INF
 Hunter Cervenka, LHP
 Christian Colon, INF
 A.J. Ellis, C
 Jake Esch, RHP
 Dee Gordon, INF
 Adeiny Hechavarria, INF
 Destin Hood, OF
 Tom Koehler, RHP
 Jeff Locke, LHP
 Steve Lombardozzi, INF
 Dustin McGowan, RHP
 Tyler Moore, OF
 Marcell Ozuna, OF
 Yefri Perez, OF
 David Phelps, RHP
 AJ Ramos, RHP
 Giancarlo Stanton, OF
 Ichiro Suzuki, OF
 Edinson Volquez, RHP
 Vance Worley, RHP
 Christian Yelich, OF



NON-ROSTER INVITES

Pitchers

67 Cloyd, Tyler, RHP
 37 Diaz, Jumbo, RHP
 84 Gallen, Zac, RHP
 40 Guerra, Javy, RHP
 60 Kickham, Mike, LHP
 89 Mazza, Chris, RHP
 86 Meyer, Ben, RHP
 87 Neidert, Nick, RHP
 88 Richards, Trevor, RHP
 55 Rucinski, Drew, RHP
 44 Turner, Jacob, RHP
 51 Wimmers, Alex, RHP
 92 Yamamoto, Jordan, RHP

Catchers

28 Holaday, Bryan
 83 Hoo, Chris
 82 Othman, Sharif
 80 Vigil, Rodrigo

Infielders

26 Adames, Cristhian
 91 Diaz, Isan
 12 Giavotella, Johnny
 81 Mooney, Peter
 2 Rivera, Yadiel
 90 Rodriguez, Jonathan

Outfielders

79 Galloway, Isaac
 93 Harrison, Monte
 52 Ortega, Rafael
 3 Shuck, JB
 5 Van Slyke, Scott

SPRING TRAINING SITES

1993 Cocoa, FL
 1994-2002 Viera, FL
 2003-present Jupiter, FL

RECORD & ATTENDANCE — LAST FIVE YEARS

Year	Record	Attendance
2017	13-17-5	58,449
2016	11-14-3	62,213
2015	14-12-1	70,982
2014	18-12-2	82,300
2013	13-16-2	70,232



2018 SPRING TRAINING SCHEDULE

[All Times Local; (ss) — Split Squad for opponent]

Day	Date	Opponent	Site	R/TV	Time
Friday	February 23	St. Louis	Jupiter	R/T	1:05 p.m.
Saturday	February 24	Washington	Jupiter	R/R*	1:05 p.m.
Sunday	February 25	@New York Mets	Port St. Lucie	R*/W	1:10 p.m.
Monday	February 26	Houston (ss)	Jupiter	R	1:05 p.m.
Tuesday	February 27	@Washington	West Palm Beach	R	1:05 p.m.
Wednesday	February 28	Washington	Jupiter	R	1:05 p.m.
Thursday	March 1	@New York Mets	Port St. Lucie	W	1:10 p.m.
Friday	March 2	@Detroit	Lakeland	W	1:05 p.m.
Saturday	March 3	New York Mets	Jupiter	R*/W	1:05 p.m.
Sunday	March 4	@Atlanta	Disney	R*/W	1:05 p.m.
Monday	March 5	@Houston	West Palm Beach	R	1:05 p.m.
Tuesday	March 6	St. Louis	Jupiter	R	1:05 p.m.
Wednesday	March 7	@Houston	West Palm Beach	W	1:05 p.m.
Thursday	March 8	@St. Louis	Jupiter	W	1:05 p.m.
Friday	March 9	Boston	Jupiter	W	1:05 p.m.
Saturday	March 10	@St. Louis	Jupiter	R*/W/T	1:05 p.m.
Sunday	March 11	New York Yankees	Jupiter	R*/W	1:05 p.m.
Monday	March 12	OPEN DATE			
Tuesday	March 13	St. Louis	Jupiter	R	1:05 p.m.
Wednesday	March 14	New York Mets	Jupiter	R	1:05 p.m.
Thursday	March 15	@New York Mets	Port St. Lucie	W	1:10 p.m.
Friday	March 16	@St. Louis (ss)	Jupiter	W/T	1:05 p.m.
Saturday	March 17	Houston	Jupiter	R*/W	1:05 p.m.
Sunday	March 18	@New York Yankees	Tampa	R*/W/T	1:05 p.m.
Monday	March 19	Washington	Jupiter	R	1:05 p.m.
Tuesday	March 20	@Washington	West Palm Beach	R	1:05 p.m.
Wednesday	March 21	St. Louis	Jupiter	R	1:05 p.m.
Thursday	March 22	@Houston	West Palm Beach	R	1:05 p.m.
Friday	March 23	Washington (ss)	Jupiter	W/T	7:05 p.m.
Saturday	March 24	@Washington	West Palm Beach	R/R*	1:05 p.m.
Sunday	March 25	Houston	Jupiter	R/R*/T	1:05 p.m.
		@New York Mets	Port St. Lucie		1:10 p.m.
Monday	March 26	OPEN DATE			
Tuesday	March 27	University of Miami	Marlins Park	W	3:10 p.m.

(R) WINZ 940 • (R*) WAQI 710 • (W) Marlins.com Webcast
(T) FS Florida



ROGER DEAN CHEVROLET STADIUM - JUPITER, FLORIDA

2018 MIAMI MARLINS 40-MAN ROSTER

#	MANAGER: Don Mattingly (8), COACHES: Rob Filipo (85), Fredi Gonzalez (33), Perry Hill (7), Ed Lucas (59), Frank Menchino (4), Juan Nieves (47), Mike Pagliarulo (6), Brian Schneider (23), Dean Trennor (24), Tim Wallach (38), PITCHERS (25)	B-T	HT	WT	Birthdate	Birthplace	W-L	ERA	G	GS	CG	SV	IP	H	R	ER	BB	SO	MLS
22	Alcantara, Sandy	R-R	6-4	170	9/7/95	San Juan De LaMaguana, D.R.	0-0	4.32	8	0	0	0	8.1	6	6	4	6	10	0.031
46	Barracough, Kyle	R-R	6-2	224	5/23/90	Santa Clara, CA	0-0	4.31	25	22	0	0	125.1	125	64	60	54	106	2.059
54	Chen, Wei-Yin	L-L	6-0	193	7/21/85	Kaohsiung City, Taiwan	0-0	3.00	66	1	0	0	66.0	53	25	22	38	76	0
61	Conley, Adam	L-L	6-3	201	5/24/90	Redmond, WA	0-0	0.00	2	1	0	0	1.0	0	0	0	1	1	6,000
75	Del Pozo, Miguel	L-L	6-1	180	10/14/92	Santo Domingo, D.R.	0-0	3.82	9	5	0	0	33.0	25	14	14	9	1	2,011
43	Despaigne, Odrisamer	R-R	6-0	217	4/4/87	Havana, Cuba	0-0	0.00	2	2	0	0	3.0	3	0	0	0	3	2,075
49	Ellington, Brian	R-R	6-3	219	8/4/90	Gainesville, FL	0-0	0.00	1	1	0	0	58.1	57	31	26	24	31	1,076
66	Garcia, Jarlin	L-L	6-3	217	1/18/93	Santo Domingo, D.R.	1-1	7.25	42	0	0	0	44.2	48	39	36	35	48	1,004
77	Gonzalez, Merandy	R-R	6-0	216	10/9/95	Cortu, D.R.	0-0	0.00	3	0	0	0	4.0	3	0	0	3	2	0,000
48	Gonzalez, Severino	R-R	6-2	203	9/28/92	Santiago de Veaguas, Panama	0-0	2.23	6	6	0	0	36.1	33	12	9	8	24	0.128
53	Graves, Brett	R-R	6-1	195	1/30/93	St. Charles, MO	0-3	6.52	13	2	0	0	19.1	26	18	14	5	18	0,000
72	Guerrero, Tayron	R-R	6-7	214	1/9/91	Boca Chica, Colombia	0-1	5.97	7	4	0	0	31.2	48	22	21	10	28	0,004
57	Hernandez, Elieser	R-R	6-1	214	5/3/95	Occumare Del Tuy, Venezuela	0-1	3.68	17	0	0	0	16.0	14	7	10	12	11	0,000
78	Lopez, Pablo	R-R	6-3	200	3/7/96	Cabimas, Venezuela	0-3	2.18	8	6	0	0	45.1	42	13	11	7	32	0,000
70	Needy, James	R-R	6-6	215	3/30/91	San Diego, CA	0-1	4.50	2	2	0	0	10.0	10	5	3	10	0,000	
20	Nicolino, Justin	L-L	6-3	198	11/22/91	Orlando, FL	2-3	5.06	20	8	0	0	48.0	66	33	27	20	26	1,083
50	O'Grady, Chris	R-L	6-4	225	4/17/90	Congers, NY	1-0	3.00	1	1	0	0	6.0	7	2	2	0	1	0,087
76	Peters, Dillon	L-L	5-9	195	8/31/92	Indianapolis, IN	2-1	4.36	13	6	0	0	33.0	33	16	16	18	30	0.031
31	Smith, Caleb	R-L	6-2	205	7/28/91	Huntsville, TX	0-1	1.35	2	2	0	0	10.2	5	0	0	4	6	0,078
71	Steckennider, Drew	R-R	6-4	238	1/10/91	Atlanta, GA	0-0	3.38	1	0	0	0	98.0	75	34	26	28	97	0,094
							0-1	1.62	26	0	0	5	33.1	18	6	8	44		

#	PITCHERS (cont'd)	B-T	HT	WT	Birthdate	Birthplace	2017 CLUB(S)	W-L	ERA	G	GS	CG	SV	IP	H	R	ER	BB	SO	MLS
58	Strally, Dan	R-R	6-1	220	12/1/88	Redlands, CA	MIAMI	10-9	4.26	33	33	0	0	181.2	176	90	86	60	170	3.126
25	Tazawa, Junichi	R-R	6-2	208	6/6/86	Yokohama, Japan	MIAMI New Orleans (AAA) Jacksonville (AA)	3-5 0-0 0-1	5.69 18.00 0.00	35 1 3	0 0 0	0 0 0	1 0 0	55.1 2.0 2.0	55 4 4	35 0 0	22 0 0	38 0 5	38	7.086
62	Ureña, José	R-R	6-3	206	9/12/91	Santo Domingo, D.R.	MIAMI	0-0	0.00	1	1	0	0	0	0	0	0	0	2	2.040
64	Wittgren, Nick	R-R	6-2	216	5/29/91	Torrance, CA	MIAMI New Orleans (AAA)	14-7 3-1	3.82 4.68	34 38	28 0	0 0	0 0	169.2 42.1	152 46	77 22	72 22	64 13	113 43	1.143
29	Ziegler, Brad	R-R	6-4	231	10/10/79	Pratt, KS	MIAMI Jupiter (A) GCL Marlins (R)	1-4 0-0 0-0	4.79 0.00 0.00	53 1 1	5 1 1	0 0 0	10 0 0	47.0 1.0 1.0	57 0 2	29 1 1	25 0 0	16 0 1	26 1 2	9.122
#	CATCHERS (4)	B-T	HT	WT	Birthdate	Birthplace	2017 CLUB(S)	AVG	G	AB	R	H	2B	3B	HR	RBI	BB	SO	SB	MLS
73	Nolan, Austin	R-R	6-0	205	12/28/89	Baton Rouge, LA	New Orleans (AAA)	.202	29	89	7	18	4	0	1	6	10	16	0	0.000
11	Rehmuro, J.T.	R-R	6-1	213	3/18/91	Del City, OK	MIAMI	.250	54	168	21	42	7	0	2	25	25	26	5	3.038
18	Telfs, Tomás	S-R	5-8	213	6/18/91	El Tigre, Venezuela	MIAMI	.240	48	104	13	25	5	3	0	9	3	10	0	1.044
17	Wallach, Chad	R-R	6-3	230	11/4/91	Yorba Linda, CA	New Orleans (AAA) CINCINNATI Louisville (AAA)	.091 .279 .226	6 11 64	280 39 226	39 78 28	78 14 51	14 2	0 0	5 0	31 0	18 0	29 5	0	0.038
#	INFELDERS (7)	B-T	HT	WT	Birthdate	Birthplace	2017 CLUB(S)	AVG	G	AB	R	H	2B	3B	HR	RBI	BB	SO	SB	MLS
15	Anderson, Brian	R-R	6-2	185	5/19/93	Edmond, OK	MIAMI	.262	25	84	11	22	7	0	0	8	10	28	0	0.031
41	Bour, Justin	L-R	6-4	269	5/28/88	Washington, DC	New Orleans (AAA) Jacksonville (AA)	.339 .251	33 87	118 311	40 53	40 78	7	3	14	26 55	12 36	27 71	1	3.064
13	Castro, Starlin	R-R	6-2	230	3/24/90	Monti Cristi, D.R.	MIAMI Jupiter (A) NEW YORK (AL) Scranton/WB (AAA) Trenton (AA)	.333 1.000 .333 .300 .286	3 112 6 2	377 443 24 7	52 66 4 0	109 133 8 0	18 18	0	16	63	23	93	2	7.150
30	Cooper, Garrett	R-R	6-6	230	12/25/90	Torrance, CA	Scranton/WB (AAA) Colorado Springs (AAA) Trenton (AA)	.366 .250 .400	75 37 2	279 140 20	64 13 8	102 35	29	0	17	82	33	48	0	0.053
14	Prado, Martín	R-R	6-1	215	10/27/83	Maracay, Venezuela	MIAMI Jacksonville (AA) Jupiter (A)	.400 .275	37 8	140 22	13 0	35 6	9	0	2	12	0	22	0	10.105
10	Riddle, J.T.	L-R	6-1	188	10/12/91	Frankfort, KY	MIAMI	.286	16	63	9	18	4	1	2	6	1	8	1	0.158
19	Rojas, Míguel	R-R	5-11	188	2/24/89	Los Teques, Venezuela	MIAMI Jacksonville (AA) Jupiter (A)	.290 .143 .308	90 2 8	272 7 26	37 1 8	19 0	16	0	26	27	32	2	3.043	
#	OUTFIELDERS (4)	B-T	HT	WT	Birthdate	Birthplace	2017 CLUB(S)	AVG	G	AB	R	H	2B	3B	HR	RBI	BB	SO	SB	MLS
9	Brinson, Lewis	R-R	6-3	195	5/8/94	Fort Lauderdale, FL	MILWAUKEE Colorado Springs (AAA)	.106 .331	21 76	47 299	6 66	5 99	0 22	0 4	3 13	7 48	3 32	17 62	1	0.025
32	Dietrich, Derek	L-R	6-0	212	7/18/89	Cleveland, OH	MIAMI	.294	135	406	56	101	22	5	13	53	36	98	0	3.151
74	Lee, Braxton	L-R	5-10	185	8/23/93	Pittsytown, MS	Jacksonville (AA) Montgomery (AA)	.321 .367	67 67	214 262	34 47	63 84	12	0	2	21	26	48	8	0.000
34	Sierra, Maigneuris	L-L	5-11	160	4/7/96	San Cristobal, D.R.	ST. LOUIS Springfield (AA) Palm Beach (A)	.219 .269 .272	22 81 20	60 327 81	32 10 16	19 88	3	0	5	4	14	2	17	0.042



MINNESOTA TWINS

ADDRESS

CenturyLink Sports Complex
Hammond Stadium
14100 Six Mile Cypress Parkway
Fort Myers, FL 33912

FOLLOW ON SOCIAL MEDIA

Twitter: @Twins
Instagram: twins
Snapchat: Twins
Facebook: www.facebook.com/Twins

2017 RECORD

85-77...AL Wild Card...Second Place...AL Central...17.0 Games Back

CLUB CONTACTS

Stadium Office.....	(239) 479-6430
Derek Falvey, Executive Vice President, Chief Baseball Officer.....	479-6423
Thad Levine, Senior Vice President, General Manager.....	479-3483
Rob Antony, Vice President, Assistant General Manager.....	479-6433
Mike Radcliff, Vice President, Player Personnel.....	479-6436
Kate Townley, Senior Manager, Baseball Administration.....	479-6439
Jeremy Zoll, Director, Minor League Operations.....	479-6437
Mike Herman, Director, Team Travel.....	479-6434
Dustin Morse, Senior Director, Communications.....	479-6420
Mitch Hestad, Senior Manager, Communications.....	479-6421
Mike Kennedy, Manager, Communications and Publications.....	479-6422
Cori Frankenberg, Coordinator, Communications.....	479-6426
Press Box.....	479-6423
Minor League Facility.....	479-6400
Fax (Minor League).....	485-2248

HOTEL INFORMATION

Home: Four Points by Sheraton, 13600 Treeline Avenue South, Fort Myers, FL 33913. Phone: (239) 322-1399. Fax: (239) 322-1398.

STADIUM INFORMATION

CenturyLink Sports Complex — Hammond Stadium (address above)

Capacity: 8,730

Years at present location (including 2018 season): 28

Dimensions:

Center Field: 405 feet

Left Field Foul Pole: 330 feet

Right Field Foul Pole: 330 feet

PRE-GAME TIMINGS

Afternoon Games (1:05 p.m. Starts)

Twins BP: 10:15 - 11:15 a.m.
Visitors BP: 11:15 a.m. - 12:15 p.m.
Twins Infield: 12:15 - 12:30 p.m.
Visitors Infield: 12:30 - 12:45 p.m.
Field Preparation: 12:45 - 1:05 p.m.

Evening Games (6:05 p.m. Starts)

Twins BP: 3:15 - 4:15 p.m.
Visitors BP: 4:15 - 5:15 p.m.
Twins Infield: 5:15 - 5:30 p.m.
Visitors Infield: 5:30 - 5:45 p.m.
Field Preparation: 5:45 - 6:05 p.m.



DIRECTIONS

From North to South: I-75 to exit 131 (Daniels Parkway), west three miles to Six Mile Cypress Parkway, travel south for 1/2 mile; complex is on the right.

TICKET INFORMATION

Dugout Box: Single Game Price \$45; Home Plate Box: Single Game Price \$30; Diamond Box: Single Game Price \$28; Home Plate View: Single Game Price \$27; Bullpen Zone: Single Game Price \$25; Left Field Drink Rails: Single Game Price \$15; Left Field Lawn Seating: Single Game Price \$12; Right Field Lawn Seating: Single Game Price \$14; Scoreboard Pavilion: Single Game Price \$25; Grandstand: Single Game Price \$9; The Porch: Single Game Price \$20; Right Field Bullpen: Single Game Price \$15; Right Field Drink Rails: Single Game Price \$25; First and Third Base Terrace: Single Game Price \$28; Sky Deck: Single Game Price \$30. Tickets may be purchased by calling (800) 33-TWINS, via twinsbaseball.com, during normal business hours at Target Field and at the CenturyLink Sports Complex box office in Ft. Myers.

MEDIA PARKING

Parking: \$10 day of game.

PHOTO DAY

Wednesday, February 21 at 7:00 a.m.

MINOR LEAGUE INFORMATION

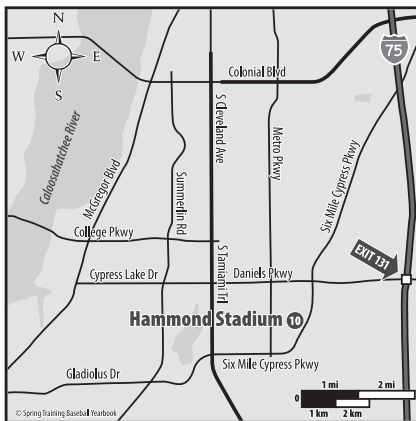
The facility is located at CenturyLink Sports Complex, 14110 Six Mile Cypress Parkway, Ft. Myers, FL 33912. All Minor League players report on March 6.

NEW TWINS IN 2018

Zach Duke, LHP
Tyler Kinley, RHP
Zack Littrell, RHP
Michael Pineda, RHP
Addison Reed, RHP
Fernando Rodney, RHP

GONE FROM 2017

Matt Belisle, RHP
Buddy Boshers, LHP
Craig Breslow, LHP
Bartolo Colón, RHP
Jaime García, LHP
Dillon Gee, RHP
Chris Gimenez, C
Niko Goodrum, INF
Justin Haley, RHP
Chris Heston, RHP
Brandon Kintzler, RHP
Mason Melotakis, LHP
Tim Melville, RHP
John Ryan Murphy, C
Ryan O'Rourke, LHP
Daniel Palka, OF
Byung Ho Park, INF
Glen Perkins, LHP
Randy Rosario, LHP
Drew Rucinski, RHP
Danny Santana, OF
Hector Santiago, LHP
Nick Tepesch, RHP
Michael Tonkin, RHP
Nik Turley, LHP
Engelb Vielma, INF
Jason Wheeler, LHP
Adam Wilk, LHP
Alex Wimmers, RHP



NON-ROSTER INVITEES

Pitchers

66 Jaye, Myles, RHP
53 Kohn, Michael, RHP
70 Reed, Jake, RHP

Catchers

78 Astudillo, Williams
79 Navarreto, Brian
46 Wilson, Bobby

Infielders

30 Featherston, Taylor
1 Gordon, Nick
40 Petit, Gregorio
51 Stassi, Brock

Outfielders

64 Buss, Nick
72 LaMarre, Ryan
73 Wade, LaMonte

SPRING TRAINING SITES

1961-90 Orlando, FL
1991-present Fort Myers, FL

RECORD & ATTENDANCE — LAST FIVE YEARS

Year	Record	Attendance
2017	17-13-3	108,365
2016	19-11-2	121,005
2015	13-16-3	123,994
2014	9-16-3	107,806
2013	17-16	113,845



2018 SPRING TRAINING SCHEDULE

[All Times Local; (ss) — Split Squad for opponent]

Day	Date	Opponent	Site	R/TV	Time
Thursday	February 22	University of Minnesota	Lee County (Hammond)	R/R*/T*	6:05 p.m.
Friday	February 23	@Boston	Lee County (JBP)	R	1:05 p.m.
Saturday	February 24	@Baltimore (ss)	Sarasota	R	6:05 p.m.
Sunday	February 25	Tampa Bay	Lee County (Hammond)	R/R*/T	1:05 p.m.
Monday	February 26	St. Louis	Lee County (Hammond)	R	1:05 p.m.
Tuesday	February 27	Boston (ss)	Lee County (Hammond)	R/R*/T	6:05 p.m.
Wednesday	February 28	Tampa Bay	Lee County (Hammond)	R	1:05 p.m.
		@Houston	West Palm Beach		1:05 p.m.
Thursday	March 1	@St. Louis	Jupiter	T	1:05 p.m.
Friday	March 2	Toronto	Lee County (Hammond)	R/R*	1:05 p.m.
Saturday	March 3	@Toronto	Dunedin	R/R*	1:07 p.m.
Sunday	March 4	Pittsburgh	Lee County (Hammond)	R/R*/T	1:05 p.m.
Monday	March 5	@Philadelphia	Clearwater		1:05 p.m.
Tuesday	March 6	Baltimore	Lee County (Hammond)	R/R*	1:05 p.m.
Wednesday	March 7	@Boston (ss)	Lee County (JBP)	R	1:05 p.m.
Thursday	March 8	OPEN DATE			
Friday	March 9	@Tampa Bay	Port Charlotte		1:05 p.m.
Saturday	March 10	Boston	Lee County (Hammond)	R/R*/T	1:05 p.m.
Sunday	March 11	@Tampa Bay	Port Charlotte	R/T	1:05 p.m.
Monday	March 12	@New York Yankees	Tampa		6:35 p.m.
Tuesday	March 13	Baltimore	Lee County (Hammond)	R	1:05 p.m.
Wednesday	March 14	Boston	Lee County (Hammond)	R/R*/T	1:05 p.m.
Thursday	March 15	@Tampa Bay	Port Charlotte		1:05 p.m.
Friday	March 16	Tampa Bay	Lee County (Hammond)		1:05 p.m.
		@Boston	Lee County (JBP)	R/R*/T	6:05 p.m.
Saturday	March 17	@Pittsburgh	Bradenton	R/R*	1:05 p.m.
Sunday	March 18	Philadelphia	Lee County (Hammond)	R/R*/T	1:05 p.m.
Monday	March 19	@Pittsburgh	Bradenton		1:05 p.m.
Tuesday	March 20	OPEN DATE			
Wednesday	March 21	Pittsburgh	Lee County (Hammond)	R/R*/T	6:05 p.m.
Thursday	March 22	New York Yankees	Lee County (Hammond)	R/R*/E	1:05 p.m.
Friday	March 23	Houston (ss)	Lee County (Hammond)	R/T	1:05 p.m.
Saturday	March 24	@Baltimore	Sarasota	R	6:05 p.m.
Sunday	March 25	Boston	Lee County (Hammond)	R/R*/T	1:05 p.m.
Monday	March 26	OPEN DATE			
Tuesday	March 27	@Washington	Nationals Park	R	4:05 p.m.

(R) Treasure Island Baseball Network/Go 96.3 • (R*) WCCO 830 AM

(T) FS North • (T*) FS North Plus • (E) ESPN

Radio broadcast of all games available on www.twinsbaseball.com



HAMMOND STADIUM - LEE COUNTY, FLORIDA

2018 MINNESOTA TWINS 40-MAN ROSTER

#	MANAGER: Paul Molitor (4); COACHES: Garvin Alston (41), Gene Glynn (13), Eddie Guardado (18), Rudy Hernandez (63), Jeff Pickler (31), James Rowson (33), Derek Shelton (9), Jeff Smith (37).		PITCHERS (26)		HT	WT	B-T	Hit	Birthdate	Birthplace	W-L	ERA	G	GS	CG	SV	IP	H	R	ER	BB	SO	MLS
	B-R	R-R																					
17	Berrios, José	R-R	6-1	198	5/27/94	R-R	200	8/22/90	Bayamon, P.R.	MINNESOTA	3-0	1.13	6	0	0	0	39.2	24	8	5	8	39	1.044
67	Busenitz, Alan	R-R	6-3	200	8/22/90	R-R	200	8/22/90	Covington, GA	MINNESOTA	14-8	3.89	26	25	0	2	35.1	19	7	7	10	39	0.086
60	Chargois, J.T.	S-R	6-3	200	12/3/90	S-R	200	12/3/90	Sulphur, LA	MINNESOTA	1-1	1.99	28	0	0	1	31.2	22	9	7	9	23	0.084
27	Curtiss, John	R-R	6-4	210	4/5/93	R-R	210	4/5/93	Dallas, TX	Chatanooga (AA)	0-0	0.00	2	0	0	1	2.2	1	0	0	1	2	0.040
										Chatanooga (AA)	2-0	0.72	21	0	1.3	25.0	12	3	2	12	35		
										Rochester (AAA)	0-0	1.85	18	0	0	6	24.1	11	5	5	10	33	
										MINNESOTA	0-0	8.31	9	0	0	0	8.2	9	8	8	2	10	2.042
56	Duffey, Tyler	R-R	6-3	222	12/27/90	R-R	222	12/27/90	Houston, TX	MINNESOTA	2-3	4.94	56	0	0	1	71.0	79	41	39	18	67	
32	Duke, Zach	L-L	6-2	210	4/19/83	L-L	210	4/19/83	Clifton, TX	GCL Cardinals (R)	0-0	0.00	2	2	0	0	2.0	1	0	0	0	3	11.054
										Palm Beach (A)	0-0	0.00	1	0	0	0	1.0	1	0	0	0	1	
										Memphis (AAA)	0-0	0.00	6	0	0	0	6.0	2	0	0	1	6	
										ST. LOUIS	1-1	3.93	27	0	0	0	18.1	13	8	8	6	12	
										GCL Yankees (R)	1-0	0.00	1	0	0	0	6.0	2	0	0	1	2	0.027
47	Dietrich, Enns	L-L	6-1	210	5/16/91	L-L	210	5/16/91	Frankfort, IL	Scranton/WB (AAA)	1-1	2.29	7	7	0	0	39.1	30	11	10	10	37	
										Rochester (AAA)	0-1	2.31	3	1	1	1	11.2	13	3	3	4	9	
										MINNESOTA	0-0	6.75	2	1	0	0	4.0	7	4	3	1	2	
44	Gibson, Kyle	R-R	6-6	220	10/23/87	R-R	220	10/23/87	Greenfield, IN	Rochester (AAA)	1-2	2.08	3	3	0	0	17.1	13	4	4	5	23	4.039
										MINNESOTA	12-10	5.07	29	29	0	0	158.0	182	93	89	60	121	
59	Gonsalves, Stephen	L-L	6-5	225	7/8/94	L-L	225	7/8/94	San Diego, CA	Chatanooga (AA)	8-3	2.68	15	15	0	0	87.1	67	28	26	23	96	0.000
										Rochester (AAA)	1-2	5.56	5	4	0	0	22.2	27	14	14	8	22	
39	Hildenberger, Trevor	R-R	6-2	211	12/15/90	R-R	211	12/15/90	Mountain View, CA	Rochester (AAA)	2-1	2.05	21	0	0	6	30.2	27	7	7	8	35	0.101
										MINNESOTA	3-3	3.21	37	0	0	1	42.0	38	15	15	6	44	
45	Hughes, Phil	R-R	6-5	238	6/24/86	R-R	238	6/24/86	Mission Viejo, CA	Rochester (AAA)	0-0	3.00	3	0	0	0	3.0	3	1	1	2	1	10.113
										MINNESOTA	4-3	5.87	14	9	0	0	53.2	72	38	35	13	38	
76	Jorge, Felix	R-R	6-1	170	1/2/94	R-R	170	1/2/94	Santiago, D.R.	Chatanooga (AA)	10-3	3.54	22	22	0	0	134.2	142	57	53	37	99	0.002
										Rochester (AAA)	0-1	5.02	3	3	0	0	14.1	19	8	8	3	9	
										MINNESOTA	1-0	10.57	2	2	0	0	7.2	14	9	9	2	4	
61	Kinley, Tyler	R-R	6-4	205	1/31/91	R-R	205	1/31/91	Plantation, FL	Jupiter (A)	1-1	1.98	23	0	0	9	27.1	14	6	6	6	38	0.000
										Jacksonville (AA)	1-2	5.19	27	0	0	8	26.0	29	19	15	16	34	
52	Litrel, Zack	R-R	6-4	220	10/5/95	R-R	220	10/5/95	Burlington, NC	Tampa (A)	9-1	1.77	13	11	2	0	71.1	65	17	14	15	57	0.000
										Trenton (AA)	5-0	2.05	7	7	0	0	44.0	37	14	10	8	52	
										Chatanooga (AA)	5-0	2.81	7	7	0	0	41.2	33	16	13	18	33	
											INJURED — DID NOT PITCH												
65	May, Trevor	R-R	6-5	240	9/23/89	R-R	240	9/23/89	Longview, WA	Rochester (AAA)	1-1	2.83	6	6	0	0	28.2	26	9	9	6	22	3.051
49	Mejia, Adalberto	R-L	6-3	210	6/20/93	R-L	210	6/20/93	Bonao, D.R.	MINNESOTA	4-7	4.50	21	21	0	0	98.0	110	52	49	44	85	0.151
										Jackson (AA)	4-1	0.82	34	0	0	17	43.2	22	5	4	12	68	0.020
58	Moya, Gabriel	L-L	6-1	175	1/9/95	L-L	175	1/9/95	Cabimas, Venezuela	Chatanooga (AA)	2-0	0.61	13	0	0	7	14.2	8	1	1	3	19	
										MINNESOTA	0-0	4.26	7	0	0	1	6.1	5	3	3	2	5	

#	PITCHERS (cont'd)	B-T	HT	WT	Birthdate	Birthplace	2017 CLUB(S)	W-L	ERA	G	GS	CG	SV	IP	H	R	ER	BB	SO	MLS
35	Pineda, Michael	R-R	6-7	260	1/18/89	Yaguatae, D.R.	NEW YORK (AL)	8-4	4.39	17	17	0	0	96.1	103	55	47	21	92	6.099
57	Presley, Ryan	R-R	6-3	210	12/15/88	Dallas, TX	Rochester (AAA)	2-0	0.90	7	0	0	4	10.0	5	1	1	5	15	4.039
43	Reed, Addison	R-R	6-4	230	12/27/88	Montclair, CA	MINNESOTA	2-3	4.70	57	0	0	0	61.1	52	34	32	19	61	
56	Rodney, Fernando	R-R	5-11	230	3/18/77	Santo Domingo, D.R.	NEW YORK (NL)	1-2	2.57	48	0	0	19	49.0	49	14	14	6	48	6.001
55	Rogers, Taylor	L-L	6-3	170	12/17/90	Littleton, CO	BOSTON	1-1	3.33	29	0	0	0	27.0	16	10	10	9	28	
77	Romero, Fernando	R-R	6-1	215	12/24/94	San Juan de la Maguana, D.R.	ARIZONA	5-4	4.23	61	0	0	39	55.1	40	29	26	26	65	14.137
54	Santana, Ervin	R-R	6-2	185	12/12/82	San Cristobal, D.R.	MINNESOTA	11-9	3.53	24	23	1	0	125.0	124	59	49	45	120	0.000
50	Slegers, Aaron	R-R	6-10	245	9/4/92	Long Beach, CA	MINNESOTA	16-8	3.28	33	33	5	0	211.1	177	85	77	61	167	12.104
71	Thorpe, Lewis	R-L	6-1	218	11/23/95	Melbourne, Australia	Rochester (AAA)	15-4	3.40	24	24	1	0	148.1	154	59	56	29	119	0.046
							FT. MYERS (A)	0-1	6.46	4	3	0	0	15.1	12	12	11	6	9	
							CHATTANOOGA (AA)	1-0	6.00	1	1	0	0	6.0	5	4	4	2	7	0.000
								3-4	2.69	16	15	0	0	77.0	62	27	23	31	84	
#	CATCHERS (2)	B-T	HT	WT	Birthdate	Birthplace	2017 CLUB(S)	AVG	G	AB	R	H	2B	3B	HR	RBI	BB	SO	SB	MLS
21	Castro, Jason	L-R	6-3	212	6/18/87	Castro Valley, CA	MINNESOTA	.242	110	356	49	86	22	0	10	47	45	108	0	7.104
43	Garver, Mitch	R-R	6-1	220	1/15/91	Albuquerque, NM	Rochester (AAA)	.291	88	320	56	93	29	0	17	45	50	85	2	0.045
#	INFIELDERS (7)	B-T	HT	WT	Birthdate	Birthplace	2017 CLUB(S)	AVG	G	AB	R	H	2B	3B	HR	RBI	BB	SO	SB	MLS
16	Adriana, Ehrie	S-R	6-1	170	8/21/89	Guatenas, Venezuela	FT. MYERS (A)	.400	3	15	5	6	2	0	0	1	0	0	1	3.131
							Rochester (AAA)	.216	10	37	1	8	0	0	0	3	6	11	0	
							MINNESOTA	.265	70	162	30	43	9	2	2	24	16	25	8	
2	Dozier, Brian	R-R	5-11	198	5/15/87	Fulton, MS	MINNESOTA	.271	152	617	106	167	30	4	34	93	78	141	16	5.100
5	Escobar, Eduardo	S-R	5-10	185	1/5/89	Villa de Cura, Venezuela	MINNESOTA	.254	129	457	62	116	16	5	21	73	33	98	5	5.128
7	Mauer, Joe	L-R	6-5	225	4/19/83	St. Paul, MN	MINNESOTA	.305	141	525	69	160	36	1	7	71	66	83	2	14.000
11	Polanco, Jorge	S-R	5-11	200	7/5/93	San Pedro de Macoris, D.R.	MINNESOTA	.256	133	488	60	125	30	3	13	74	41	78	13	1.106
22	Sanó, Mignel	R-R	6-4	260	5/11/93	San Pedro de Macoris, D.R.	MINNESOTA	.264	114	424	75	112	15	2	28	77	54	173	0	2.095
19	Vargas, Kennys	S-R	6-5	289	8/1/90	Canovanas, P.R.	Rochester (AAA)	.253	51	178	26	45	8	1	9	28	31	53	0	2.010
							MINNESOTA	.253	78	241	33	61	13	0	11	41	20	77	0	
#	OUTFIELDERS (5)	B-T	HT	WT	Birthdate	Birthplace	2017 CLUB(S)	AVG	G	AB	R	H	2B	3B	HR	RBI	BB	SO	SB	MLS
25	Buxton, Byron	R-R	6-2	190	12/18/93	Baxley, GA	Rochester (AAA)	.417	3	12	3	5	0	0	2	3	1	3	0	2.064
8	Granite, Zack	L-L	5-10	175	9/17/92	Staten Island, NY	MINNESOTA	.253	140	462	69	117	14	6	16	51	38	150	29	0.067
							FT. MYERS (A)	.368	5	19	2	7	1	1	0	1	2	2	3	
							Rochester (AAA)	.338	71	284	46	96	16	4	5	29	24	34	15	
36	Grossman, Robbie	S-L	6-0	215	9/16/89	San Diego, CA	MINNESOTA	.237	40	93	14	22	2	0	1	13	12	9	2	3.060
							Rochester (AAA)	.143	2	7	2	1	0	0	1	2	2	2	0	
26	Kepler, Max	L-L	6-4	220	2/10/93	Berlin, Germany	MINNESOTA	.246	119	382	62	94	22	1	9	45	67	79	3	
20	Rosario, Eddie	L-R	6-1	180	9/28/91	Guayama, P.R.	MINNESOTA	.243	147	511	67	124	32	2	19	69	47	114	6	1.152
							MINNESOTA	.290	151	542	79	157	33	2	27	78	35	106	9	2.120



NEW YORK METS

ADDRESS

First Data Field
525 NW Peacock Boulevard
Port St. Lucie, FL 34986

FOLLOW ON SOCIAL MEDIA

Twitter: @Mets; @losMets

Instagram: mets

Snapchat: mets

Facebook: www.facebook.com/Mets

2017 RECORD

70-92...Fourth Place...NL East...27.0 Games Back

CLUB CONTACTS

Stadium Office.....	(772) 871-2100
Sandy Alderson, General Manager.....	871-2110
John Ricco, Senior Vice President/Assistant GM.....	871-2104
J.P. Ricciardi, Special Assistant to the General Manager.....	871-2105
Omar Minaya, Special Assistant to the General Manager.....	871-2106
Terry Collins, Special Assistant to the General Manager.....	871-2100
Brian Small, Director, Team Travel.....	871-2112
Kevin Kierst, Equipment Manager.....	871-2128
Jay Horwitz, Vice President, Media Relations.....	871-2107
Harold Kaufman, Executive Director, Communications.....	871-2107
Ethan Wilson, Director, Media Relations.....	871-2107
Mike Passanisi, Media Relations Coordinator.....	871-2107
Fax.....	(772) 878-9802
General Manager's Fax.....	(772) 785-6864
Press Box.....	(772) 871-2152, 2153 & 2154
Minor League Facility.....	(772) 871-2132

HOTEL INFORMATION

Home: Hilton Garden Inn at PGA Village/Port St. Lucie, 8540 Commerce Centre Drive, Port St. Lucie, FL 34986. Phone: (772) 871-6850. Fax: (772) 871-6951.

STADIUM INFORMATION

First Data Field (address above)

Capacity: 7,000

Years at present location (including 2018 season): 31

Dimensions:

Center Field: 410 feet

Left Field Foul Pole: 338 feet

Right Field Foul Pole: 338 feet

Media Work Room: There is a media work room near the third base side which you can enter from the outside of the stadium with the proper credentials.

Media Parking: All accredited media should call the Mets Media Relations Department at (772) 871-2107.

Clubhouse Access: The clubhouse is open from 9:00-10:00 a.m. The clubhouse will re-open after the players return after practice. The clubhouse will close one hour prior to the game.



PRE-GAME TIMINGS

Afternoon Games (1:10 p.m. Starts):

Mets BP: until 11:15 a.m.

Visitors BP: 11:15 a.m. - 12:15 p.m.

Mets Infield: 12:15 - 12:30 p.m.

Visitors Infield: 12:30 - 12:45 p.m.

DIRECTIONS

From I-95 North: Take I-95 North to Exit 121C; after exiting, bear right; travel approximately 1/4 mile and make first left on to Northwestern Peacock Blvd. The stadium is about 300 yards on your right hand side.

From I-95 South: Take I-95 South to Exit 121C; after exiting, turn left; travel approximately 1/4 mile and make first left on to Northwestern Peacock Blvd. The stadium is about 300 yards on your right hand side.

TICKET INFORMATION

Ticket information can be obtained by calling (772) 871-2115, visiting www.mets.com or writing to the Ticket Office, New York Mets, 525 NW Peacock Blvd., Port St. Lucie, FL 34986.

PHOTO DAY

Wednesday, February 21 at 7:00 a.m.

MINOR LEAGUE INFORMATION

Facility is located at Port St. Lucie. Minor League pitchers and catchers report on March 3 and position players report on March 5.

NEW METS IN 2018

Jay Bruce, OF

Todd Frazier, INF

Adrián González, INF

Anthony Swarzak, RHP

GONE FROM 2017

Norichika Aoki, OF

Chasen Bradford, RHP

Josh Edgin, LHP

Erik Goeddel, RHP

Tommy Milone, LHP

Tyler Pill, RHP

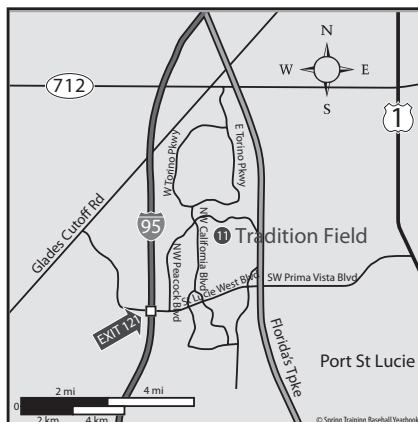
Josh Smoker, LHP

Travis Taijeron, OF

SPRING TRAINING SITES

1962-87 St. Petersburg, FL

1988-present Port St. Lucie, FL



NON-ROSTER INVITEES

Pitchers

80 Conlon, P.J., LHP

61 McGowan, Kevin, RHP

73 Purke, Matt, LHP

82 Smith, Drew, RHP

81 Taylor, Corey, RHP

79 Uceta, Adonis, RHP

Catchers

59 Lobatón, José

70 Mazeika, Patrick

Infielders

74 Alonso, Peter

72 Evans, Phil

11 Kelly, Ty

15 Reynolds, Matt

75 Thompson, David

Outfielders

71 Borenstein, Zach

76 Kaczmariski, Kevin

83 Tebow, Tim

RECORD & ATTENDANCE — LAST FIVE YEARS

Year	Record	Attendance
2017	15-17-3	103,351
2016	8-17-5	96,552
2015	19-12-2	91,329
2014	14-16-2	79,091
2013	15-15	83,412

Mets™

2018 SPRING TRAINING SCHEDULE

[All Times Local; (ss) — Split Squad for opponent]

Day	Date	Opponent	Site	R/TV	Time
Friday	February 23	Atlanta	Port St. Lucie	R/T	1:10 p.m.
Saturday	February 24	St. Louis	Port St. Lucie	P	1:10 p.m.
Sunday	February 25	Miami	Port St. Lucie	R/T	1:10 p.m.
Monday	February 26	@Houston (ss)	West Palm Beach	R	1:05 p.m.
Tuesday	February 27	Houston	Port St. Lucie	T	1:10 p.m.
Wednesday	February 28	@Atlanta	Disney		1:05 p.m.
Thursday	March 1	Miami	Port St. Lucie	T	1:10 p.m.
Friday	March 2	Washington	Port St. Lucie		1:10 p.m.
		@Houston	West Palm Beach	R	6:05 p.m.
Saturday	March 3	@Miami	Jupiter	R	1:05 p.m.
Sunday	March 4	Washington (ss)	Port St. Lucie	R/P	1:10 p.m.
Monday	March 5	Detroit	Port St. Lucie	T	1:10 p.m.
Tuesday	March 6	Houston (ss)	Port St. Lucie	T	1:10 p.m.
Wednesday	March 7	New York Yankees	Port St. Lucie	R/T	1:10 p.m.
Thursday	March 8	@Washington	West Palm Beach		1:05 p.m.
Friday	March 9	@Detroit	Lakeland		1:05 p.m.
Saturday	March 10	@New York Yankees	Tampa	R*	1:05 p.m.
Sunday	March 11	Houston	Port St. Lucie	R/P	1:10 p.m.
Monday	March 12	OPEN DATE			
Tuesday	March 13	Houston	Port St. Lucie		1:10 p.m.
		@Washington	West Palm Beach	R	7:05 p.m.
Wednesday	March 14	@Miami	Jupiter	R	1:05 p.m.
Thursday	March 15	Miami	Port St. Lucie	T	1:10 p.m.
Friday	March 16	Baltimore	Port St. Lucie	T	1:10 p.m.
Saturday	March 17	@Washington	West Palm Beach	R	1:05 p.m.
Sunday	March 18	@Baltimore	Sarasota		1:05 p.m.
Monday	March 19	@Houston	West Palm Beach	R	1:05 p.m.
Tuesday	March 20	@St. Louis	Jupiter	R	1:05 p.m.
Wednesday	March 21	OPEN DATE			
Thursday	March 22	Washington	Port St. Lucie	R/T	6:10 p.m.
Friday	March 23	St. Louis	Port St. Lucie	R/T	1:10 p.m.
Saturday	March 24	@St. Louis	Jupiter		1:05 p.m.
Sunday	March 25	Miami (ss)	Port St. Lucie	R*/P	1:10 p.m.

(R) WOR 710 AM • (R*) ESPN Deportes Radio

(T) SportsNet New York • (P) WPIX 11



FIRST DATA FIELD - PORT ST. LUCIE, FLORIDA

2018 NEW YORK METS 40-MAN ROSTER

#	MANAGER: Mickey Callaway (36)		COACHES: Ruben Amaro Jr. (20), Ricky Bones (25), Gary DiSarcina (10), Dave Eiland (58), Pat Roessler (6), Glenn Sherlock (53), Tom Slater (56)		W-L	ERA	G	GS	CG	SV	IP	H	R	ER	BB	SO	MLS
	PITCHERS (21)	B-T	HT	WT													
62	Bashlor, Tyler	R-R	6-0	194	4/16/93	R	34	0	0	10	35.0	33	21	19	21	61	0.000
63	Bautista, Gerson	R-R	6-3	195	5/31/95	R	34	0	0	3	14.2	7	0	4	23	0.000	
39	Blevins, Jerry	L-L	6-6	190	9/6/83	R	12	0	0	4	45.1	54	33	26	28	53	0.000
43	Callahan, Jamie	R-R	6-3	231	8/24/94	R	27	0	0	5	14.1	10	3	2	3	20	0.030
48	deGrom, Jacob	L-R	6-4	180	6/19/88	R	75	0	0	2	13.0	8	2	2	0	20	0.030
27	Familia, Jeurys	R-R	6-3	242	10/10/89	R	22	0	0	4	29.0	28	14	13	13	36	0.030
64	Flexen, Chris	R-R	6-3	230	7/1/94	R	9	0	0	0	10.0	12	5	2	4	10	0.067
65	Gsellman, Robert	R-R	6-4	200	7/18/93	R	9	0	0	0	6.2	7	4	3	1	5	3.139
33	Harvey, Matt	R-R	6-4	217	3/27/89	R	31	0	0	0	20.1	18.0	8.7	7.9	5.9	23.9	5.023
67	Lugo, Seth	R-R	6-4	225	11/17/89	R	26	0	0	6	24.2	21	14	12	15	25	0.023
32	Marz, Steven	R-L	6-2	201	5/29/91	R	3	0	0	0	3.0	1	0	0	2	1	0.000
68	Molina, Marcos	R-R	6-3	220	3/8/95	R	3	0	0	0	1.0	0	0	0	0	1	0.000
50	Montero, Rafael	R-R	6-0	186	10/17/90	R	2	0	0	0	12.2	12	6	3	13	3.067	
55	Oswalt, Corey	R-R	6-5	245	9/3/93	R	3	0	0	0	48.2	28	10	9	7	50	1.042
44	Ramos, AJ	R-R	5-10	198	9/20/86	R	14	0	0	0	119.2	138	85	69	42	82	1.042
35	Rhame, Jacob	R-R	6-1	218	3/16/93	R	1	0	0	0	6.0	10	7	5	3	5	0.030
47	Robles, Hansel	R-R	5-11	185	8/13/90	R	4	0	0	0	9.2	11.0	7	4	5	9	5.072
51	Sewald, Paul	R-R	6-3	210	5/26/90	R	18	0	0	0	22.2	11.0	7.0	6.9	4.7	6.7	2.099
38	Swarzak, Anthony	R-R	6-4	215	9/10/85	R	2	0	0	0	13.1	13	10	10	2	17	0.000
34	Syndergaard, Noah	L-R	6-6	242	8/29/92	R	5	0	0	0	28.2	17	6	4	5	23	0.000
45	Wheeler, Zack	L-R	6-4	196	5/30/90	R	13	0	0	0	78.2	47	31	31	29	60	2.129
							18	0	0	4	23.1	27	16	15	14	22	1.000
							8	0	0	4	8.2	7	2	2	2	12	0.000
							57	0	0	1	65.1	58	35	21	69	52	6.024
							41	0	0	1	48.1	37	12	13	52	6.024	
							29	0	0	1	29.0	21	9	8	9	39	2.149
							7	0	0	1	30.1	29	14	10	3	2	0.030
							1	0	0	0	1.0	1	0	0	0	2	0.030
							1	0	0	0	2.0	3	3	3	2	2	0.030
							17	0	0	0	86.1	97	53	40	81	4.098	

18	#	CATCHERS (3)	B-T	HT	WT	Birthdate	Birthplace	2017 CLUB(S)	AVG	G	AB	R	H	2B	3B	HR	RBI	BB	SO	SB	MLS	
		d'Arnaud, Travis	R-R	6-2	211	2/10/89	Long Beach, CA	NEW YORK (NL) St. Lucie (A)	.244 .250	112 2	348 8	39 0	85 2	19 0	1 0	16 0	57 0	23 0	59 1	0 0	4.044	
77		Nido, Tomás	R-R	6-0	211	4/12/94	San Juan, P.R.	Las Vegas (AAA) Binghamton (AA) NEW YORK (NL)	.231 .232 .300	4 102 5	13 367 10	1 41 0	3 85 3	2 19 1	0 0 0	0 8 3	0 60 3	0 30 2	63 0 2	0 0 0	0.020	
26		Plawecki, Kevin	R-R	6-2	224	2/26/91	Carmel, IN	Las Vegas (AAA) NEW YORK (NL)	.328 .260	64 37	247 100	37 11	81 26	17 5	1 0	9 3	45 13	16 14	38 17	0 1	1.167	
13	#	INFIELDERS (11)	B-T	HT	WT	Birthdate	Birthplace	2017 CLUB(S)	AVG	G	AB	R	H	2B	3B	HR	RBI	BB	SO	SB	MLS	
		Cabrera, Astridhal	S-R	6-0	205	11/13/85	Puerto La Cruz, Venezuela	NEW YORK (NL) St. Lucie (A)	.280 .375	135 2	479 8	66 1	134 3	32 0	0 0	14 0	59 1	50 0	83 0	0 0	10.027	
2		Cecchini, Gavin	R-R	6-2	200	12/22/93	Lake Charles, LA	Binghamton (AA) Las Vegas (AAA)	.400 .267	2 110	5 453	0 68	12 21	0 27	0 3	0 6	0 39	0 40	61 5	0 0	0.082	
4		Flores, Wilmer	R-R	6-3	203	8/6/91	Valencia, Venezuela	NEW YORK (NL) NEW YORK (NL) St. Lucie (A)	.208 .271 .375	32 110 2	77 336 8	4 42 4	16 31 9	2 17	0 1	1 18	7 52	4 17	19 54	0 2	4.003	
21		Frazier, Todd	R-R	6-3	220	2/12/86	Toms River, NJ	Las Vegas (AAA) CHICAGO (AL)	.500 .227	1 81	4 280	1 41	5 58	1 15	0 0	0 16	0 44	0 48	0 71	0 4		
23		González, Adrián	L-L	6-2	225	5/8/82	San Diego, CA	NEW YORK (AL) LOS ANGELES (NL) Oklahoma City (AAA)	.202 .242 .308	66 71 5	194 231 13	33 14	43 56	4 17	0 0	1 3	11 30	35 16	54 43	0 0	12.108	
60		Guillorme, Luis	L-R	5-10	195	9/27/94	Caracas, Venezuela	Rancho Cucamonga (A) Binghamton (AA)	.208 .283	6 128	24 481	4 70	5 136	2 20	0 0	0 1	0 43	3 72	2 55	0 4	0.000	
7		Reyes, José	S-R	6-0	195	6/11/83	Villa Gonzalez, D.R.	NEW YORK (NL)	.246	145	501	75	123	25	7	15	58	50	79	24	14.052	
54		Rivera, T.J.	R-R	6-1	190	10/27/88	Bronx, NY	NEW YORK (NL)	.290	73	214	27	62	13	1	5	27	9	32	1	1.054	
1		Rosario, Amed	R-R	6-2	190	11/20/95	Santo Domingo, D.R.	Las Vegas (NL)	.286	5	21	3	6	1	0	1	4	1	3	0		
22		Smith, Dominic	L-L	6-0	226	6/15/95	Los Angeles, CA	Las Vegas (AAA) NEW YORK (NL)	.328 .248	94 46	393 165	66 16	129 45	19 4	7 4	7 10	58 3	23 49	67 7	19 1	0.062	
5		Wright, David	R-R	6-0	206	12/20/82	Norfolk, VA	Las Vegas (AAA) NEW YORK (NL)	.330 .198	114 49	457 167	77 17	151 33	34 6	2 0	16 9	76 26	39 14	87 49	0 0		
			R-R	6-0	206	12/20/82	Norfolk, VA	St. Lucie (A)	.100	3	10	0	1	0	0	0	0	0	5	0	13.075	
19	#	OUTFIELDERS (5)	B-T	HT	WT	Birthdate	Birthplace	2017 CLUB(S)	AVG	G	AB	R	H	2B	3B	HR	RBI	BB	SO	SB	MLS	
		Bruce, Jay	L-L	6-3	227	4/3/87	Beaumont, TX	NEW YORK (NL)	.256	103	406	61	104	20	0	29	75	39	102	0	9.125	
52		Céspedes, Yoanis	R-R	5-10	225	10/18/85	Campechuela, Cuba	CLEVELAND NEW YORK (NL) St. Lucie (A)	.248 .292 .000	43 81 2	149 291 6	21 46	85 17	2 17	0 0	7 42	26 26	61 0	61 0	0 0	6.000	
30		Conforto, Michael	L-R	6-1	215	3/11/93	Seattle, WA	NEW YORK (NL)	.279	109	373	72	104	20	1	27	68	57	113	2	2.043	
12		Lagares, Juan	R-R	6-1	215	3/17/89	Constanza, D.R.	NEW YORK (NL) St. Lucie (A)	.250 .364	94 3	252 11	37 3	63 4	16 1	2 1	0 1	3 0	15 1	14 5	7 6	2 0	4.160
9		Nimmo, Brandon	L-R	6-3	206	3/27/93	Cheyenne, WY	Binghamton (AA) NEW YORK (NL) Las Vegas (AAA) St. Lucie (A)	.241 .260 .227 .222	8 69 42 5	29 177 163 18	3 26 23 4	7 46 37 4	0 11 12 2	0 1 3 0	0 5 17 1	0 33 33 4	0 60 49 4	0 2 0 4	0 0 0 0	1.042	



NEW YORK YANKEES

ADDRESS

George M. Steinbrenner Field
One Steinbrenner Drive
Tampa, FL 33614

FOLLOW ON SOCIAL MEDIA

Twitter: @Yankees; @yankeespr; @losyankeespr
Instagram: yankees; YankeesPR; LosYankeesPR
Snapchat: Yankees
Facebook: www.facebook.com/Yankees

2017 RECORD

91-71...AL Wild Card...Second Place...AL East...2.0 Games Back

CLUB CONTACTS

Stadium Office.....	(813) 875-7753
Brian Cashman, Senior Vice President and General Manager	875-7753
Jean Afterman, Senior Vice President, Assistant General Manager	875-7753
Michael Fishman, Vice President, Assistant General Manager	875-7753
Tim Naehring, Vice President, Baseball Operations.....	875-7753
Kevin Reese, Senior Director, Player Development.....	875-7753
Damon Oppenheimer, Vice President, Domestic Amateur Scouting	875-7753
Ben Tuliebitz, Director, Team Travel & Player Services.....	875-7753
Jason Zillo, Vice President, Communications & Media Relations	673-3053
Press Box.....	673-3053
Minor League Facility.....	875-7569

HOTEL INFORMATION

Home: For hotel information, please contact the Yankees.

STADIUM INFORMATION

George M. Steinbrenner Field (address above)

Capacity: 10,031

Years at present location (including 2018 season): 23

Dimensions:

Left Field Foul Pole: 318 feet

Center Field: 408 feet

Right Field Foul Pole: 314 feet

Media Parking: Very limited. All parking requests must be made at least 24 hours in advance to the Media Relations Department.

Clubhouse: No cameras — still or television — are allowed in the clubhouse.

PRE-GAME TIMINGS

Afternoon Games (1:05 p.m. Starts)

Yankees BP: 10:15 - 11:15 a.m.
Visitors BP: 11:15 a.m. - 12:15 p.m.
Yankees Infield: 12:15 - 12:25 p.m.
Visitors Infield: 12:25 - 12:35 p.m.

Evening Games (6:35 p.m. Starts)

Yankees BP: 3:45 - 4:45 p.m.
Visitors BP: 4:45 - 5:45 p.m.
Yankees Infield: 5:45 - 5:55 p.m.
Visitors Infield: 5:55 - 6:05 p.m.



Photo credit:
New York Yankees

GEORGE M. STEINBRENNER FIELD - TAMPA, FLORIDA

DIRECTIONS

From north or south: Take I-275 to Exit 41A (Dale Mabry North); Stadium is on the corner of Dale Mabry and Dr. Martin Luther King, Jr. Boulevard.

From Tampa Airport: Take Spruce Street exit out of the airport, head east; Spruce turns into Boy Scout Road; follow to Dale Mabry Highway; turn left on to Dale Mabry and the complex is on the left.

TICKET INFORMATION

Reserved seating \$25-\$44. Tickets can be purchased at www.yankees.com/springtraining, by calling (800) 745-3000 or by visiting the Steinbrenner Field Ticket Office.

PHOTO DAY

Wednesday, February 21 at 8:30 a.m.

MINOR LEAGUE INFORMATION

Facility is located at the Yankees Complex, 3102 N. Himes Avenue, Tampa, FL 33607, (813) 875-7569. All players report March 2.

NEW YANKEES IN 2018

Jabari Blash, OF
Giancarlo Stanton, OF

GONE FROM 2017

Starlin Castro, 2B
Garrett Cooper, INF
Todd Frazier, INF
Jaime García, LHP
Chase Headley, INF
Ronald Herrera, RHP
Matt Holliday, DH
Bryan Mitchell, RHP
Michael Pineda, RHP
Caleb Smith, LHP

RECORD & ATTENDANCE — LAST FIVE YEARS

Year	Record	Attendance
2017	24-9-1	149,757
2016	14-16-2	160,813
2015	17-16-1	171,712
2014	17-12-2	159,272
2013	14-18-1	164,796



NON-ROSTER INVITEES

Pitchers

82	Adams, Chance, RHP
95	Carroll, Cody, RHP
91	Coshow, Cale, RHP
98	Espinal, Raynel, RHP
83	Feyerisen, J.P., RHP
75	Hale, David, RHP
96	Keller, Brian, RHP
84	Lail, Brady, RHP
76	Lane, Trevor, LHP
35	LeBlanc, Wade, LHP
86	Sheffield, Justus, LHP
93	Tate, Dillon, RHP
94	Widener, Taylor, RHP

Catchers

79	Diaz, Francisco
36	Kratz, Erik
78	Numata, Chace
80	Sáez, Jorge

Infielders

14	Espinosa, Danny
72	Holder, Kyle
12	Peterson, Jace
97	Solak, Nick

Outfielders

92	Florial, Estevan
25	Robinson, Shane



New York Yankees™

2018 SPRING TRAINING SCHEDULE

[All Times Local; (ss) — Split Squad for opponent]

Day	Date	Opponent	Site	R/TV	Time
Friday	February 23	Detroit	Tampa	T	1:05 p.m.
Saturday	February 24	@Pittsburgh	Bradenton	R	1:05 p.m.
Sunday	February 25	@Philadelphia	Clearwater	R	1:05 p.m.
Monday	February 26	Philadelphia	Tampa		6:35 p.m.
Tuesday	February 27	@Toronto	Dunedin		1:07 p.m.
Wednesday	February 28	Detroit	Tampa	T	1:05 p.m.
Thursday	March 1	@Philadelphia	Clearwater		1:05 p.m.
Friday	March 2	Atlanta	Tampa	T	1:05 p.m.
Saturday	March 3	@Boston	Lee County (JBP)	R	1:05 p.m.
Sunday	March 4	Tampa Bay	Tampa	R/T	1:05 p.m.
Monday	March 5	OPEN DATE			
Tuesday	March 6	@Detroit	Lakeland		1:05 p.m.
Wednesday	March 7	@New York Mets	Port St. Lucie		1:10 p.m.
Thursday	March 8	Philadelphia	Tampa	T	1:05 p.m.
Friday	March 9	@Atlanta	Disney	R	6:05 p.m.
Saturday	March 10	New York Mets	Tampa	R/T	1:05 p.m.
Sunday	March 11	@Miami	Jupiter	R	1:05 p.m.
Monday	March 12	Minnesota	Tampa	R/T	6:35 p.m.
Tuesday	March 13	Detroit	Tampa	T	1:05 p.m.
Wednesday	March 14	@Baltimore	Sarasota		1:05 p.m.
Thursday	March 15	Pittsburgh	Tampa	T	1:05 p.m.
Friday	March 16	Houston	Tampa		6:35 p.m.
Saturday	March 17	@Detroit	Lakeland	R	1:05 p.m.
Sunday	March 18	Miami	Tampa	R/T	1:05 p.m.
Monday	March 19	Tampa Bay	Tampa		6:35 p.m.
Tuesday	March 20	@Detroit	Lakeland		1:05 p.m.
Wednesday	March 21	Baltimore	Tampa		6:35 p.m.
Thursday	March 22	@Minnesota	Lee County (Hammond)	E	1:05 p.m.
Friday	March 23	Boston	Tampa	T/E	1:05 p.m.
Saturday	March 24	Toronto	Tampa	R	1:05 p.m.
		@Atlanta	Disney		1:05 p.m.
Sunday	March 25	@Tampa Bay	Port Charlotte		1:05 p.m.
Monday	March 26	@Atlanta	SunTrust Park		7:35 p.m.

(R) WFAN 660 AM • (T) YES • (E) ESPN

SPRING TRAINING SITES

1903-04	Atlanta, GA	1919-20	Jacksonville, FL
1905	Montgomery, AL	1921	Shreveport, LA
1906	Birmingham, AL	1922-24	New Orleans, LA
1907-08	Atlanta, GA	1925-42	St. Petersburg, FL
1909	Macon, GA	1943	Asbury Park, NJ
1910-11	Athens, GA	1944-45	Atlantic City, NJ
1912	Atlanta, GA	1946-50	St. Petersburg, FL
1913	Hamilton, Bermuda	1951	Phoenix, AZ
1914	Houston, TX	1952-61	St. Petersburg, FL
1915	Savannah, GA	1962-95	Ft. Lauderdale, FL
1916-18	Macon, GA	1996-present	Tampa, FL

2018 NEW YORK YANKEES 40-MAN ROSTER

MANAGER: Aaron Boone (17), COACHES: Josh Bard (59), Mike Harkey (60), Carlos Mendoza (64), Phil Nevin (53), E.J. Pillereri (63), Larry Rothschild (58), Marcus Thames (63), Reggie Willits (50).																			
#	PITCHERS (20)	B-T	HT	WT	Birthdate	Birthplace	W-L	ERA	G	GS	CG	SV	IP	H	R	ER	BB	SO	MLS
87	Abreu, Albert	R-R	6-2	190	9/26/95	Guaytubín, D.R.	Charleston (A) Tampa (A)	1-0 1-3	1.84 4.19	3 9	2 0	0 0	14.2 34.1	3 33	3 17	3 16	3 15	22 31	0.000
88	Acevedo, Domingo	R-R	6-7	240	3/6/94	Villa Los Almáigos, D.R.	Tampa (A) Tampa (A) Trenton (AA)	0-0 0-4 5-1	2.08 4.57 2.38	7 7 14	2 0 1	0 0 0	41.1 79.1	49 65	29 23	21 21	9 17	8 82	0.000
68	Betances, Dellin	R-R	6-8	265	3/23/88	New York, NY	Scranton/WB (AAA) NEW YORK (AL)	1-1 3-6	4.38 2.87	2 6	2 0	0 10	12.1 59.2	12 60	6 19	6 44	8 100	8 4.078	
85	Cessa, Luis	R-R	6-0	208	4/25/92	Córdoba, México	Scranton/WB (AAA) NEW YORK (AL)	4-6 0-3	3.45 4.75	14 10	13 5	0 0	78.1 36.0	75 37	37 30	26 26	67 67	1.013	
54	Chapman, Aroldis	L-L	6-4	218	2/28/88	Heguin, Cuba	NEW YORK (AL) Trenton (AA)	4-3 0-0	3.22 13.50	52 1	0 0	22 5	50.1 0.2	37 1	20 1	18 2	20 2	69 69	7.009
62	Gallegos, Giovanni	R-R	6-2	208	8/14/91	Obregon, México	Scranton/WB (AAA) NEW YORK (AL)	4-2 0-1	2.08 4.87	28 16	0 0	5 0	43.1 20.1	28 21	12 11	10 5	11 22	69 38	0.062
63	Germán, Domingo	R-R	6-2	181	8/4/92	San Pedro de Macoris, D.R.	Trenton (AA) Scranton/WB (AAA)	1-4 7-2	3.00 2.83	6 14	6 13	0 0	33.0 76.1	32 59	13 26	11 24	10 22	38 81	0.071
55	Gray, Sonny	R-R	5-10	192	11/7/89	Nashville, TN	NEW YORK (AL) Stockton (A) Nashville (AAA)	0-1 1-0 1-0	3.14 0.00 0.00	7 1 1	0 0 0	0 0 0	14.1 5.0 6.0	11 0 2	6 0 0	5 0 0	9 7	18 6 7	4.061
57	Green, Chad	L-R	6-3	215	5/24/91	Greenville, SC	OAKLAND NEW YORK (AL) Tampa (A)	6-5 4-7 0-1	3.43 3.72 2.25	16 11 1	16 11 5	0 0 0	97.0 65.1 4.0	84 55 2	48 31 1	37 27 5	30 27 5	94 59 1.050	
61	Heller, Ben	R-R	6-3	210	8/5/91	Milwaukee, WI	Scranton/WB (AAA) NEW YORK (AL)	2-1 5-0	4.73 1.83	5 40	5 1	0 0	26.2 69.0	32 34	15 14	14 11	11 33	103	
65	Holder, Jonathan	R-R	6-2	232	6/9/93	Gulfport, MI	NEW YORK (AL) Scranton/WB (AAA)	1-0 0-0	0.82 1.69	9 12	0 0	0 1	11.0 16.0	5 15	1 3	1 8	6 21	9 0.144	
48	Kahnle, Tommy	R-R	6-1	230	8/7/89	Latham, NY	NEW YORK (AL) CHICAGO (AL)	1-1 1-3	3.89 2.50	37 32	0 0	0 0	39.1 36.0	45 12	17 7	17 60	8 7	40 3.015	
89	Loaisiga, Jonathan	R-R	5-11	165	11/2/94	Managua, Nicaragua	NEW YORK (AL) GCL Yankees East (R)	0-1 0-0	2.63 0.00	6 1	6 0	0 0	13.2 2.0	10 0	5 0	4 0	2 0	15 0	0.000
47	Montgomery, Jordan	L-L	6-6	228	12/27/92	Sumter, SC	GCL Yankees West (R) Statens Island (A) Tampa (A)	1-0 1-0 0-0	0.53 0.00 0.00	4 1 1	4 1 0	0 0 0	17.0 5.0 15.1	7 3 140	2 1 72	1 0 67	1 8 51	18 8 1.153	
30	Robertson, David	R-R	5-11	195	4/9/85	Birmingham, AL	NEW YORK (AL) Scranton/WB (AAA) CHICAGO (AL)	9-7 0-0 4-2	3.88 3.00 2.70	29 1 31	0 0 0	0 0 13	155.1 3.0 33.1	140 2 21	72 1 10	67 3 11	51 0 47	144 3 9.070	
52	Sabathia, CC	L-L	6-6	300	7/21/80	Vallejo, CA	NEW YORK (AL)	5-0	1.03	30	0	1	35.0	14	4	4	12	51	17.000
40	Severino, Luis	R-R	6-2	218	2/20/94	Sabana de la Mar, D.R.	NEW YORK (AL) NEW YORK (AL)	14-5 14-6	3.69 2.98	27 31	27 0	0 0	148.2 193.1	139 150	64 73	61 65	50 51	120 230	1.170

#	PITCHERS (cont'd)	B-T	HT	WT	Birthdate	Birthplace	2017 CLUB(S)	W-L	ERA	G	GS	CG	SV	IP	H	R	ER	BB	SO	MLS	
45	Shreve, Chasen	L-L	6-4	195	7/12/90	Las Vegas, NV	Scranton/WB (AAA)	1-0	1.59	9	0	0	1	11.1	7	2	2	3	19	2,167	
19	Tanaka, Masahiro	R-R	6-3	218	11/1/88	Iiami, Japan	NEW YORK (AL)	4-1	3.77	44	0	0	0	45.1	35	20	19	25	58	4,000	
43	Warren, Adam	R-R	6-1	225	8/25/87	Birmingham, AL	NEW YORK (AL)	13-12	4.74	30	30	1	0	178.1	180	100	94	41	194	5,036	
#	CATCHERS (3)	B-T	HT	WT	Birthdate	Birthplace	2017 CLUB(S)	AVG	G	AB	R	H	2B	3B	HR	RBI	BB	SO	SB	MLS	
38	Higashioka, Kyle	R-R	6-1	202	4/20/90	Huntington Beach, CA	Scranton/WB (AAA)	.264	14	53	5	14	4	0	2	11	4	7	0	0,030	
							NEW YORK (AL)	.000	9	18	2	0	0	0	0	2	6	0	0		
							Staten Island (A)	.438	5	16	7	7	2	0	4	8	2	5	0		
							Pullaski (R)	.800	2	5	3	4	1	0	3	4	1	0	0		
28	Romine, Austin	R-R	6-1	216	11/22/88	Lake Forest, CA	NEW YORK (AL)	.218	80	229	19	50	9	1	2	21	16	57	0	4,045	
24	Sánchez, Gary	R-R	6-2	230	12/2/92	Santo Domingo, D.R.	NEW YORK (AL)	.278	122	471	79	131	20	0	33	90	40	120	2	1,086	
							Scranton/WB (AAA)	.385	3	13	3	5	2	0	1	3	0	3	0		
#	INFELDERS (8)	B-T	HT	WT	Birthdate	Birthplace	2017 CLUB(S)	AVG	G	AB	R	H	2B	3B	HR	RBI	BB	SO	SB	MLS	
67	Andujar, Miguel	R-R	6-0	211	3/2/95	San Christobal, D.R.	Trenton (AA)	.312	67	255	30	79	23	1	7	52	12	38	2	0,020	
							Scranton/WB (AAA)	.317	58	227	36	72	13	1	9	30	17	33	3		
							NEW YORK (AL)	.571	5	7	0	4	2	0	0	4	1	0	1	1,029	
26	Austin, Tyler	R-R	6-2	222	9/6/91	Conyers, GA	Trenton (AA)	.429	5	14	5	6	1	2	0	2	2	0	0		
							Scranton/WB (AAA)	.275	47	171	29	47	14	1	10	32	18	52	0		
							NEW YORK (AL)	.225	20	40	4	9	2	0	2	8	4	17	0	2,053	
33	Bird, Greg	L-R	6-4	220	11/9/92	Memphis, TN	NEW YORK (AL)	.190	48	147	20	28	7	0	9	28	19	42	0		
							Tampa (A)	.353	6	17	2	6	2	0	0	3	5	1	0		
							Scranton/WB (AAA)	.298	15	47	12	14	4	0	3	7	11	9	0		
							Trenton (AA)	.301	122	495	72	149	19	4	6	48	34	56	8	0,000	
90	Estrada, Thairo	R-R	5-10	185	2/22/96	Bejuma, Venezuela	NEW YORK (AL)	.444	5	18	2	8	1	0	1	2	1	1	1	4,159	
18	Gregorius, Didi	L-R	6-5	205	2/18/90	Amsterdam, Netherlands	Tampa (A)	.287	136	534	73	153	27	0	25	87	25	70	3	0,000	
81	Torres, Gleyber	R-R	6-1	175	12/13/96	Caracas, Venezuela	Trenton (AA)	.273	32	121	22	33	10	1	5	18	77	21	5		
							Scranton/WB (AAA)	.309	23	81	9	25	4	1	2	3	16	13	26	2	2,022
74	Torreyes, Ronald	R-R	5-8	155	9/2/92	Libertador, Venezuela	NEW YORK (AL)	.292	108	315	35	92	15	1	3	36	11	43	2	0,097	
39	Wade, Tyler	L-R	6-1	188	11/23/94	Murrieta, CA	Scranton/WB (AAA)	.310	85	339	68	105	22	4	7	31	38	75	26		
							NEW YORK (AL)	.155	30	58	7	9	4	0	0	2	5	19	1		
#	OUTFIELDERS (9)	B-T	HT	WT	Birthdate	Birthplace	2017 CLUB(S)	AVG	G	AB	R	H	2B	3B	HR	RBI	BB	SO	SB	MLS	
66	Blash, Jhabari	R-R	6-5	235	7/4/89	St. Thomas, Virgin Islands	El Paso (AAA)	.285	72	235	53	67	16	1	20	62	48	88	3	1,023	
							SAN DIEGO	.213	61	164	24	55	6	0	5	16	28	66	1	0,003	
70	Cave, Jake	L-L	6-0	180	12/4/92	Hampton, VA	Scranton/WB (AAA)	.266	31	128	19	34	13	2	5	18	10	33	1		
							NEW YORK (AL)	.324	72	278	47	90	13	3	15	38	18	82	1	10,037	
22	Elbsbury, Jacoby	L-L	6-1	195	9/11/83	Madras, OR	Scranton/WB (AAA)	.264	112	356	65	94	20	4	7	39	41	63	22		
							Scranton/WB (AAA)	.375	2	8	1	3	2	0	0	2	0	0	1	0,093	
77	Frazier, Clint	R-R	5-11	212	9/6/94	Decatur, GA	Scranton/WB (AAA)	.256	74	273	46	70	19	2	12	42	37	69	9		
							NEW YORK (AL)	.231	39	134	16	31	9	4	4	17	7	43	1	9,072	
11	Gardner, Brett	L-L	5-11	195	8/24/83	Holly Hill, SC	NEW YORK (AL)	.264	151	594	96	157	26	4	21	63	72	122	23	4,041	
31	Hicks, Aaron	S-R	6-1	205	10/2/89	San Pedro, CA	NEW YORK (AL)	.266	88	301	54	80	18	0	15	52	51	67	10		
							Scranton/WB (AAA)	.375	5	16	4	6	2	1	0	2	2	2	1	0,000	
							Trenton (AA)	.250	2	8	3	2	1	0	1	2	1	1	0	1,051	
99	Judge, Aaron	R-R	6-7	282	4/26/92	Linden, CA	NEW YORK (AL)	.284	155	542	128	154	24	3	52	114	127	208	9	2,000	
71	McKinney, Billy	L-L	6-1	195	8/23/94	Dallas, TX	Trenton (AA)	.250	69	232	34	58	16	4	6	29	30	45	2		
							Scranton/WB (AAA)	.306	55	209	32	64	13	3	10	35	9	49	0	7,118	
27	Stanton, Giancarlo	R-R	6-6	245	11/8/89	Panorama City, CA	MIAMI	.281	159	597	123	168	32	0	59	132	85	163	2		



PHILADELPHIA PHILLIES

ADDRESS

Spectrum Field
601 N. Old Coachman Road
Clearwater, FL 33765

FOLLOW ON SOCIAL MEDIA

Twitter: @Phillies

Instagram: phillies

Snapchat: Phillies

Facebook: www.facebook.com/Phillies

2017 RECORD

66-96...Fifth Place...NL East...31.0 Games Back

CLUB CONTACTS

Ballpark Office	(727) 712-4504
Andy MacPhail, President	(215) 218-5216
Matt Klentak, Vice President & General Manager.....	(215) 218-5246
Bryan Minniti, Assistant General Manager.....	(215) 218-5293
Scott Proefrock, Assistant General Manager	(215) 218-5342
Ned Rice, Assistant General Manager.....	(215) 218-5417
Joe Jordan, Director, Player Development	(727) 712-4352
Mike Ondo, Director, Pro Scouting	(215) 218-5239
Steve Noworyta, Special Assistant, Player Development	(215) 218-5381
Jorge Velandía, Special Assistant to the General Manager	(727) 712-4504
Dana Parks, Coordinator, Player Development.....	(727) 712-4504
Adele MacDonald, Coordinator, Executive Office	(215) 218-5273
Jameson Hall, Coordinator, Team Travel	(215) 218-5291
Bonnie Clark, Vice President, Communications.....	(215) 218-5371
Greg Casterioto, Director, Communications	(215) 218-5297
Chris Ware, Coordinator, Baseball Communications.....	(215) 218-5245
Kenny Ayres, Assistant, Baseball Communications.....	(215) 218-5142
Scott Palmer, Director, Public Affairs.....	(215) 218-5227
John Brazer, Director, Publicity	(727) 712-4504
Press Box.....	(727) 712-4385
Clearwater Threshers Office.....	(727) 712-4300
Minor League Office	(727) 799-0503
Baseball Communications Fax.....	(727) 421-7768
Baseball Operations Fax	(727) 793-9780
Minor League Fax	(727) 726-1793
Clearwater Fax	(727) 712-4498

HOTEL INFORMATION

Home: The Phillies do not retain a club hotel. Front office personnel maintain private residences.

STADIUM INFORMATION

Spectrum Field (address above)

Capacity: 8,272

Years at present location (including 2018 season): 15

Dimensions:

Center Field: 401 feet

Left Field Foul Pole: 329 feet

Right Field Foul Pole: 330 feet

PRE-GAME TIMINGS

Afternoon Games (1:05 p.m. Starts)

Phillies BP: 10:00 - 11:15 a.m.

Visitors BP: 11:15 a.m. - 12:15 p.m.

Phillies Infield: 12:15 - 12:30 p.m.

Visitors Infield: 12:30 - 12:45 p.m.



DIRECTIONS

From Tampa: West on Route 60; turn right at Old Coachman Road (first light after Route 19). Field is on the right after Drew Street Intersection.

From US Route 19: Coming from the north or south, take Route 60 West exit; turn right at first light, Old Coachman Road. Field is on the right after Drew Street Intersection.

TICKET INFORMATION

Standard Game: Club Level \$34, Premium Box \$30, Field Box \$28, Baseline Box \$28, Tiki Terrace \$25 and Berm \$14. Premium Game: Club Level \$39, Premium Box \$35, Field & Baseline Box \$33, Tiki Terrace \$30 and Berm \$17. Tickets may be purchased online at phillies.com, in person at the Spectrum Field Box Office or by calling (215) 463-1000. Parking price is \$10.

PHOTO DAY

Tuesday, February 20 at 7:00 a.m.

MINOR LEAGUE INFORMATION

Facility is located at Carpenter Field. First full squad workout is scheduled for March 5.

NEW PHILLIES IN 2018

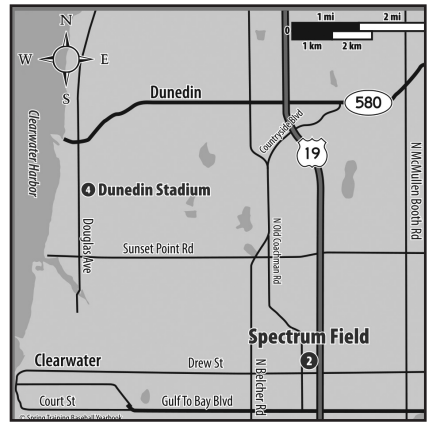
Tommy Hunter, RHP
Pat Neshek, RHP
Carlos Santana, 1B

GONE FROM 2017

Henderson Alvarez, RHP
Clay Buchholz, RHP
Andres Blanco, INF
Ty Kelly, INF/OF
Daniel Nava, OF
Cameron Perkins, OF
Kevin Siegrist, LHP
Hyun Soo Kim, OF
Jesen Therrien, RHP

RECORD & ATTENDANCE — LAST FIVE YEARS

Year	Record	Attendance
2017	14-17-5	128,236
2016	15-11-3	131,157
2015	12-17-2	127,479
2014	9-18	121,915
2013	16-17-1	138,313



NON-ROSTER INVITEES

Pitchers

47 Beato, Pedro, RHP
78 De Los Santos, Enyel, RHP
71 Eshelman, Tom, RHP
75 Hammer, JD, RHP
74 Irvin, Cole, LHP
69 Leibrandt, Brandon, LHP

Catchers

79 Cabral, Edgar
25 Fryer, Eric
68 Moore, Logan

Infielders

4 Flaherty, Ryan
18 Florimón, Pedro
80 Kingery, Scott
30 McBride, Matt
73 Meneses, Heiker
12 Middlebrooks, Will
9 Rosales, Adam
83 Walding, Mitch

Outfielders

21 Cowgill, Collin
60 Ortiz, Danny
85 Pullin, Andrew

SPRING TRAINING SITES

1901	Philadelphia, PA	1920	Birmingham, AL
1902	Washington, DC	1921	Gainesville, FL
1903	Richmond, VA	1922-24	Leesburg, FL
1904	Savannah, GA	1925-27	Bradenton, FL
1905	Augusta, GA	1928-37	Winter Haven, FL
1906-08	Savannah, GA	1938	Biloxi, MS
1909-10	Southern Pines, NC	1939	New Braunfels, TX
1911	Birmingham, AL	1940-42	Miami Beach, FL
1912	Hot Springs, AR	1943	Hershey, PA
1913	Southern Pines, NC	1944-45	Wilmington, DE
1914	Wilmington, NC	1946	Miami Beach, FL
1915-18	St. Petersburg, FL	1947-present	Clearwater, FL
1919	Charlotte, NC		



2018 SPRING TRAINING SCHEDULE

[All Times Local; (ss) — Split Squad for opponent]

Day	Date	Opponent	Site	R/TV	Time
Thursday	February 22	University of Tampa	Clearwater		1:05 p.m.
Friday	February 23	@Toronto	Dunedin	R	1:07 p.m.
Saturday	February 24	Baltimore (ss)	Clearwater	R/T	1:05 p.m.
Sunday	February 25	New York Yankees	Clearwater	R/T	1:05 p.m.
Monday	February 26	@New York Yankees	Tampa	R	6:35 p.m.
Tuesday	February 27	Detroit	Clearwater	T+	1:05 p.m.
Wednesday	February 28	@Toronto	Dunedin	W	1:07 p.m.
Thursday	March 1	New York Yankees	Clearwater	T+	1:05 p.m.
Friday	March 2	@Tampa Bay	Port Charlotte	W	1:05 p.m.
Saturday	March 3	Baltimore	Clearwater	R/T+	1:05 p.m.
		@Pittsburgh	Bradenton		1:05 p.m.
Sunday	March 4	Toronto	Clearwater	R/T+	1:05 p.m.
Monday	March 5	Minnesota	Clearwater	T+	1:05 p.m.
Tuesday	March 6	OPEN DATE			
Wednesday	March 7	Boston (ss)	Clearwater	T+	1:05 p.m.
Thursday	March 8	@New York Yankees	Tampa		1:05 p.m.
Friday	March 9	Pittsburgh	Clearwater	T+	1:05 p.m.
Saturday	March 10	Tampa Bay	Clearwater	R/T+	1:05 p.m.
Sunday	March 11	@Baltimore (ss)	Sarasota	R	6:05 p.m.
Monday	March 12	@Atlanta	Disney	R	6:05 p.m.
Tuesday	March 13	Tampa Bay	Clearwater	T+	1:05 p.m.
Wednesday	March 14	@Atlanta	Disney	W	1:05 p.m.
Thursday	March 15	OPEN DATE			
Friday	March 16	Toronto	Clearwater	T+	1:05 p.m.
		@Detroit	Lakeland		1:05 p.m.
Saturday	March 17	Atlanta (ss)	Clearwater	R/T	1:05 p.m.
Sunday	March 18	@Minnesota	Lee County (Hammond)	R	1:05 p.m.
Monday	March 19	@Boston	Lee County (JBP)	W	1:05 p.m.
Tuesday	March 20	Toronto	Clearwater	T+	1:05 p.m.
Wednesday	March 21	@Toronto	Dunedin	W	1:07 p.m.
Thursday	March 22	Detroit	Clearwater	T+	1:05 p.m.
Friday	March 23	@Pittsburgh	Bradenton	W	1:05 p.m.
Saturday	March 24	@Detroit	Lakeland	R	1:05 p.m.
Sunday	March 25	Baltimore	Clearwater	R/T	1:05 p.m.
Monday	March 26	@Pittsburgh	Bradenton	W	1:05 p.m.
Tuesday	March 27	Pittsburgh	Clearwater	T+	1:05 p.m.

(R) Sportsradio 94 WIP • (W) Phillies.com Webcast
 (T) NBC Sports Philadelphia • (T+) NBC Sports Philadelphia +



SPECTRUM FIELD - CLEARWATER, FLORIDA

2018 PHILADELPHIA PHILLIES 40-MAN ROSTER

MANAGER: Gabe Kapler (22), COACHES: Craig Driver (82), Jose Flores (3), Jim Gott (35), Pedro Guerrero (58), Rick Kranitz (39), John Mallee (8), Rob Thomson (59), Dusty Wathan (62), Chris Young (45), Bob Stumpo (81).																				
#	PITCHERS (24)	B-T	HT	WT	Birthdate	Birthplace	2017 CLUB(S)	W-L	ERA	G	GS	CG	SV	IP	H	R	ER	BB	SO	MLS
63	Anderson, Drew	R-R	6-3	200	3/22/94	Reno, NV	Reading (AA)	9-4	3.59	21	21	0	0	107.2	81	49	43	40	86	0.005
							PHILADELPHIA	0-0	23.14	2	0	0	0	2.1	6	7	6	1	2	
							Lehigh Valley (AAA)	0-0	1.35	1	1	0	0	6.2	5	2	1	2	7	
64	Arano, Victor	R-R	6-2	220	2/7/95	Veracruz, Mexico	Reading (AA)	1-2	4.19	32	0	0	9	38.2	39	20	18	11	38	0.020
							PHILADELPHIA	1-0	1.69	10	0	0	0	10.2	6	2	4	4	13	
52	Curtis, Zac	L-L	5-10	175	7/4/92	Panama City Beach, FL	Arkansas (AA)	1-2	3.51	41	0	0	13	51.1	43	21	20	19	60	0.097
							SEATTLE	0-0	0.00	3	0	0	0	4.2	3	3	0	1	2	
							PHILADELPHIA	0-0	2.45	3	0	0	0	3.2	3	1	1	2	4	
65	Dominguez, Seranthony	R-R	6-1	185	11/25/94	Esperanza, D.R.	Cleaverwater (A)	4-4	3.61	15	13	0	0	62.1	51	28	25	30	75	0.000
							GCL Phillies (R)	1-0	5.06	2	2	0	0	5.1	5	3	3	4	7	
56	Eflin, Zach	R-R	6-6	211	4/8/94	Orlando, FL	Cleaverwater (A)	1-0	0.00	1	1	0	0	5.0	1	0	0	0	6	1.045
							Lehigh Valley (AAA)	1-4	4.57	8	7	0	0	43.1	48	22	22	15	38	
							PHILADELPHIA	1-5	6.16	11	11	0	0	64.1	79	45	44	12	35	
							GCL Phillies (R)	0-0	1.29	2	2	0	0	7.0	5	1	1	0	6	
48	Eickhoff, Jerad	R-R	6-4	244	7/2/90	Evansville, IN	PHILADELPHIA	4-8	4.71	24	24	0	0	128.0	142	74	67	53	118	2.045
							Reading (AA)	0-1	1.80	1	1	0	0	5.0	2	1	1	1	5	
							Lehigh Valley (AAA)	0-0	5.79	4	1	0	1	4.2	5	3	3	5	7	3.006
57	Garcia, Luis	R-R	6-3	237	1/30/87	Santo Domingo, D.R.	PHILADELPHIA	2-5	2.65	66	0	0	2	71.1	61	22	21	26	60	
40	Hunter, Tommy	R-R	6-3	250	7/3/86	Indianapolis, IN	TAMPA BAY	3-5	2.61	61	0	0	1	58.2	43	18	17	14	64	8.066
							Charlotte (A)	0-0	18.00	1	1	0	0	1.0	3	2	2	0	3	
66	Kilomé, Franklyn	R-R	6-6	230	6/25/95	La Romana, D.R.	Cleaverwater (A)	6-4	2.59	19	19	0	0	97.1	96	33	28	37	83	0.000
							Reading (AA)	1-3	3.64	5	5	0	0	29.2	25	15	12	15	20	
31	Leiter Jr., Mark	R-R	6-0	212	3/13/91	Fr. Lauderdale, FL	Lehigh Valley (AAA)	2-1	4.20	7	5	0	0	30.0	27	15	14	6	38	0.136
							PHILADELPHIA	3-6	4.96	27	11	0	0	90.2	90	59	50	31	84	
49	Lively, Ben	R-R	6-4	240	3/5/92	Pensacola, FL	Lehigh Valley (AAA)	7-5	3.15	16	16	1	0	97.0	91	39	34	22	82	0.083
							PHILADELPHIA	4-7	4.26	15	15	1	0	88.2	90	45	42	24	52	
55	Milner, Holby	L-L	6-3	177	1/13/91	Fr. Worth, TX	Lehigh Valley (AAA)	1-0	2.60	22	0	0	0	27.2	24	8	7	4	27	0.104
							PHILADELPHIA	0-0	2.01	37	0	0	0	31.1	30	7	7	16	22	
46	Morgan, Adam	L-L	6-1	208	2/27/90	Tampa, FL	PHILADELPHIA	3-3	4.12	37	0	0	0	54.2	51	25	25	18	63	2.017
							Lehigh Valley (AAA)	0-1	4.67	12	0	0	0	17.1	19	9	9	5	14	
50	Neris, Hector	R-R	6-2	227	6/14/89	Villa Altagracia, D.R.	PHILADELPHIA	4-5	3.01	74	0	0	26	74.2	68	26	25	26	86	2.104
93	Neshek, Pat	S-R	6-3	221	9/4/80	Madison, WI	PHILADELPHIA	3-2	1.12	43	0	0	1	40.1	28	5	5	5	45	9.159
							COLORADO	2-1	2.45	28	0	0	0	22.0	20	8	6	1	24	
27	Nola, Aaron	R-R	6-2	200	6/4/93	Baton Rouge, LA	PHILADELPHIA	12-11	3.54	27	27	0	0	168.0	154	67	66	49	184	2.076
							Lehigh Valley (AAA)	1-0	0.87	2	2	0	0	10.1	6	1	1	1	10	
51	Pinto, Ricardo	R-R	6-0	207	1/20/94	Guacana, Venezuela	Lehigh Valley (AAA)	5-3	3.86	19	8	0	1	60.2	61	35	26	18	46	0.087
							PHILADELPHIA	1-2	7.89	25	0	0	0	29.2	39	28	26	17	25	
43	Pivetta, Nick	R-R	6-5	210	2/14/93	Victoria, Canada	Lehigh Valley (AAA)	5-0	1.41	5	5	1	0	32.0	25	6	5	2	37	0.129
							PHILADELPHIA	8-10	6.02	26	26	0	0	133.0	144	91	89	57	140	

#	PITCHERS (cont'd)	B-T	HT	WT	Birthdate	Birthplace	2017 CLUB(S)	W-L	ERA	G	GS	CG	SV	IP	H	R	ER	BB	SO	MLS
61	Ramos, Edubray	R-R	5-11	225	12/19/92	Caracas, Venezuela	PHILADELPHIA	2-7	4.21	59	0	0	0	57.2	57	29	27	28	75	1,076
		R-R	6-3	204	6/27/93	Caguas, P.R.	Lehigh Valley (AAA)	1-0	1.54	10	0	0	1	11.2	7	3	2	10	10	0.041
		R-R	6-3	204	6/27/93	Caguas, P.R.	Lehigh Valley (AAA)	1-2	1.89	24	0	0	2	38.0	22	12	8	4	47	0.041
53	Rios, Yackel	R-R	6-3	204	6/27/93	Caguas, P.R.	PHILADELPHIA	0-1	1.96	13	1	0	1	18.1	10	4	4	4	17	
		R-R	6-3	204	6/27/93	Caguas, P.R.	PHILADELPHIA	0-1	4.41	13	0	0	1	16.1	15	8	8	9	17	
70	Suárez, Ranger	L-L	6-1	210	8/26/95	Pie de Cuesta, Venezuela	Lakewood (A)	6-2	1.59	14	14	1	0	85.0	52	17	15	24	90	0.000
		R-R	6-4	246	11/6/93	Santo Domingo, D.R.	Clearwater (A)	2-4	3.82	8	8	0	0	37.2	43	18	26	11	38	0.000
		R-R	6-4	246	11/6/93	Santo Domingo, D.R.	Clearwater (A)	6-4	2.38	16	16	1	0	102.0	86	28	27	23	92	0.000
		R-R	6-4	246	11/6/93	Santo Domingo, D.R.	Clearwater (A)	0-1	3.97	2	2	0	0	11.1	10	5	5	1	11	
		R-R	6-4	225	1/31/94	Dallas, TX	Lehigh Valley (AAA)	3-1	1.32	7	7	0	0	41.0	26	7	6	15	37	
44	Thompson, Jake	R-R	6-4	225	1/31/94	Dallas, TX	Lehigh Valley (AAA)	5-14	5.25	22	22	0	0	118.1	136	83	69	47	90	0.104
		R-R	6-3	203	6/7/92	Montclair, CA	PHILADELPHIA	3-2	3.88	11	8	0	0	46.1	50	27	20	22	35	
28	Vélasquez, Vince	R-R	6-3	203	6/7/92	Montclair, CA	PHILADELPHIA	2-7	5.13	15	15	0	0	72.0	74	44	41	34	68	2.086
		R-R	6-3	203	6/7/92	Montclair, CA	Clearwater (A)	0-1	1.80	1	1	0	0	5.0	2	1	1	1	5	
		R-R	6-3	203	6/7/92	Montclair, CA	Lehigh Valley (AAA)	0-0	4.50	1	1	0	0	2.0	1	1	1	1	5	
		R-R	6-3	203	6/7/92	Montclair, CA	Reading (AA)	0-0	6.00	1	1	0	0	3.0	3	3	2	1	4	
#	CATCHERS (3)	B-T	HT	WT	Birthdate	Birthplace	2017 CLUB(S)	AVG	G	AB	R	H	2B	3B	HR	RBI	BB	SO	SB	MLS
38	Allaró, Jorge	R-R	6-2	240	6/11/93	Sincedejo, Colombia	PHILADELPHIA	.241	84	324	34	78	13	2	7	43	16	113	1	0,083
		R-R	6-2	240	6/11/93	Sincedejo, Colombia	PHILADELPHIA	.318	29	107	12	34	6	0	5	14	3	33	0	1,000
15	Knaapp, Andrew	S-R	6-1	204	11/09/91	Roseville, CA	PHILADELPHIA	.257	56	171	26	44	8	1	3	13	31	56	1	3,089
29	Rupp, Cameron	R-R	6-2	260	9/28/88	Dallas, TX	PHILADELPHIA	.217	88	295	35	64	17	0	14	34	34	114	1	
#	INFIELDBERS (7)	B-T	HT	WT	Birthdate	Birthplace	2017 CLUB(S)	AVG	G	AB	R	H	2B	3B	HR	RBI	BB	SO	SB	MLS
67	Alvarez, Elicezer	L-R	5-11	165	10/15/94	Loma de Cabrera, D.R.	Springfield (AA)	.247	54	186	29	46	11	1	4	26	16	56	8	0,000
		L-R	6-2	199	1/11/95	Long Beach, CA	GCL Cardinals (R)	.250	7	24	4	6	2	0	1	2	2	3	1	
2	Crawford, J.P.	L-R	6-2	199	1/11/95	Long Beach, CA	Lehigh Valley (AAA)	.243	127	474	75	115	20	6	15	63	79	97	5	0,027
		R-R	6-1	229	8/26/92	Azusa, D.R.	PHILADELPHIA	.214	23	70	8	15	4	1	0	6	16	22	1	
7	Franco, Maikel	R-R	6-1	229	8/26/92	Azusa, D.R.	PHILADELPHIA	.230	154	575	66	132	29	1	24	76	41	95	0	2,170
16	Hernandez, Cesar	S-R	5-10	167	5/23/90	Valencia, Venezuela	PHILADELPHIA	.294	128	511	85	150	26	6	9	34	61	104	15	3,154
		R-R	6-1	230	7/16/91	Phoenix, AZ	Clearwater (A)	.143	4	7	2	1	0	0	0	1	9	2	0	
19	Joseph, Tommy	R-R	5-11	210	4/8/86	Santo Domingo, D.R.	PHILADELPHIA	.240	142	495	51	119	27	1	22	69	33	129	1	1,143
41	Santana, Carlos	S-R	5-11	210	4/8/86	Santo Domingo, D.R.	CLEVELAND	.259	154	571	90	148	37	3	23	79	88	94	5	7,115
76	Valentin, Jesmel	S-R	5-10	180	5/12/94	Manati, P.R.	Lehigh Valley (AAA)	.229	29	96	9	22	3	0	1	7	6	16	0	0,000
#	OUTFIELDERS (6)	B-T	HT	WT	Birthdate	Birthplace	2017 CLUB(S)	AVG	G	AB	R	H	2B	3B	HR	RBI	BB	SO	SB	MLS
23	Albers, Aaron	R-R	6-5	243	1/14/91	Landsrühl, Germany	PHILADELPHIA	.272	107	372	58	101	24	5	19	65	32	194	5	2,054
77	Cozens, Dylan	L-L	6-6	245	5/31/94	Scottsdale, AZ	Lehigh Valley (AAA)	.210	135	476	68	100	12	3	27	75	58	104	8	0,000
37	Herren, Odubel	L-R	5-11	206	12/29/91	Zulia, Venezuela	PHILADELPHIA	.281	138	526	67	148	42	3	14	56	31	126	8	3,000
		R-R	6-4	240	3/17/93	Sacramento, CA	Lehigh Valley (AAA)	1,000	1	2	2	2	0	0	1	2	1	0	0	
		R-R	6-4	240	3/17/93	Sacramento, CA	Lehigh Valley (AAA)	.250	1	4	1	1	0	0	0	0	0	0	0	
		R-R	6-4	240	3/17/93	Sacramento, CA	Lehigh Valley (AAA)	.284	115	401	78	114	24	4	29	41	64	75	4	0,053
24	Quinn, Roman	S-R	5-10	170	5/14/93	Port St. Joe, FL	PHILADELPHIA	.259	50	170	37	44	7	0	18	37	46	2	0	
5	Williams, Nick	L-L	6-3	195	9/8/93	Galveston, TX	Lehigh Valley (AAA)	.274	45	175	24	48	8	3	2	13	18	49	10	0,022
		L-L	6-3	195	9/8/93	Galveston, TX	Lehigh Valley (AAA)	.280	78	282	43	79	16	2	15	44	16	90	5	0,094
		L-L	6-3	195	9/8/93	Galveston, TX	PHILADELPHIA	.288	83	313	45	90	14	4	12	55	20	97	1	



PITTSBURGH PIRATES

ADDRESS

Pirate City
1701 27th Street East
Bradenton, FL 34208

FOLLOW ON SOCIAL MEDIA
Twitter: @Pirates
Instagram: pirates
Snapchat: pirates
Facebook: www.facebook.com/Pirates

2017 RECORD

75-87...Fourth Place...NL Central...17.0 Games Back

CLUB CONTACTS

Pirate City Office	(941) 747-3031
Neal Huntington, Executive Vice President, General Manager	(412) 325-4703
Kyle Stark, Vice President — Assistant General Manager	(412) 325-4713
Kevan Graves, Assistant General Manager	(412) 325-4679
Larry Broadway, Senior Director, Minor League Operations	(412) 325-4049
Greg Johnson, Traveling Secretary	(412) 325-4715
Jim Trdinich, Director, Baseball Communications.....	(412) 325-4728
Dan Hart, Director, Media Relations	(412) 325-4976
Jeff Podobnik, Senior Director, Florida Operations	(941) 747-3031, Ext. 4001
Press Box at LECOM Park.....	(941) 747-3031, Ext. 4077
Fax (Pirate City).....	(941) 747-8151
Fax (LECOM Park).....	(941) 747-9442
Minor League Facility.....	(941) 747-3031

HOTEL INFORMATION

The Pirates do not retain a club hotel. Front office personnel maintain private residences.

STADIUM INFORMATION

LECOM Park

1611 9th Street West
(Corner of 17th Ave. West and 9th Street West)
Bradenton, FL 34205

Capacity: 8,500

Years at present location (including 2018 season): 50

Dimensions:

Center Field: 400 feet

Left Field Power Alley: 370 feet

Right Field Power Alley: 370 feet

Left Field Foul Pole: 335 feet

Right Field Foul Pole: 335 feet

Press Box: Very limited seating. Equipped with high speed/wireless internet access.

Credentials: All daily requests must be made via MLB's official credentialing system (<https://credentials.mlb.com>) at least 48 hours in advance. Email requests will not be accepted.

Media Parking: Spaces available in lot on 17th Avenue West (must show MLB/Pirates credential).

Clubhouse Access: Pirates clubhouse opens at 7:30 a.m. for day games and 12:30 p.m. for the games on March 21 and March 22. The clubhouse is closed during Pirates batting practice and will close to all media one hour prior to game time.

PRE-GAME TIMINGS

Afternoon Games (1:05 p.m. Starts)

Pirates BP: until 11:15 a.m.
Visitors BP: 11:15 a.m. - 12:15 p.m.
Pirates Infield: 12:15 - 12:25 p.m.
Visitors Infield: 12:25 - 12:35 p.m.
Grounds Crew: 12:35 - 1:00 p.m.

Evening Games (6:05 p.m. Start on 3/22)

Pirates BP: until 4:15 p.m.
Visitors BP: 4:15 - 5:15 p.m.
Pirates Infield: 5:15 - 5:25 p.m.
Visitors Infield: 5:25 - 5:35 p.m.
Grounds Crew: 5:35 - 6:00 p.m.

DIRECTIONS

To stadium from North (St. Petersburg):

Go over Skyway Bridge to Exit 5 (19 South); continue on 41 South (Bradenton/Sarasota); make right turn on 17th Avenue West; continue to LECOM Park.

To stadium from South (Sarasota):

Take Route 41 North to Cortez Rd., go straight on to Business 41 and turn right onto 17th Avenue West; ballpark is located at the intersection of 17th Avenue West and Ninth Street West.

To stadium from North or South on I-75: Exit I-75 at Route 64 (Exit 220 if traveling South and Exit 220B if traveling North); go West on Route 64 to Ninth Street West (**not East**); turn left to stadium.

TICKET INFORMATION

Advanced Purchase: Infield Box (Box 1-14) \$29, Infield Reserve \$29, Baseline Box (Box 15-22) \$25, Grandstand \$18, Left Field Bleachers \$18.

Day of Game Purchase: Infield Box (Box 1-14) \$32, Infield Reserve \$32, Baseline Box (Box 15-21) \$28, Grandstand \$21, Left Field Bleachers \$21.

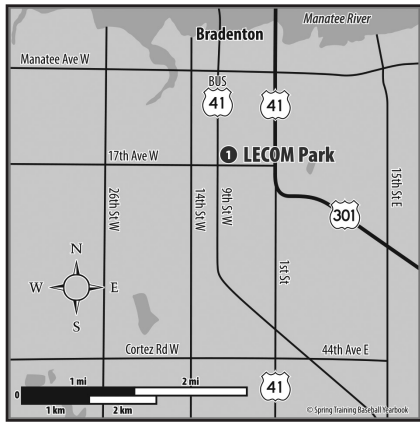
Tickets can be ordered either by calling (877) 893-2827, at Pirates.com, or at the LECOM Park Box Office.

PHOTO DAY

Wednesday, February 21 at 7:00 a.m. **All photographers must be ready by 6:45 a.m.**

MINOR LEAGUE INFORMATION

Facility is located at Pirate City. Early camp report date is February 25. Regular camp report date is March 4.



NON-ROSTER INVITEES

Pitchers

64 Eppler, Tyler, RHP
80 Garcia, Yeudy, RHP
67 Jones, Tyler, RHP
74 Magnifico, Damien, RHP
78 McKinney, Brett, RHP
84 McRae, Alex, RHP
48 Rodríguez, Richard, RHP
65 Sadler, Casey, RHP
35 Schultz, Bo, RHP
60 Stilson, John, RHP

Catchers

82 Jhang, Jin-De
83 Kelley, Christian
63 Lavarney, Ryan
79 Williams, Jackson

Infielders

72 Kramer, Kevin
71 Newman, Kevin
81 Reyes, Pablo
88 Tucker, Cole
62 Weiss, Eric
61 Wood, Eric

Outfielders

27 Cunningham, Todd
90 Martin, Jason
15 Nava, Daniel
91 Reynolds, Bryan



NEW PIRATES IN 2018

Nick Burdi, RHP
Kyle Crick, RHP
Michael Feliz, RHP
Jordan Milbrath, RHP
Colin Moran, INF
Joe Musgrove, RHP
Josh Smoker, LHP
Nik Turley, LHP

GONE FROM 2017

Johnny Barbato, RHP
Gerrit Cole, RHP
John Jaso, INF
Wade LeBlanc, LHP
Andrew McCutchen, OF
Gift Ngoepe, INF
Chris Stewart, C

SPRING TRAINING SITES

1900	Thomasville, GA
1901-14	Hot Springs, AR
1915-17	Dawson Springs, KY
1918	Jacksonville, FL
1919	Birmingham, AL
1920-23	Hot Springs, AR
1924-34	Paso Robles, CA
1935	San Bernardino, CA
1936	San Antonio, TX
1937-42	San Bernardino, CA
1943-45	Muncie, IN
1946	San Bernardino, CA
1947	Miami Beach, FL
1948	Hollywood, CA
1949-52	San Bernardino, CA
1953	Havana, Cuba
1954	Fort Pierce, FL
1955-68	Fort Myers, FL
1969-present	Bradenton, FL

RECORD & ATTENDANCE — LAST FIVE YEARS

Year	Record	Attendance
2017	19-12-2	106,291
2016	8-21-2	103,762
2015	15-13-4	106,038
2014	15-10-2	91,046
2013	13-18-1	93,433



LECOM PARK - BRADENTON, FLORIDA



2018 SPRING TRAINING SCHEDULE

[All Times Local; (ss) — Split Squad for opponent]

Day	Date	Opponent	Site	R/TV	Time
Friday	February 23	@Tampa Bay (ss)	Port Charlotte	R	1:05 p.m.
Saturday	February 24	New York Yankees	Bradenton	W	1:05 p.m.
Sunday	February 25	@Detroit (ss)	Lakeland	R	1:05 p.m.
Monday	February 26	Boston	Bradenton	W	1:05 p.m.
Tuesday	February 27	@Atlanta	Disney	W	1:05 p.m.
Wednesday	February 28	@Boston	Lee County (JBP)	W	1:05 p.m.
Thursday	March 1	Toronto	Bradenton	R	1:05 p.m.
Friday	March 2	@Baltimore	Sarasota	W	1:05 p.m.
Saturday	March 3	Philadelphia (ss)	Bradenton	R	1:05 p.m.
Sunday	March 4	@Minnesota	Lee County (Hammond)	R	1:05 p.m.
Monday	March 5	@Atlanta	Disney	R	1:05 p.m.
Tuesday	March 6	OPEN DATE			
Wednesday	March 7	@Toronto (ss)	Dunedin	W	1:07 p.m.
Thursday	March 8	Detroit	Bradenton	T	1:05 p.m.
Friday	March 9	@Philadelphia	Clearwater	W	1:05 p.m.
Saturday	March 10	Atlanta	Bradenton	T	1:05 p.m.
		@Baltimore	Sarasota	R	1:05 p.m.
Sunday	March 11	@Toronto	Dunedin	R	1:07 p.m.
Monday	March 12	Baltimore	Bradenton	R/T	1:05 p.m.
Tuesday	March 13	OPEN DATE			
Wednesday	March 14	Tampa Bay	Bradenton	R/T	1:05 p.m.
Thursday	March 15	@New York Yankees	Tampa	W	1:05 p.m.
Friday	March 16	Atlanta	Bradenton	T	1:05 p.m.
Saturday	March 17	Minnesota	Bradenton	R/T	1:05 p.m.
Sunday	March 18	Boston	Bradenton	T	1:05 p.m.
		@Toronto	Dunedin	R	1:07 p.m.
Monday	March 19	Minnesota	Bradenton	T	1:05 p.m.
Tuesday	March 20	@Boston	Lee County (JBP)	W	1:05 p.m.
Wednesday	March 21	@Minnesota	Lee County (Hammond)	R	6:05 p.m.
Thursday	March 22	Toronto (ss)	Bradenton	R/T	6:05 p.m.
Friday	March 23	Philadelphia	Bradenton	T	1:05 p.m.
Saturday	March 24	Tampa Bay	Bradenton	R/T	1:05 p.m.
Sunday	March 25	@Toronto	Dunedin	R	1:07 p.m.
Monday	March 26	Philadelphia	Bradenton	T	1:05 p.m.
Tuesday	March 27	@Philadelphia	Clearwater	W	1:05 p.m.

(R) The Fan 93.7 FM • (W) Pirates.com Webcast
(T) AT&T SportsNet

2018 PITTSBURGH PIRATES 40-MAN ROSTER

MANAGER: Clint Hurdle (13); COACHES: Heberro Andrade (86), Kimera Barera (18), Jeff Branson (2), Joey Coats (28), Dave Jauss (85), Jeff Livesey (75), Justin McGehee (87), Tom Prince (14), Euclides Rojas (56), Ray Searage (54).																				
#	PITCHERS (23)	B-T	HT	WT	Birthdate	Birthplace	W-L	ERA	G	GS	CG	SV	IP	H	R	ER	BB	SO	MLS	
76	Agrazal, Dario	R-R	6-3	225	12/28/94	Aguadulce, Panama	5-3	2.91	14	13	0	0	80.1	73	34	26	10	63	0.000	
43	Braut, Steven	L-L	6-0	200	4/29/92	La Mesa, CA	10-5	1.94	21	20	0	0	120.1	85	26	26	44	109	0.085	
57	Burdi, Nick	R-R	6-5	220	1/19/93	Hinsdale, IL	1-0	4.67	11	4	0	1	34.2	41	21	18	14	23	0.000	
30	Crick, Kyle	L-R	6-4	220	11/30/92	Fort Worth, TX	2-0	0.53	14	0	0	1	17.0	9	1	4	20	0.104		
77	Escobar, Luis	R-R	6-2	210	5/30/96	Carragena, Colombia	0-0	3.06	30	0	0	0	29.1	24	9	13	28	0.000		
45	Feliz, Michael	R-R	6-4	230	6/28/93	Azua, D.R.	10-7	3.83	26	25	1	0	131.2	97	60	56	60	168	2.038	
							HOUSTON	4-2	5.63	46	0	0	48.0	53	31	30	22	70		
							Corpus Christi (AA)	0-0	0.00	1	0	0	1.0	0	0	0	1	1		
							Quad Cities (A)	0-0	0.00	1	0	0	1.0	0	0	0	0	2		
24	Glasnow, Tyler	L-R	6-8	220	8/23/93	Newhall, CA	2-7	7.69	15	13	0	0	62.0	81	61	53	44	56	0.158	
68	Holmes, Clay	R-R	6-5	230	3/27/93	Dorham, AL	9-2	1.93	15	15	0	0	93.1	57	21	20	32	140		
41	Hudson, Daniel	R-R	6-3	225	3/9/87	Lynchburg, VA	10-5	3.36	25	24	0	0	112.2	96	45	42	59	99	0.000	
49	Kingham, Nick	R-R	6-5	225	11/8/91	Houston, TX	2-7	4.38	71	0	0	0	61.2	57	34	30	33	66	7.117	
							Bradenton (A)	1-0	0.00	1	0	0	5.0	1	0	0	0	0	0.000	
70	Kontos, George	R-R	6-3	225	6/12/85	Linchwood, IL	9-6	4.13	20	19	1	0	113.1	119	59	52	29	93		
39	Kuhl, Chad	R-R	6-3	220	9/10/92	Newark, DE	SAN FRANCISCO	0-5	3.83	50	0	0	51.2	52	24	22	17	55	4.171	
52	Leathersich, Jack	R-L	5-11	205	7/14/90	Beverly, MA	PITTSBURGH	1-1	1.84	15	0	1	14.2	9	3	3	3	15		
							PITTSBURGH	8-11	4.35	31	31	0	157.1	159	81	76	72	142	1.079	
							Iowa (AAA)	2-4	2.84	41	0	0	44.1	25	19	14	28	72	0.116	
							CHICAGO (NL)	0-0	27.00	1	0	0	0.2	1	2	2	4	1		
							PITTSBURGH	0-0	0.00	6	0	0	4.1	3	0	0	2	6		
51	Milbrath, Jordan	R-R	6-6	215	8/1/91	Windom, MN	2-1	2.03	15	0	0	2	26.2	18	10	6	14	34	0.000	
59	Musgrove, Joe	R-R	6-5	260	12/4/92	El Cajon, CA	3-2	3.90	15	0	0	2	30.0	30	20	13	21	29		
							AKRON (AA)	7-8	4.77	38	15	0	2	109.1	117	59	58	28	1.063	
							HOUSTON	1-0	0.00	1	1	0	7.0	1	0	0	2	7		
66	Neverauskas, Dovydas	R-R	6-3	215	1/14/93	Vilnius, Lithuania	Fresno (AAA)	1-2	2.86	40	0	0	13	50.1	47	20	16	21	46	0.051
46	Nova, Ivan	R-R	6-5	240	1/12/87	Palenque, D.R.	INDIANAPOLIS (AAA)	1-1	3.91	24	0	0	25.1	24	11	11	8	17		
73	Rivero, Felipe	L-L	6-2	210	7/5/91	Yaracuy, Venezuela	PITTSBURGH	11-14	4.14	31	31	2	187.0	203	96	86	36	131	7.024	
37	Santrana, Edgar	R-R	6-2	195	10/16/91	Puerto Plata, D.R.	PITTSBURGH	5-3	1.67	73	0	0	21	75.1	47	19	14	20	88	2.162
							INDIANAPOLIS (AAA)	1-3	2.79	44	0	0	8	58.0	62	19	18	12	54	0.048
31	Schugel, A.J.	R-R	6-0	200	6/27/89	Winter Haven, FL	PITTSBURGH	0-0	3.50	19	0	0	18.0	16	8	7	14	27		
							INDIANAPOLIS (AAA)	3-1	4.17	26	0	0	36.2	37	18	17	13	36	1.096	
							PITTSBURGH	4-0	1.97	32	0	0	32.0	31	8	7	14	27		
53	Smolter, Josh	L-L	6-2	255	11/26/88	Calhoun, GA	NEW YORK (NL)	1-2	5.11	54	0	0	56.1	64	34	32	32	68	1.046	
							Las Vegas (AAA)	0-0	1.04	2	2	0	8.2	4	2	1	2	8		
							Binghamton (AA)	0-0	0.00	1	0	0	1.0	2	0	0	0	2		
50	Taillon, Jameson	R-R	6-5	220	11/18/91	Lakeland, FL	St. Lucie (A)	0-1	4.15	4	1	0	4.1	6	2	2	0	3		
							PITTSBURGH	8-7	4.44	25	25	0	133.2	152	69	66	46	125	1.110	
							ALBANY (AA)	0-1	0.00	1	1	0	3.0	1	0	0	1	6		
34	Williams, Trevor	R-R	6-3	230	4/25/92	San Diego, CA	INDIANAPOLIS (AAA)	0-0	4.09	2	2	0	11.0	12	6	5	2	15		
							PITTSBURGH	7-9	4.07	31	25	0	150.1	145	73	68	52	117	1.027	

#	CATCHERS (3)	B-T	HT	WT	Birthdate	Birthplace	2017 CLUB(S)	AVG	G	AB	R	H	2B	3B	HR	RBI	BB	SO	SB	MLS
29	Cervelli, Francisco	R-R	6-1	210	3/6/86	Valencia, Venezuela	PITTSBURGH	.249	81	265	31	66	13	2	5	31	32	65	0	7.146
32	Diaz, Elias	R-R	6-1	215	11/17/90	Maracibo, Venezuela	Indianapolis (AAA)	.266	57	218	19	58	10	0	2	27	9	36	3	1.088
58	Stallings, Jacob	R-R	6-5	220	12/22/89	Lawrence, KS	Indianapolis (AAA)	.301	62	216	35	65	16	0	4	38	17	30	1	0.075
							PITTSBURGH	.357	5	14	3	5	2	0	0	3	2	2	0	
#	INFELDERS (9)	B-T	HT	WT	Birthdate	Birthplace	2017 CLUB(S)	AVG	G	AB	R	H	2B	3B	HR	RBI	BB	SO	SB	MLS
55	Bell, Josh	S-R	6-4	235	8/14/92	Irving, TX	PITTSBURGH	.275	159	549	75	140	26	6	26	90	66	117	2	1.053
26	Frazier, Adam	L-R	5-10	180	12/14/91	Athens, GA	PITTSBURGH	.276	121	406	55	112	20	6	6	53	36	57	9	1.101
							Indianapolis (AAA)	.400	3	10	2	4	1	0	0	1	3	1	1	
23	Frees, David	R-R	6-2	220	4/28/83	Corpus Christi, TX	PITTSBURGH	.263	130	426	44	112	16	0	10	52	58	116	0	8.028
5	Harrison, Josh	R-R	5-8	185	7/8/87	Cincinnati, OH	PITTSBURGH	.272	128	486	66	132	26	2	16	47	28	90	12	6.033
10	Mercer, Jordy	R-R	6-3	205	8/27/86	Taloga, OK	PITTSBURGH	.255	145	502	52	128	24	5	14	58	51	88	0	5.095
19	Moran, Collin	L-R	6-4	205	10/1/92	Port Chester, NY	Fresno (AAA)	.308	79	302	53	93	15	1	18	63	31	55	0	0.107
							HOUSTON	.364	7	11	3	4	0	1	1	3	1	1	0	
							Quad Cities (A)	.100	3	10	0	1	0	0	0	2	2	4	0	
38	Monoff, Max	S-R	5-10	185	5/13/93	Winter Park, FL	Indianapolis (AAA)	.254	51	185	31	47	10	0	13	37	41	59	5	0.121
							PITTSBURGH	.200	56	120	19	24	4	1	3	21	16	43	0	1.000
36	Osuna, José	R-R	6-3	240	12/12/92	Trujillo, Venezuela	Indianapolis (AAA)	.250	10	36	6	9	5	0	0	1	5	9	1	
							PITTSBURGH	.233	104	215	31	50	13	4	7	30	9	40	0	8.133
3	Rodriguez, Sean	R-R	6-0	200	4/26/85	Miami, FL	GCL Braves (R)	.200	2	5	0	1	0	0	0	0	0	0	0	
							Rome (A)	.000	1	4	0	0	0	0	0	0	0	1	0	
							Mississippi (AA)	.083	3	12	1	1	1	0	0	0	1	6	0	
							Gwinnett (AAA)	.056	5	18	1	1	0	0	0	2	4	5	0	
							ATLANTA	.162	15	37	6	6	1	0	2	3	8	19	1	
							PITTSBURGH	.168	39	95	12	16	1	0	3	5	8	38	0	
#	OUTFIELDERS (5)	B-T	HT	WT	Birthdate	Birthplace	2017 CLUB(S)	AVG	G	AB	R	H	2B	3B	HR	RBI	BB	SO	SB	MLS
44	Bostick, Christopher	R-R	5-10	200	3/24/93	Rochester, NY	Indianapolis (AAA)	.294	126	486	75	143	33	3	7	57	45	97	8	0.034
							PITTSBURGH	.296	20	27	6	8	2	0	0	1	4	9	0	
47	Luplow, Jordan	R-R	6-1	195	9/26/93	Visalia, CA	Altoona (AA)	.287	73	254	45	73	15	0	16	37	29	45	1	0.041
							PITTSBURGH	.325	44	160	29	52	7	1	7	19	16	36	4	
							PITTSBURGH	.205	27	78	6	16	3	1	3	11	6	22	0	
6	Marte, Starling	R-R	6-1	190	10/9/88	Santo Domingo, D.R.	PITTSBURGH	.275	77	309	48	85	7	2	7	31	20	63	21	4.162
							Bradenton (A)	.200	3	10	2	2	0	0	0	0	0	2	1	
							Indianapolis (AAA)	.333	9	36	4	12	1	0	1	3	2	8	3	
17	Meadows, Austin	L-L	6-3	210	5/3/95	Atlanta, GA	Indianapolis (AAA)	.250	72	284	48	71	19	0	4	36	24	50	11	0.000
							GCL Pirates (R)	.538	4	13	3	7	2	1	1	7	1	2	0	
							West Virginia (A)	.238	5	21	2	5	1	0	0	3	3	3	0	
25	Polanco, Gregory	L-L	6-5	235	9/14/91	Santo Domingo, D.R.	PITTSBURGH	.251	108	379	39	95	20	0	11	35	37	0	8	3.103



ST. LOUIS CARDINALS

ADDRESS

Cardinals Complex
4795 University Drive
Jupiter, FL 33458

FOLLOW ON SOCIAL MEDIA

Twitter: @Cardinals

Instagram: cardinals

Snapchat: cardinals

Facebook: www.facebook.com/Cardinals

2017 RECORD

83-79... Third Place...NL Central...9.0 Games Back

CLUB CONTACTS

Stadium Office	(561) 775-1818
John Mozeliak, President of Baseball Operations	799-1360
Judy Carpenter-Barada, Director, Major League Administration	799-1360
Michael Girsch, Vice President/General Manager	630-1826
Moises Rodriguez, Assistant General Manager	630-1834
Gary LaRoque, Director, Player Development	630-1824
Randy Flores, Director, Scouting	775-1818 x3011
John Vuch, Director, Baseball Administration	799-1361
Matt Slater, Special Assistant/Player Procurement	799-1361
Luis Morales, Director, International Operations & Administration	799-3792
C.J. Cherre, Traveling Secretary	799-1363
Brian Bartow, Director, Communications	630-1823
Michael Whitty & Chris Tunno, Communications Staff	799-3795 or 799-1385
Press Box	775-1818 x1044
Main Office Fax	799-1378
Communications Department Fax	799-1380
Minor League Facility	775-1818

HOTEL INFORMATION

Home: Embassy Suites Hotel, 4350 PGA Blvd., Palm Beach, FL 33410. Phone: (561) 622-1000; Fax: (561) 626-4860.

STADIUM INFORMATION

Roger Dean Chevrolet Stadium

4751 Main Street, Jupiter, FL 33458

Capacity: 7,710

Years at present location (including 2018 season): 21

Dimensions:

Center Field: 400 feet

Left Field Power Alley: 355 feet

Right Field Power Alley: 350 feet

Left Field Foul Pole: 330 feet

Right Field Foul Pole: 325 feet

PRE-GAME TIMINGS

Afternoon Games (1:05 p.m. Starts)

Cardinals BP: until 11:15 a.m.

Visitors BP: 11:15 a.m. - 12:15 p.m.

Visitors Infield: 12:15 - 12:30 p.m.

Evening Games (7:05 p.m. Starts)

Cardinals BP: until 5:15 p.m.

Visitors BP: 5:15 - 6:15 p.m.

Visitors Infield: 6:15 - 6:30 p.m.

Pressbox WiFi: Network - MLB-Press2018; Password - PressWireless\$

Media Parking: Call Public Relations Department for information.

Clubhouse Access: Clubhouse opens before day games to properly credentialed media from 8:00 a.m. to 9:00 a.m. Opens again from 11:30 a.m. until 12:00 p.m. and re-opens following the conclusion of the game. Cameras, cell phones and iPads are not to be used in clubhouse without prior approval.



DIRECTIONS

From I-95: Take Exit 83 - Donald Ross Blvd.; travel east to Central Blvd. Turn left on to Central Blvd. to Main Street, which will take you to the stadium.

TICKET INFORMATION

Field Box \$36, Bleachers \$20. Tickets may be purchased by calling (561) 775-1818. Tickets may also be purchased by writing to the St. Louis Cardinals at Roger Dean Chevrolet Stadium Ticket Office, 4751 Main Street, Jupiter, FL 33458 or via the Internet at cardinals.com or rogerdeanchevroletstadium.com.

PHOTO DAY

Tuesday, February 20 at 7:00 a.m. at Cardinals Complex. Media must be pre-approved.

MINOR LEAGUE INFORMATION

Pitchers and catchers report March 5 and position players report March 7. Each squad conducts its first workout the following day. Minor League players will stay at the Doubletree Hotel, 4431 PGA Blvd., Palm Beach Gardens, FL 33410. Phone: (561) 622-2260.

NEW CARDINALS IN 2018

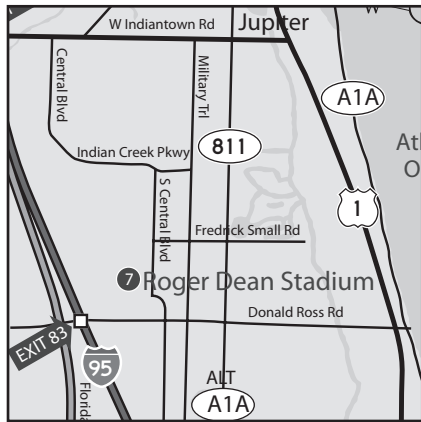
Conner Greene, RHP
 Luke Gregerson, RHP
 Dominic Leone, RHP
 Miles Mikolas, RHP
 Yairo Munoz, INF
 Marcell Ozuna, OF

GONE FROM 2017

Sandy Alcantara, RHP
 Aledmys Diaz, INF
 Zach Duke, LHP
 Randal Grichuk, OF
 Lance Lynn, RHP
 Juan Nicasio, RHP
 Seung Hwan Oh, RHP
 Stephen Piscotty, OF
 Alberto Rosario, C
 Trevor Rosenthal, RHP
 Magneuris Sierra, OF

RECORD & ATTENDANCE — LAST FIVE YEARS

Year	Record	Attendance
2017	20-8-4	90,318
2016	11-13-3	90,985
2015	13-11-3	98,533
2014	11-13-2	96,795
2013	16-15-1	98,686



NON-ROSTER INVITEES

Pitchers

36 Gilmartin, Sean, LHP
 58 Guilmet, Preston, RHP
 88 Helsley, Ryan, RHP
 89 Hicks, Jordan, RHP
 91 Hudson, Dakota, RHP
 92 Mendoza, Hector, RHP
 84 Poncedeleon, Daniel, RHP
 86 Reyes, Arturo, RHP
 21 Schafer, Jordan, LHP/OF
 87 Woodford, Jacob, RHP

Catchers

61 Baron, Steven
 93 Knizner, Andrew
 95 Martinez, Jeremy
 96 Ortega, Dennis
 46 Peña, Francisco

Infielders

82 Edman, Tommy
 54 Mejia, Alex
 81 Ravelo, Rangel
 79 Schrock, Max
 66 Tovar, Wilfredo
 73 Wisdom, Patrick

Outfielders

78 Arozarena, Randy
 75 Garcia, Adolis

SPRING TRAINING SITES

1901-02	St. Louis, MO	1920	Brownsville, TX
1903	Dallas, TX	1921-22	Orange, TX
1904	Houston, TX	1923-24	Bradenton, FL
1905	Marlin Springs, TX	1925	Stockton, CA
1906-08	Houston, TX	1926	San Antonio, TX
1909-10	Little Rock, AR	1927-29	Avon Park, FL
1911	West Baden, IN	1930-36	Bradenton, FL
1912	Jackson, MS	1937	Daytona Beach, FL
1913	Columbus, GA	1938-42	St. Petersburg, FL
1914	St. Augustine, FL	1943-45	Cairo, IL
1915-17	Hot Wells, TX	1946-97	St. Petersburg, FL
1918	San Antonio, TX	1998-present	Jupiter, FL
1919	St. Louis, MO		

St. Louis Cardinals

2018 SPRING TRAINING SCHEDULE

[All Times Local; (ss) — Split Squad for opponent]

Day	Date	Opponent	Site	R/TV	Time
Friday	February 23	@Miami	Jupiter	R/T	1:05 p.m.
Saturday	February 24	@New York Mets	Port St. Lucie	R/T	1:10 p.m.
Sunday	February 25	Houston	Jupiter	R/T	1:05 p.m.
Monday	February 26	@Minnesota	Lee County (Hammond)	W	1:05 p.m.
Tuesday	February 27	@Boston (ss)	Lee County (JBP)	W	1:05 p.m.
Wednesday	February 28	@Baltimore	Sarasota	W	1:05 p.m.
Thursday	March 1	Minnesota	Jupiter	W/T	1:05 p.m.
Friday	March 2	Boston	Jupiter	R/T*	1:05 p.m.
Saturday	March 3	@Atlanta	Disney	R	1:05 p.m.
Sunday	March 4	Houston	Jupiter	R/T	1:05 p.m.
Monday	March 5	Washington	Jupiter	W/T	1:05 p.m.
Tuesday	March 6	@Miami	Jupiter	R	1:05 p.m.
Wednesday	March 7	Washington	Jupiter	R	1:05 p.m.
Thursday	March 8	Miami	Jupiter	W	1:05 p.m.
Friday	March 9	@Houston	West Palm Beach	W/T	6:05 p.m.
Saturday	March 10	Miami	Jupiter	R/T*	1:05 p.m.
Sunday	March 11	@Washington	West Palm Beach	R/T	1:05 p.m.
Monday	March 12	OPEN DATE			
Tuesday	March 13	@Miami	Jupiter	R	1:05 p.m.
Wednesday	March 14	@Houston	West Palm Beach	W	1:05 p.m.
Thursday	March 15	Baltimore	Jupiter	R	1:05 p.m.
Friday	March 16	Miami	Jupiter	W/T	1:05 p.m.
		@Washington	West Palm Beach		1:05 p.m.
Saturday	March 17	@Atlanta (ss)	Disney	R/T	1:05 p.m.
Sunday	March 18	Washington	Jupiter	R/T	1:05 p.m.
Monday	March 19	OPEN DATE			
Tuesday	March 20	New York Mets	Jupiter	R	1:05 p.m.
Wednesday	March 21	@Miami	Jupiter	W	1:05 p.m.
Thursday	March 22	Atlanta	Jupiter	R	1:05 p.m.
Friday	March 23	@New York Mets	Port St. Lucie	W	1:10 p.m.
Saturday	March 24	New York Mets	Jupiter	R/T	1:05 p.m.
Sunday	March 25	@Washington	West Palm Beach	R/T	1:05 p.m.
Monday	March 26	@Toronto	Montreal, Canada		7:07 p.m.
Tuesday	March 27	@Toronto	Montreal, Canada		7:07 p.m.

(R) KMOX Radio/Cardinals Radio Network • (W) Cardinals.com Webcast

(T) FOX Sports Midwest • (T*) FOX Sports Midwest Plus



ROGER DEAN CHEVROLET STADIUM - JUPITER, FLORIDA

2018 ST. LOUIS CARDINALS 40-MAN ROSTER

MANAGER: Mike Matheny (22); COACHES: Bryan Eversberg (56), John Mabry (47), Mike Maddux (37), Willie McCree (51), Bill Mottler (43), José Oquendo (11), Mike Schildt (83), Jamie Pogre (94), Kleminger Teran (76).																				
#	PITCHERS (22)	B-T	HT	WT	Birthdate	Birthplace	2017 CLUB(S)	W-L	ERA	G	GS	CG	SV	IP	H	R	ER	BB	SO	MLS
67	Bowman, Matt	R-R	6-0	185	5/31/91	Chevy Chase, MD	ST. LOUIS	3-6	3.99	75	0	0	2	58.2	52	29	26	18	46	2,000
60	Brebbs, John	L-R	6-1	200	5/30/90	Boston, MA	ST. LOUIS	0-0	2.44	50	0	0	0	51.2	37	15	14	51	0,128	
							Memphis (AAA)	1-1	1.69	15	1	0	3	26.2	16	5	5	5	29	
27	Cecil, Brett	R-L	6-2	240	7/2/86	Annapolis, MD	ST. LOUIS	2-4	3.88	73	0	0	1	67.1	67	31	29	16	66	7,152
32	Flaherty, Jack	R-R	6-4	225	10/15/95	Burbank, CA	ST. LOUIS	0-2	6.33	6	5	0	0	21.1	23	15	15	10	20	0,031
							Memphis (AAA)	7-2	2.74	15	15	0	0	85.1	73	26	26	24	85	
							Springfield (AA)	7-2	1.42	10	10	0	0	63.1	47	10	10	11	62	
							ST. LOUIS	0-1	4.67	7	2	0	0	17.1	17	9	9	10	11	1,047
53	Gant, John	R-R	6-4	195	8/6/92	Savannah, GA	ST. LOUIS	6-5	3.83	18	18	0	0	103.1	109	47	44	25	99	
							Memphis (AAA)	10-7	3.34	26	26	0	0	143.0	116	64	53	51	140	0,000
68	Gomber, Austin	L-L	6-5	230	11/23/93	Winter Garden, FL	Springfield (AA)	4-7	4.33	18	15	1	0	79.0	78	40	38	30	72	0,000
71	Gonzalez, Derian	R-R	6-2	230	1/31/95	Santa Barbara del Zulia, Venezuela	Palm Beach (A)	0-0	3.00	2	2	0	0	3.0	5	2	1	0	6	
							GCL Cardinals (R)	0-0	3.00	2	2	0	0	3.0	5	2	1	0	6	
90	Greene, Conner	R-R	6-3	185	4/4/95	Santa Monica, CA	New Hampshire (AA)	5-10	5.29	26	25	0	0	132.2	141	86	78	83	92	0,000
44	Gregerson, Luke	L-R	6-3	205	5/14/84	Park Ridge, IL	HOUSTON	4-1	4.57	65	0	0	1	61.0	62	31	20	70	9,000	
55	Leone, Dominic	R-R	5-11	195	10/26/91	Norwich, CT	TORONTO	3-0	2.56	65	0	0	1	70.1	51	22	20	23	81	2,119
							Buffalo (AAA)	0-0	4.50	4	0	0	0	4.0	4	2	2	1	4	
77	Lucas, Josh	R-R	6-5	210	11/5/90	Lakeland, FL	ST. LOUIS	0-0	3.68	5	0	0	0	7.1	7	3	3	4	7	0,016
							Memphis (AAA)	8-1	3.15	47	0	0	17	60.0	58	23	21	12	68	
70	Lyons, Tyler	L-L	6-2	210	2/21/88	Lubbock, TX	ST. LOUIS	4-1	2.83	50	0	0	3	54.0	39	17	17	20	68	3,070
							Memphis (AAA)	0-0	2.55	4	4	0	0	17.2	17	5	5	3	17	
							Springfield (AA)	1-0	3.60	1	1	0	0	5.0	3	2	2	0	3	
							Peoria (A)	0-1	6.75	1	1	0	0	2.2	4	2	2	0	1	
18	Martinez, Carlos	R-R	5-11	200	9/21/91	Puerto Plata, D.R.	ST. LOUIS	12-11	3.64	32	32	2	0	205.0	179	93	83	71	217	4,073
59	Mayers, Mike	R-R	6-3	225	12/6/91	Grove City, OH	ST. LOUIS	0-0	11.57	3	0	0	0	4.2	8	8	6	4	3	0,038
39	Mikolas, Miles	R-R	6-5	220	8/23/88	Jupiter, FL	Memphis (AAA)	5-6	3.28	31	15	0	0	109.2	117	44	40	32	97	1,037
29	Reyes, Alex	R-R	6-4	245	8/29/94	Elizabeth, NJ	Yomiuri (NPB)	14-8	2.25	27	27	0	0	188.0	162	53	47	23	187	1,055
65	Sherriff, Ryan	L-L	6-0	195	5/25/90	Culver City, CA	ST. LOUIS	2-1	3.14	13	0	0	0	14.1	13	5	5	4	15	0,040
							Memphis (AAA)	5-1	3.19	48	0	0	6	53.2	40	22	19	13	47	
64	Tuivailala, Sam	R-R	6-1	225	10/19/92	San Mateo, CA	ST. LOUIS	3-3	2.55	37	0	0	0	42.1	35	12	12	11	34	1,082
							Memphis (AAA)	1-0	1.27	18	0	0	6	21.1	13	3	3	3	21	
52	Wacha, Michael	R-R	6-5	215	7/1/91	Iowa City, IA	ST. LOUIS	12-9	4.13	30	30	1	0	165.2	170	82	76	55	158	4,062
50	Wainwright, Adam	R-R	6-7	240	8/30/81	Brunswick, GA	ST. LOUIS	12-5	5.11	24	23	0	0	123.1	140	73	70	45	96	12,027
7	Weaver, Luke	R-R	6-2	175	8/21/93	DeLand, FL	ST. LOUIS	7-2	3.88	13	10	0	0	60.1	59	27	26	17	72	0,112
							Memphis (AAA)	10-2	2.55	15	15	0	0	77.2	63	24	22	19	76	
72	Wick, Rowan	L-R	6-3	245	11/9/92	North Vancouver, Canada	Memphis (AAA)	2-1	5.40	14	0	0	1	16.2	16	11	10	7	17	0,000
							Springfield (AA)	0-0	2.08	16	0	0	5	21.2	16	5	5	11	17	
							GCL Cardinals (R)	0-0	0.00	4	0	0	0	4.0	0	0	0	1	8	

INJURED — DID NOT PITCH

#	CATCHERS (2)	B-T	HT	WT	Birthdate	Birthplace	2017 CLUB(S)	AVG	G	AB	R	H	2B	3B	HR	RBI	BB	SO	SB	MLS
19	Kelly, Carson	R-R	6-1	220	7/14/94	Chicago, IL	ST. LOUIS	.174	34	69	5	12	3	0	0	6	5	11	0	0.102
							Memphis (AAA)	.283	68	244	37	69	13	0	10	41	33	40	0	
4	Molina, Yadier	R-R	5-11	210	7/13/82	Bayamon, PR.	ST. LOUIS	.273	136	501	60	137	27	1	18	82	28	74	9	13.123
#	INFELDERS (10)	B-T	HT	WT	Birthdate	Birthplace	2017 CLUB(S)	AVG	G	AB	R	H	2B	3B	HR	RBI	BB	SO	SB	MLS
13	Carpenter, Matt	L-R	6-3	215	11/26/85	Galveston, TX	ST. LOUIS	.241	145	497	91	120	31	2	23	69	109	125	2	6.012
12	DeJong, Paul	R-R	6-0	200	8/2/93	Orlando, FL	ST. LOUIS	.285	108	417	55	119	26	1	25	65	21	124	1	0.127
							Memphis (AAA)	.299	48	177	27	53	9	0	13	34	9	46	0	
35	Garcia, Greg	L-R	5-11	200	8/8/89	El Cajon, CA	ST. LOUIS	.253	133	241	27	61	9	2	2	20	37	64	2	2.083
3	Gyorko, Jedd	R-R	5-10	210	9/23/88	Morgantown, WV	ST. LOUIS	.272	125	426	52	116	21	2	20	67	47	105	6	4.164
38	Martinez, José	R-R	6-7	230	7/25/88	La Guaira, Venezuela	ST. LOUIS	.309	106	272	47	84	13	1	14	46	32	60	4	1.027
62	Munoz, Yairo	R-R	6-0	210	1/23/95	Nagua, D.R.	Nashville (AAA)	.289	65	256	30	74	9	1	7	42	11	46	10	0.000
							Midland (AA)	.316	47	190	35	60	17	3	6	26	10	35	12	
80	Sosa, Edmundo	R-R	6-0	200	3/6/96	Panama City, Panama	Springfield (AA)	.000	1	4	0	0	0	0	0	0	1	0	0	0.000
							Palm Beach (A)	.285	51	193	25	55	10	1	0	14	12	34	3	
							GCL Cardinals (R)	.364	6	22	7	8	1	0	1	2	1	2	0	
41	Valera, Breyvic	S-R	5-10	185	1/8/92	Montalban, Venezuela	ST. LOUIS	.100	5	10	0	1	0	0	0	0	1	0	0	0.018
							Springfield (AA)	.314	117	424	68	133	22	6	8	41	38	34	11	
40	Voit, Luke	R-R	6-3	255	2/13/91	Wildwood, MO	ST. LOUIS	.246	62	114	18	28	9	0	4	18	7	31	0	0.099
							Memphis (AAA)	.327	74	269	35	88	23	1	13	50	29	53	1	
16	Wong, Kolten	L-R	5-7	185	10/10/90	Hilo, HI	ST. LOUIS	.285	108	354	55	101	27	3	4	42	41	60	8	4.045
							Springfield (AA)	.400	4	15	3	6	2	0	1	4	2	1	0	
							Peoria (A)	.143	3	7	2	1	0	0	1	1	1	1	1	
#	OUTFIELDERS (6)	B-T	HT	WT	Birthdate	Birthplace	2017 CLUB(S)	AVG	G	AB	R	H	2B	3B	HR	RBI	BB	SO	SB	MLS
48	Bader, Harrison	R-R	6-0	205	6/3/94	Bronxville, NY	ST. LOUIS	.235	32	85	10	20	3	0	3	10	5	24	2	0.038
							Memphis (AAA)	.283	123	431	74	122	18	1	20	55	34	118	15	
25	Fowler, Dexter	S-R	6-5	205	3/22/86	Atlanta, GA	ST. LOUIS	.263	118	420	68	111	22	9	18	64	63	101	7	8.168
							Palm Beach (A)	.333	3	12	4	4	2	0	1	4	2	1	1	
74	Mercado, Oscar	R-R	6-2	190	12/16/94	Tampa, FL	Springfield (AA)	.287	120	477	76	137	20	4	13	46	32	112	38	0.000
63	O'Neill, Tyler	R-R	5-11	210	6/22/95	Burnaby, BC, Canada	Tacoma (AAA)	.244	93	349	54	85	21	2	19	56	44	108	9	0.000
							Memphis (AAA)	.253	37	146	23	37	5	1	12	39	10	43	5	
23	Orzuna, Marcell	R-R	6-1	225	11/12/90	Santo Domingo, D.R.	MIAMI	.312	159	613	93	191	30	2	37	124	64	144	1	4.124
28	Pham, Tommy	R-R	6-1	210	3/8/88	Las Vegas, NV	ST. LOUIS	.306	128	444	95	136	22	2	23	73	71	117	25	2.107
							Memphis (AAA)	.283	25	92	17	26	8	0	4	19	13	21	6	



TAMPA BAY RAYS

ADDRESS

Charlotte Sports Park
Tampa Bay Rays
2300 El Jobean Road
Port Charlotte, FL 33948

FOLLOW ON SOCIAL MEDIA
 Twitter: @RaysBaseball; @rayspressbox
 Instagram: raysbaseball
 Snapchat: Rays
 Facebook: www.facebook.com/Rays

2017 RECORD

80-82... Third Place...AL East...13.0 Games Back

CLUB CONTACTS

Main Number, Rays Office (Charlotte Sports Park).....	(941) 235-5025
Communications Department (Charlotte Sports Park).....	(941) 235-5044
Press Box (Charlotte Sports Park)	(941) 235-5082
Brian Auld, President	(727) 825-3121
Matt Silverman, President	(727) 825-3265
Erik Neander, Senior Vice President, Baseball Operations/General Manager	(727) 825-3180
Chaim Bloom, Senior Vice President, Baseball Operations.....	(727) 825-3488
James Click, Vice President, Baseball Operations.....	(727) 825-3109
Mitch Lukevics, Director, Minor League Operations.....	(727) 825-3275
Jeff McLerran, Assistant Director, Minor League Operations.....	(727) 825-3416
Patrick Walters, Assistant Director, International & Minor League Operations	(727) 825-3270
George Pappas, Assistant, International Operations	(727) 825-3149
Giovanna Rodriguez, Administrator, International & Minor League Operations.....	(727) 825-3267
Chris Westmoreland, Director, Team Travel & Clubhouse Operations	(727) 825-3169
Dave Haller, Senior Director, Communications	(727) 773-6904
Craig Vanderkam, Manager, Baseball Communications.....	(616) 389-9863
Ryan Sheets, Manager, Communications and Social Media.....	(317) 522-8983
Karly Fisher, Coordinator, Communications	(248) 345-7120
Manny Navarro, Spanish Translator	(858) 275-3079
Communications Fax (Charlotte Sports Park)	(941) 235-5095
Baseball Operations Fax (Charlotte Sports Park).....	(941) 235-5089

HOTEL INFORMATION

The Rays do not retain a club hotel. Front office personnel maintain private residences.

STADIUM INFORMATION

Charlotte Sports Park (address above)

Capacity: 6,823 (5,028 fixed seats)

Years at present location (including 2018 season): 10

Dimensions:

Center Field: 413 feet

Left Field Power Alley: 384 feet

Right Field Power Alley: 384 feet

Left Field Foul Pole: 343 feet

Right Field Foul Pole: 343 feet

Media Phones: Two phones are located in the press box. One phone is located in the media workroom.

Media Parking: Free parking is available to the media on the grass directly behind the paved lots of the main ballpark entrance (driveway on third base side).

PRE-GAME TIMINGS

Afternoon Games (1:05 p.m. Starts)

Rays BP: 10:15 - 11:15 a.m.

Visitors BP: 11:15 a.m. - 12:15 p.m.

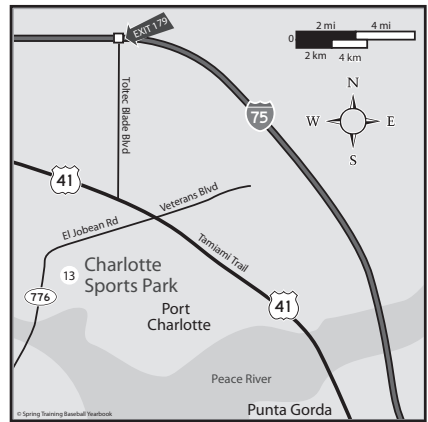
Visitors Infield: 12:20 - 12:30 p.m.

Grounds Crew: 12:30 p.m.



DIRECTIONS

From I-75, exit the interstate at Toledo Blade Road (Exit 179) and turn right (west). Proceed for approximately six and a half miles to El Jobean Road (SR 776) and turn right. Charlotte Sports Park will be on the left in approximately two miles. Driving time from Tampa/St. Petersburg area is one and a half to two hours.



TICKET INFORMATION

All tickets and locations are subject to availability and schedule/game times are subject to change. Tickets can be purchased at the Charlotte Sports Park and Tropicana Field box offices and online at raysbaseball.com. Tickets may also be purchased by calling (888) FAN-RAYS.

PHOTO DAY

Sunday, February 18 at 8:30 a.m.

MINOR LEAGUE INFORMATION

Facility is located at Charlotte Sports Park. The first workout for Minor League pitchers, catchers and position players is March 4.

NEW RAYS IN 2018

Christian Arroyo, INF
Micah Johnson, INF
Ryan Schimpf, INF
Denard Span, OF
Joey Wendle, INF

GONE FROM 2017

Peter Bourjos, OF
Brad Boxberger, RHP
Curt Casali, C
Xavier Cedeño, LHP
Steve Cishek, RHP
Alex Cobb, RHP
Lucas Duda, 1B
Taylor Guerrieri, RHP
Tommy Hunter, RHP
Evan Longoria, 3B
Logan Morrison, 1B
Trevor Plouffe, INF
César Puello, INF/OF
Colby Rasmus, OF
Sergio Romo, RHP
Shawn Tolleson, RHP
Chase Whitley, RHP

SPRING TRAINING SITES

1998-2008 St. Petersburg, FL
2009-present Charlotte County, FL

NON-ROSTER INVITEES

Pitchers

78 Alaniz, R.J., RHP
83 Bird, Kyle, LHP
67 Fierro, Edwin, RHP
79 Gibaut, Ian, RHP
62 Hall, Cody, RHP
56 Kolarek, Adam, LHP
19 McGowan, Dustin, RHP
60 Murray, Colton, RHP
38 Nuño, Vidal, LHP
47 Runzler, Dan, LHP
26 Scribner, Evan, RHP
68 Snow, Forrest, RHP
49 Venters, Jonny, LHP
69 Weber, Ryan, RHP

Catchers

84 Carrillo, Xorge
72 Ciuffo, Nick
76 Monell, Johnny
31 Moore, Adam
80 Sullivan, Brett

Infielders

81 Cronenworth, Jake
82 Kay, Grant
29 Snyder, Brandon
77 Velazquez, Andrew
73 Wong, Kean

Outfielders

17 Coats, Jason
74 Field, Johnny
75 McCarthy, Joe

RECORD & ATTENDANCE — LAST FIVE YEARS

Year	Record	Attendance
2017	12-16-5	81,752
2016	12-13-2	68,566
2015	15-13-2	80,406
2014	16-7-4	78,624
2013	15-17-2	90,935

TAMPA BAY RAYS

2018 SPRING TRAINING SCHEDULE

[All Times Local; (ss) — Split Squad for opponent]

Day	Date	Opponent	Site	R/TV	Time
Friday	February 23	Pittsburgh @Baltimore	Port Charlotte Sarasota	W	1:05 p.m. 1:05 p.m.
Saturday	February 24	@Boston	Lee County (JBP)	R	1:05 p.m.
Sunday	February 25	@Minnesota	Lee County (Hammond)	R	1:05 p.m.
Monday	February 26	Toronto	Port Charlotte	W	1:05 p.m.
Tuesday	February 27	Baltimore	Port Charlotte	W	1:05 p.m.
Wednesday	February 28	@Minnesota (ss)	Lee County (Hammond)		1:05 p.m.
Thursday	March 1	Baltimore	Port Charlotte	W	1:05 p.m.
Friday	March 2	Philadelphia	Port Charlotte	W	1:05 p.m.
Saturday	March 3	@Detroit	Lakeland	R	1:05 p.m.
Sunday	March 4	@New York Yankees	Tampa	R	1:05 p.m.
Monday	March 5	OPEN DATE			
Tuesday	March 6	Boston	Port Charlotte	W	1:05 p.m.
Wednesday	March 7	Baltimore	Port Charlotte	W	1:05 p.m.
Thursday	March 8	@Boston	Lee County (JBP)		1:05 p.m.
Friday	March 9	Minnesota	Port Charlotte	W	1:05 p.m.
Saturday	March 10	@Philadelphia	Clearwater	R	1:05 p.m.
Sunday	March 11	Minnesota	Port Charlotte	R/T	1:05 p.m.
Monday	March 12	OPEN DATE			
Tuesday	March 13	@Philadelphia	Clearwater		1:05 p.m.
Wednesday	March 14	@Pittsburgh	Bradenton		1:05 p.m.
Thursday	March 15	Minnesota	Port Charlotte	W	1:05 p.m.
Friday	March 16	@Minnesota (ss)	Lee County (Hammond)		1:05 p.m.
Saturday	March 17	@Boston	Lee County (JBP)	R	1:05 p.m.
Sunday	March 18	Detroit	Port Charlotte	R	1:05 p.m.
Monday	March 19	@New York Yankees	Tampa	R	6:35 p.m.
Tuesday	March 20	@Baltimore	Sarasota	R	6:05 p.m.
Wednesday	March 21	Boston	Port Charlotte	W/T	1:05 p.m.
Thursday	March 22	@Toronto (ss)	Dunedin		1:07 p.m.
Friday	March 23	Toronto @Baltimore	Port Charlotte Sarasota	W	1:05 p.m. 1:05 p.m.
Saturday	March 24	@Pittsburgh	Bradenton	R	1:05 p.m.
Sunday	March 25	New York Yankees	Port Charlotte	R/T	1:05 p.m.
Monday	March 26	@Detroit	Lakeland		1:05 p.m.
Tuesday	March 27	Detroit	Tropicana Field	W	12:35 p.m.

(R) WDAE 620 AM/95.3 FM • (W) RaysBaseball.com Webcast

(T) FOX Sports Sun



CHARLOTTE SPORTS PARK - PORT CHARLOTTE, FLORIDA

2018 TAMPA BAY RAYS 40-MAN ROSTER

#	PITCHERS (22)	MANAGER: Kevin Cash (16)	COACHES: Rocco Baldelli (15), Stan Boroski (41), Charlie Montoyo (25), Chad Mortola (51), Matt Quatraro (33), Kyle Snyder (44), Ozzie Timmons (30)	B-T	HT	WT	Birthdate	Birthplace	W-L	ERA	G	GS	CG	SV	IP	H	R	ER	BB	SO	MLS
35	Andriese, Matt	R-R	6-2	225	8/28/89	Redlands, CA	0-0	6.00	2	2	0	0	0	0	3.0	5	2	2	1	2	2.071
22	Archer, Chris	R-R	6-2	195	9/26/88	Clayton, NC	0-0	2.08	1	1	0	0	0	0	4.1	5	1	0	0	6	4.156
63	Castillo, Diego	R-R	6-3	240	1/18/94	Cabrera, D.R.	10-12	4.07	34	34	0	0	0	0	201.0	193	101	91	60	249	4.156
64	Chirinos, Yonny	R-R	6-2	170	12/26/93	Bachaquero, Venezuela	1-3	1.86	21	0	0	0	0	8	29.0	20	8	6	7	32	0.000
37	Colomé, Alex	R-R	6-1	220	12/31/88	Santo Domingo, D.R.	3-2	3.38	30	1	0	0	0	7	42.2	38	18	16	13	58	3.118
87	De Leon, José	R-R	6-1	220	8/7/92	Isabela, P.R.	12-5	2.74	23	22	1	0	0	0	141.1	116	50	43	22	120	0.000
24	Eovaldi, Nate	R-R	6-2	225	2/13/90	Houston, TX	2-3	3.24	65	0	0	0	47	66.2	57	27	24	23	58	3.118	
34	Faria, Jacob	R-R	6-4	235	7/30/93	La Palma, CA	1-0	1.88	4	3	0	0	0	0	14.1	11	3	3	9	18	0.030
59	Honeywell, Brent	R-R	6-2	180	3/31/95	Augusta, GA	0-2	6.75	3	3	0	0	0	0	12.0	14	9	9	6	14	
58	Hu, Chih-Wei	R-R	6-0	220	11/4/93	Taichung, Taiwan	1-0	10.13	1	0	0	0	0	0	2.2	4	3	3	2		
43	Jennings, Dan	L-L	6-3	210	4/17/87	Berkeley, CA	1-0	0.75	3	2	0	0	0	0	12.0	4	1	1	1	12	6.013
36	Kittredges, Andrew	R-R	6-1	235	3/17/90	Spokane, WA	6-1	1.76	15	0	0	0	0	0	58.2	44	23	20	22	84	0.112
65	Mujica, José	R-R	6-2	235	6/29/96	Valencia, Venezuela	5-4	3.43	16	14	0	0	0	0	86.2	71	35	33	31	84	0.112
23	Odorizzi, Jake	R-R	6-2	190	3/27/90	Highland, IL	1-1	2.08	2	2	0	0	0	0	13.0	4	3	3	4	20	0.000
50	Pruitt, Austin	R-R	5-10	180	8/31/89	Plano, TX	12-8	3.64	24	24	0	0	0	0	123.2	130	55	50	31	152	0.028
52	Roe, Chaz	R-R	6-5	190	10/9/86	Steubenville, OH	4-1	3.06	31	4	0	0	2	0	61.2	59	28	21	12	57	0.028
57	Schultz, Jaime	R-R	5-10	200	6/20/91	Albany, NY	1-1	2.70	6	0	0	0	0	0	10.0	5	4	3	4	9	
4	Snell, Blake	L-L	6-4	200	12/4/92	Seattle, WA	3-1	3.45	48	0	0	0	0	0	44.1	35	20	17	19	38	4.171
							0-0	3.44	29	0	0	0	2	68.1	49	14	11	16	78	0.040	
							6-1	1.75	15	0	0	0	0	0	15.1	13	4	3	6	14	
							1-0	3.18	2	2	0	0	0	0	11.1	11	4	4	1	4	0.000
							13-8	3.03	25	25	0	0	0	0	154.1	128	56	52	44	86	0.000
							TAMPA BAY	10-8	4.14	28	28	0	0	0	143.1	117	80	66	61	127	4.042
							Charlotte (A)	0-1	6.00	1	1	0	0	0	3.0	3	2	2	0	6	
							TAMPA BAY	7-5	5.31	30	8	0	1	0	83.0	103	55	49	22	66	0.132
							Durham (AAA)	0-1	2.55	9	4	0	0	1	24.2	17	9	7	2	33	
							ATLANTA	0-0	9.00	3	0	0	0	0	2.0	3	4	2	2	1	2.094
							Florida (A)	0-1	27.00	3	1	0	0	0	2.0	6	6	6	2	3	
							GCL Braves (R)	0-0	0.00	1	1	0	0	0	1.0	0	1	0	1	1	
							Gwinnett (AAA)	0-1	27.00	1	0	0	0	0	1.0	3	3	3	1	1	
							Durham (AAA)	0-3	3.00	17	0	0	4	0	21.0	18	8	7	5	35	
							TAMPA BAY	0-0	1.04	9	0	0	0	0	8.2	4	1	1	3	12	
							Durham (AAA)	1-0	3.86	13	0	0	0	0	11.2	10	5	5	4	21	0.000
							GCL Rays (R)	0-0	0.00	3	1	0	0	0	3.2	3	1	0	0	4	
							Charlotte (A)	0-1	6.23	3	0	0	1	0	4.1	4	3	3	2	7	
							TAMPA BAY	5-7	4.04	24	24	0	0	0	129.1	113	65	58	59	119	1.072
							Durham (AAA)	5-0	2.66	7	7	0	0	0	44.0	43	13	13	15	61	

#	PITCHERS (cont'd)	B-T	HT	WT	Birthdate	Birthplace	2017 CLUB(S)	W-L	ERA	G	GS	CG	SV	IP	H	R	ER	BB	SO	MLS
55	Stanek, Ryne	R-R	6-4	215	7/26/91	St. Louis, MO	Durham (AAA)	3-0	1.21	37	0	0	8	44.2	26	6	16	60	0.067	
61	Wood, Hunter	R-R	6-1	165	8/12/93	Rogers, AR	TAMPA BAY	0-0	5.85	21	0	0	0	20.0	26	13	13	29	0.001	
48	Yarbrough, Ryan	R-L	6-5	210	12/31/91	Austin, TX	Montgomery (AA)	4-4	4.76	12	12	0	0	70.0	68	38	37	24	0.001	
#	CATCHERS (2)	B-T	HT	WT	Birthdate	Birthplace	2017 CLUB(S)	AVG	G	AB	R	H	2B	3B	HR	RBI	BB	SO	SB	MLS
40	Ramos, Wilton	R-R	6-1	260	8/10/87	Valencia, Venezuela	Charlotte (A)	.143	5	14	0	2	1	0	0	0	3	0	0	7.047
45	Sucre, Jesús	R-R	6-0	230	4/30/88	Cumaná, Venezuela	Durham (AAA)	.260	64	208	19	54	6	0	11	35	10	36	0	3.137
#	INFELDERS (10)	B-T	HT	WT	Birthdate	Birthplace	2017 CLUB(S)	AVG	G	AB	R	H	2B	3B	HR	RBI	BB	SO	SB	MLS
27	Adames, Willy	R-R	6-0	200	9/2/95	Santiago, D.R.	Durham (AAA)	.277	130	506	74	140	30	5	10	62	65	132	11	0.000
21	Arroyo, Christian	R-R	6-1	180	5/30/95	Tampa, FL	Sacramento (AAA)	.396	25	91	18	36	7	0	4	16	6	12	2	0.042
70	Baurs, Jake	L-L	6-0	215	10/6/95	Newport Beach, CA	SAN FRANCISCO	.192	34	125	9	24	5	0	3	14	8	32	1	0.000
5	Duffy, Matt	R-R	6-2	170	1/15/91	Long Beach, CA	Durham (AAA)	.263	132	486	79	128	31	0	13	63	78	112	20	0.000
11	Hechavarría, Adeiny	R-R	6-0	195	4/15/89	Santiago de Cuba, Cuba	Charlotte (A)	.250	3	8	0	2	0	0	0	0	0	1	0	3.059
7	Johnson, Micah	L-R	6-0	210	12/18/90	Indianapolis, IN	MIAMI	.277	20	65	8	18	2	0	1	6	1	9	0	5.060
13	Miller, Brad	L-R	6-2	215	10/18/89	Olando, FL	Jupiter (A)	.304	8	23	1	7	0	0	0	1	3	1	1	1.046
28	Robertson, Daniel	R-R	5-11	200	3/22/94	Upland, CA	Jacksonville (AA)	.222	3	9	1	2	0	0	0	0	0	0	1	4.094
14	Schimpf, Ryan	L-R	5-9	180	4/11/88	New Orleans, LA	TAMPA BAY	.257	77	265	29	68	12	4	7	24	12	58	4	0.156
18	Wendle, Joey	L-R	6-1	190	4/26/90	Wilmington, DE	TAMPA BAY	.429	3	7	2	3	0	0	0	2	3	2	5	1.008
#	OUTFIELDERS (6)	B-T	HT	WT	Birthdate	Birthplace	2017 CLUB(S)	AVG	G	AB	R	H	2B	3B	HR	RBI	BB	SO	SB	MLS
10	Dickerson, Corey	L-R	6-1	200	5/22/89	McComb, MS	Rome (A)	.289	40	135	19	39	6	3	1	15	18	38	6	0.000
39	Kiermaier, Kevin	L-R	6-1	215	4/22/90	Fort Wayne, IN	Atlanta	.201	18	10	2	2	0	0	0	0	0	4	1	4.094
0	Smith, Mallex	L-R	5-10	180	5/6/93	Tallahassee, FL	ATLANTA	.273	4	11	1	3	0	0	0	1	2	2	0	0.156
20	Souza Jr., Steven	R-R	6-4	225	4/24/89	Everett, WA	Durham (AAA)	.273	4	11	3	3	0	0	0	1	1	2	0	1.008
2	Span, Denard	L-L	6-0	210	2/27/84	Washington, DC	TAMPA BAY	.206	75	218	22	45	7	2	5	19	29	73	1	0.088
71	Williams, Justin	L-R	6-2	215	8/20/95	Houma, LA	Charlotte (A)	.556	4	9	3	5	1	0	1	3	1	0	0	0.000
							Durham (AAA)	.378	11	43	7	16	2	0	1	3	7	0	0	0.000
							SAN DIEGO	.158	53	165	24	26	2	0	14	25	27	70	0	1.008
							EL PASO (AAA)	.202	69	242	44	49	7	1	19	44	36	105	0	0.088
							Nashville (AAA)	.285	118	478	67	136	29	8	8	54	19	82	13	0.088
							OAKLAND	.308	8	13	3	4	1	0	1	5	1	3	0	0.000
#	OUTFIELDERS (6)	B-T	HT	WT	Birthdate	Birthplace	2017 CLUB(S)	AVG	G	AB	R	H	2B	3B	HR	RBI	BB	SO	SB	MLS
10	Dickerson, Corey	L-R	6-1	200	5/22/89	McComb, MS	TAMPA BAY	.282	150	588	84	166	33	4	27	62	35	152	4	4.101
39	Kiermaier, Kevin	L-R	6-1	215	4/22/90	Fort Wayne, IN	TAMPA BAY	.276	98	380	56	105	15	3	15	39	31	99	16	3.131
0	Smith, Mallex	L-R	5-10	180	5/6/93	Tallahassee, FL	Charlotte (A)	.125	7	24	2	3	1	1	0	1	2	7	0	1.125
20	Souza Jr., Steven	R-R	6-4	225	4/24/89	Everett, WA	Charlotte (A)	.286	2	7	1	2	0	0	0	0	0	0	0	0
2	Span, Denard	L-L	6-0	210	2/27/84	Washington, DC	Durham (AAA)	.263	45	186	26	49	7	4	3	10	17	45	21	3.072
71	Williams, Justin	L-R	6-2	215	8/20/95	Houma, LA	TAMPA BAY	.239	148	523	78	125	21	2	30	78	84	179	16	9.111
							SAN FRANCISCO	.272	129	497	73	135	31	5	12	43	40	69	12	0.000
							San Jose (A)	.333	2	6	0	2	0	0	0	0	0	0	0	0.000
							Montgomery (AA)	.301	96	366	53	110	21	3	14	72	37	69	6	0.000



TORONTO BLUE JAYS

ADDRESS

Dunedin Stadium
373 Douglas Avenue
Dunedin, FL 34698

FOLLOW ON SOCIAL MEDIA

Twitter: @BlueJays

Instagram: bluejays

Snapchat: BlueJays

Facebook: www.facebook.com/BlueJays

2017 RECORD

76-86...Fourth Place...AL East...17.0 Games Back

CLUB CONTACTS

Dunedin Stadium.....	(727) 733-9302
Ticket Office at Dunedin Stadium	(727) 733-0429 or (888) 525-JAYS
Bobby Mattick Training Center at Englebert Complex.....	734-8007
Ross Atkins, Executive Vice President, Baseball Operations & General Manager.....	738-7004
Tony LaCava, Senior Vice President, Baseball Operations & Assistant General Manager	738-7023
Ben Cherington, Vice President, Baseball Operations.....	734-8007
Joe Sheehan, Assistant General Manager	738-7042
Andrew Tinnish, Assistant General Manager	738-7058
Jay Stenhouse, Vice President, Baseball Media.....	738-7045
Mike Murov, Director, Baseball Operations.....	738-7005
Mike Shaw, Director, Team Travel	(647) 981-1968
Gil Kim, Director, Player Development	734-8007
Charlie Wilson, Director, Minor League Operations	734-8007
Press Box at Dunedin Stadium	738-7040
Fax at Dunedin Stadium	738-7661
Fax at Bobby Mattick Training Center.....	734-8162

HOTEL INFORMATION

Home: The Blue Jays do not retain a club hotel. Front office personnel maintain private residences.
Minor League Hotel: Clarion Inn & Suites, 20967 US Hwy. 19N, Clearwater, FL 33765. Phone: (727) 799-1181.

STADIUM INFORMATION

Dunedin Stadium (address above)

Capacity: 5,509

Years at present location (including 2018 season): 42

Dimensions:

Center Field: 400 feet

Left Field Power Alley: 375 feet

Right Field Power Alley: 375 feet

Left Field Foul Pole: 335 feet

Right Field Foul Pole: 327 feet

Media Parking: Limited availability.

PRE-GAME TIMINGS

Afternoon Games (1:07 p.m. Starts)

Blue Jays Infield and BP: until 11:20 a.m.

Visitors BP: 11:20 a.m. - 12:20 p.m.

Visitors Infield: 12:25 - 12:35 p.m.



DIRECTIONS

Directions to Dunedin Stadium: US 19 North to Sunset Point; west on Sunset Point to Douglas Avenue; north on Douglas to Dunedin Stadium; ballpark is on the southeast corner of Douglas and Beltrees.

Directions to Bobby Mattick Training Center: Take US 19 North to 580 Main Street; travel west on 580 to County Road 1; travel north on County Road 1 to Solon Avenue; travel east on Solon about 1/2 mile to the complex.

TICKET INFORMATION

Tickets (ranging from \$20 to \$37 plus) can be reserved by writing to Blue Jays Spring Training Tickets, 373 Douglas Avenue, Dunedin, FL 34698; by phone at (727) 733-0429 or (888) 525-JAYS; and online at bluejays.com.

PHOTO DAY

Thursday, February 22 at 8:00 a.m.

MINOR LEAGUE INFORMATION

Bobby Mattick Training Center at Englebert Complex. Facility is located at 1700 Solon Ave., Dunedin, FL 34698. Pitchers and catchers first workout is March 1 and first full workout is March 6.

NEW BLUE JAYS IN 2018

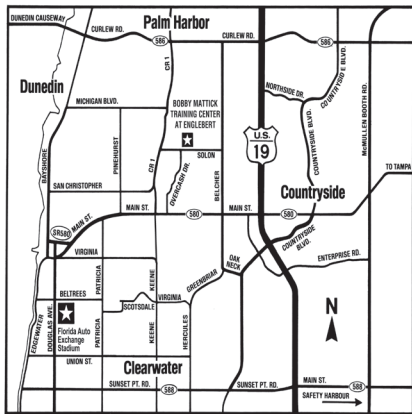
Aledmys Diaz, INF
Curtis Granderson, OF
Randal Grichuk, OF
Taylor Guerrieri, RHP
Gift Ngoepe, INF
Yangervis Solarte, INF

GONE FROM 2017

Brett Anderson, LHP
Darwin Barney, INF
José Bautista, OF
Mike Bolsinger, RHP
Leonel Campos, RHP
Darrell Ceciliani, OF
Taylor Cole, RHP
Ryan Goins, INF
Tom Koehler, RHP
Dominic Leone, RHP
Rafael Lopez, C
Miguel Montero, C
Rob Refsnyder, OF
Michael Saunders, OF
Nick Tepesch, RHP
Cesar Valdez, RHP

SPRING TRAINING SITES

1977-present Dunedin, FL



NON-ROSTER INVITEES

Pitchers

51 Albuquerque, Al, RHP
72 Axford, John, RHP
68 Case, Andrew, RHP
59 Cruz, Rhiner, RHP
67 Fernandez, Jose, LHP
46 Girodo, Chad, LHP
57 Harris, Jon, RHP
48 McGuire, Deck, RHP
70 Petricka, Jake, RHP
38 Reid-Foley, Sean, RHP
65 Romano, Jordan, RHP
47 Rowley, Chris, RHP
71 Santos, Luis, RHP
69 Shafer, Justin, RHP

Catchers

49 Pentecost, Max

Infielders

64 Leblibjian, Jason
66 Lopes, Tim

Outfielders

39 Davis, J.D.
43 Fields, Roemon

RECORD & ATTENDANCE — LAST FIVE YEARS

Year	Record	Attendance
2017	12-18-3	78,739
2016	16-7-3	72,661
2015	19-13-0	69,101
2014	16-13-0	67,830
2013	16-17-1	78,529

*Dunedin Games Only

TORONTO BLUE JAYS™

2018 SPRING TRAINING SCHEDULE

[All Times Local; (ss) — Split Squad for opponent]

Day	Date	Opponent	Site	R/TV	Time
Friday	February 23	Philadelphia	Dunedin	W/T	1:07 p.m.
Saturday	February 24	@Detroit	Lakeland	R	1:05 p.m.
Sunday	February 25	Detroit (ss)	Dunedin	R/T	1:07 p.m.
Monday	February 26	@Tampa Bay	Port Charlotte	W	1:05 p.m.
Tuesday	February 27	New York Yankees	Dunedin	W	1:07 p.m.
Wednesday	February 28	Philadelphia	Dunedin	W	1:07 p.m.
Thursday	March 1	@Pittsburgh	Bradenton	W	1:05 p.m.
Friday	March 2	@Minnesota	Lee County (Hammond)	W	1:05 p.m.
Saturday	March 3	Minnesota	Dunedin	R	1:07 p.m.
Sunday	March 4	@Philadelphia	Clearwater	R	1:05 p.m.
Monday	March 5	OPEN DATE			
Tuesday	March 6	Atlanta	Dunedin	R	1:07 p.m.
Wednesday	March 7	@Detroit	Lakeland		1:05 p.m.
		Pittsburgh	Dunedin	R	1:07 p.m.
Thursday	March 8	@Baltimore	Sarasota	R	1:05 p.m.
Friday	March 9	Baltimore	Dunedin	R	1:07 p.m.
Saturday	March 10	Detroit	Dunedin	R/T	1:07 p.m.
Sunday	March 11	Pittsburgh	Dunedin	R/T	1:07 p.m.
Monday	March 12	Boston	Dunedin	W	1:07 p.m.
Tuesday	March 13	@Atlanta	Disney	W	1:05 p.m.
Wednesday	March 14	OPEN DATE			
Thursday	March 15	@Boston	Lee County (JBP)	W	1:05 p.m.
Friday	March 16	@Philadelphia (ss)	Clearwater	W	1:05 p.m.
Saturday	March 17	@Baltimore	Sarasota		1:05 p.m.
		Canada National Jr. Team	Dunedin	R/T	1:07 p.m.
Sunday	March 18	Pittsburgh (ss)	Dunedin	R/T	1:07 p.m.
Monday	March 19	@Atlanta	Disney	W	1:05 p.m.
Tuesday	March 20	@Philadelphia	Clearwater	W	1:05 p.m.
Wednesday	March 21	Philadelphia	Dunedin	W	1:07 p.m.
Thursday	March 22	Tampa Bay	Dunedin	W	1:07 p.m.
		@Pittsburgh	Bradenton		6:05 p.m.
Friday	March 23	@Tampa Bay (ss)	Port Charlotte	W	1:05 p.m.
Saturday	March 24	@New York Yankees (ss)	Tampa	R	1:05 p.m.
Sunday	March 25	Pittsburgh	Dunedin	R	1:07 p.m.
Monday	March 26	St. Louis	Montreal, Canada	R/T	7:07 p.m.
Tuesday	March 27	St. Louis	Montreal, Canada	T	7:07 p.m.

(R) SNET 590 The Fan • (W) Bluejays.com Webcast

(T) Sportsnet



DUNEDIN STADIUM - DUNEDIN, FLORIDA

2018 TORONTO BLUE JAYS 40-MAN ROSTER

#		PITCHERS (15)		MANAGER: John Gibbons (5), COACHES: DeMarlo Hale (16), Brook Jacoby (17), Dane Johnson (35), Tim Lincecum (34), Mike Mordecai (53), Luis Rivera (4), Pete Walker (40)		HT		WT		BIRTHDATE		BIRTHPLACE		2017 CLUB(S)		W-L		ERA		G		GS		CG		SV		IP		H		R		ER		BB		SO		MLS	
24	Barnes, Danny	L-R	6-1	195	10/21/89	Manhasset, NY	TORONTO	3-6	3.55	60	0	0	0	0	0	2	6.0	6	2	0	0	0	0	0	0	0	66.0	48	26	26	24	62	8	1.027							
31	Biagini, Joe	R-R	6-5	240	5/29/90	Redwood City, CA	TORONTO	1-1	3.12	4	4	0	0	0	0	0	17.1	13	6	6	14	1.161																			
56	Borucki, Ryan	L-L	6-4	205	3/31/94	Mundelein, IL	TORONTO	3-13	5.34	44	18	0	1	19.2	125	78	71	42	97																						
							Dunedin (A)	6-5	3.58	19	18	0	0	0	0	0	46.1	39	27	109	0.000																				
							New Hampshire (AA)	2-3	1.94	7	7	0	0	0	0	0	46.1	31	11	8	42	4	2	0	0	0	0	0	0	0	0	0	0	0	0	0	0	0	0		
							Buffalo (AAA)	0-0	0.00	1	1	0	0	0	0	0	6.0	6	0	1	6																				
							Buffalo (AAA)	5-1	3.56	33	1	0	1	43.0	48	21	17	11	39	0.100																					
							TORONTO	2-0	4.43	23	0	0	0	22.1	23	13	11	5	15																						
25	Estrada, Marco	R-R	6-0	180	7/5/83	Sonora, Mexico	TORONTO	10-9	4.98	33	33	0	0	186.0	186	104	103	71	176	8.035																					
44	Guerrieri, Taylor	R-R	6-2	210	12/1/92	Augusta, GA	Durham (AAA)	1-0	2.89	2	2	0	0	0	0	9.1	7	3	2	12	0.027																				
33	Happ, J.A.	L-L	6-5	205	10/19/82	Peru, IL	Dunedin (A)	0-0	9.00	1	1	0	0	0	0	3.0	7	3	0	3	9.047																				
							TORONTO	10-11	3.53	25	25	0	0	145.1	145	64	57	46	142																						
62	Loup, Aaron	L-L	5-11	210	12/19/87	Raceland, LA	TORONTO	2-3	3.75	70	0	0	0	57.2	59	27	24	29	64	5.040																					
58	Mayza, Tim	L-L	6-3	220	1/15/92	Allentown, PA	New Hampshire (AA)	1-1	4.59	29	0	0	4	33.1	32	18	17	15	42	0.049																					
							Buffalo (AAA)	1-1	0.93	11	0	0	0	19.1	16	2	2	7	16																						
							TORONTO	1-0	6.88	19	0	0	0	17.0	24	15	13	4	27																						
54	Oxuna, Roberto	R-R	6-2	215	2/7/95	Sinaloa, Mexico	TORONTO	3-4	3.38	66	0	0	39	64.0	46	26	24	9	83	3.000																					
45	Pannone, Thomas	L-L	6-0	195	4/28/94	Cranston, RI	Akron (AA)	6-1	2.62	14	14	1	0	82.1	67	27	24	21	81	0.000																					
							New Hampshire (AA)	1-2	3.63	6	6	0	0	34.2	31	16	14	8	29																						
							Lynchburg (A)	2-0	0.00	5	5	0	0	27.2	10	1	0	7	39																						
36	Ramirez, Carlos	R-R	6-5	205	4/24/91	Santo Domingo, D.R.	New Hampshire (AA)	2-0	0.00	18	0	0	3	23.2	10	2	0	7	29	0.031																					
							Buffalo (AAA)	1-0	0.00	7	0	0	0	14.0	6	0	3	16																							
							TORONTO	0-0	2.70	12	0	0	0	16.2	6	5	5	3	14																						
41	Sanchez, Aaron	R-R	6-4	215	7/1/92	Barstow, CA	Dunedin (A)	0-0	7.36	1	1	0	0	3.2	6	3	2	3	3.069																						
							Buffalo (AAA)	0-1	8.31	1	1	0	0	4.1	5	4	4	3	4																						
6	Stroman, Marcus	R-R	5-8	180	5/1/91	Medford, NY	TORONTO	1-3	4.25	8	8	0	0	36.0	42	24	17	20	24																						
52	Tepera, Ryan	R-R	6-2	195	11/3/87	Houston, TX	TORONTO	13-9	3.09	33	33	2	0	201.0	201	82	69	62	164	3.148																					
							TORONTO	7-1	3.59	73	0	0	2	77.2	57	35	31	81	2.008																						
#	CATCHERS (4)	B-T	HT	WT	BIRTHDATE	BIRTHPLACE	2017 CLUB(S)	AVG	G	AB	R	H	2B	3B	HR	RBI	BB	SO	SB	MLS																					
9	Jansen, Danny	R-R	6-2	225	4/15/95	Elmhurst, IL	Dunedin (A)	.369	31	122	19	45	6	0	5	18	8	14	0	0.000																					
							New Hampshire (AA)	.291	52	179	23	52	15	1	2	20	22	19	1																						
							Buffalo (AAA)	.328	21	67	8	22	4	1	3	10	11	7	0																						
21	Maille, Luke	R-R	6-3	225	2/6/91	Edgewood, KY	Dunedin (A)	.176	5	17	1	3	0	0	0	2	0	1	0	1.099																					
							Buffalo (AAA)	.167	16	54	5	9	0	0	0	1	4	12	0																						
							TORONTO	.146	46	130	10	19	5	0	2	7	3	35	1																						
55	Martin, Russell	R-R	5-10	205	2/15/83	Ontario, Canada	TORONTO	.409	8	307	49	68	12	0	13	35	50	83	1	11.150																					
77	McGuire, Reese	L-R	5-11	215	3/2/95	Seattle, WA	GCL Blue Jays (R)	.250	3	12	1	3	1	0	0	1	1	2	0	0.000																					
							Dunedin (A)	.278	34	115	19	32	5	1	6	20	16	19	2																						

#	INFIELDERS (11)	B-T	HT	WT	Birthdate	Birthplace	2017 CLUB(S)	AVG	G	AB	R	H	2B	3B	HR	RBI	BB	SO	SB	MLS
1	Diaz, Aledmys	R-R	6-1	195	7/1/90	Santa Clara, Cuba	Memphis (AAA)	.253	46	170	19	43	9	1	4	26	10	30	3	1.100
20	Donaldson, Josh	R-R	6-1	210	12/8/85	Pensacola, FL	ST. LOUIS	.259	79	286	31	74	17	0	7	20	13	42	4	5.158
13	Gurriel Jr., Lourdes	R-R	6-2	185	10/19/93	Sancti Spiritus, Cuba	Dunedin (A)	.400	2	5	0	2	0	0	0	1	1	11	2	0.000
8	Morales, Kendrys	S-R	6-1	225	6/20/83	Fomento, Cuba	Dunedin (A)	.197	18	66	6	13	1	0	1	8	2	13	1	0.000
61	Ngope, Gift	R-R	5-8	200	1/18/90	Pretensburg, South Africa	New Hampshire (AA)	.258	46	170	20	41	10	0	4	28	10	30	2	0.036
14	Snoak, Justin	S-L	6-4	220	12/5/86	Goose Creek, SC	TORONTO	.250	150	557	67	139	25	0	28	85	43	132	0	0.036
26	Solarre, Yangelvis	S-R	5-11	205	7/7/87	Valencia, Venezuela	PITTSBURGH	.286	2	7	2	2	0	1	1	1	0	2	0	0.036
22	Tellez, Rowdy	L-L	6-4	220	3/16/95	Sacramento, CA	Indianapolis (AAA)	.220	77	264	33	58	15	5	6	27	28	91	2	7.077
29	Travis, Devon	R-R	5-9	190	2/21/91	West Palm Beach, FL	TORONTO	.222	122	466	49	119	21	0	18	64	37	61	3	4.000
2	Tulowitzki, Troy	R-R	6-3	205	10/10/84	Santa Clara, CA	Buffalo (AAA)	.259	50	185	22	48	18	0	5	24	7	38	4	3.000
7	Ureña, Richard	S-R	6-0	185	2/26/96	Duarte, D.R.	Dunedin (A)	.286	5	14	2	4	0	0	1	3	3	3	0	11.033
							TORONTO	.249	66	241	16	40	10	0	7	26	17	40	0	0.031
							New Hampshire (AA)	.247	129	510	44	126	36	3	5	60	30	100	0	0.031
							TORONTO	.206	21	68	6	14	4	0	1	4	6	100	1	0.031
#	OUTFIELDERS (9)	B-T	HT	WT	Birthdate	Birthplace	2017 CLUB(S)	AVG	G	AB	R	H	2B	3B	HR	RBI	BB	SO	SB	MLS
30	Alford, Anthony	R-R	6-1	215	7/20/94	Columbia, MS	TORONTO	.125	4	8	0	1	1	0	0	0	0	3	0	0.068
3	Carrera, Ezequiel	L-L	5-11	185	6/11/87	Sucre, Venezuela	Dunedin (A)	.143	6	22	1	3	0	0	0	0	2	0	8	1
18	Granderson, Curtis	L-R	6-1	200	3/16/81	Blue Island, IL	Buffalo (AAA)	.333	3	12	1	4	1	0	0	0	0	1	2	0
15	Gschuk, Randal	R-R	6-1	205	8/13/91	Rosenberg, TX	New Hampshire (AA)	.310	68	245	41	76	14	0	5	24	35	45	18	4.039
37	Hernandez, Teoscar	R-R	6-2	180	10/15/92	Cotui, D.R.	Buffalo (AAA)	.500	1	2	0	1	0	0	0	1	2	0	1	12.077
28	Pearce, Steve	R-R	5-11	200	4/13/83	Lakeland, FL	TORONTO	.282	131	287	38	81	10	1	8	20	30	75	10	3.033
11	Pillar, Kevin	R-R	6-0	205	1/4/89	West Hills, CA	NEW YORK (NL)	.228	111	337	58	77	22	3	19	52	53	90	4	12.077
23	Pompey, Dalton	S-R	6-2	195	12/11/92	Ontario, Canada	LOS ANGELES (NL)	.161	36	112	16	18	2	0	7	12	18	33	2	0.033
27	Smith Jr., Dwight	L-R	5-11	195	10/26/92	Peachtree City, GA	Palm Beach (A)	.333	1	3	1	1	0	1	0	1	1	1	0	3.033
							Springfield (AA)	.250	1	4	1	1	0	0	0	3	0	2	0	0
							Memphis (AAA)	.270	14	63	11	17	3	0	6	9	3	20	0	0
							ST. LOUIS	.228	122	412	53	98	25	3	22	59	26	133	6	0.103
							Pasadena (AAA)	.279	79	301	54	84	20	3	12	44	39	72	12	0.103
							HOUSTON	.000	1	0	0	0	0	0	0	0	0	0	0	0
							Buffalo (AAA)	.222	26	99	14	22	6	2	6	22	4	30	4	0
							TORONTO	.261	26	88	16	23	6	0	8	20	6	36	0	8.116
							New Hampshire (AA)	.000	4	15	0	0	0	0	0	0	1	3	0	0
							Buffalo (AAA)	.286	2	7	2	2	0	0	0	1	0	2	0	0
							TORONTO	.252	92	313	38	79	19	1	13	37	27	68	0	3.113
							TORONTO	.256	154	587	72	150	37	1	16	42	33	95	15	1.119
							Dunedin (A)	.259	8	27	5	7	1	1	1	0	5	3	1	0.018
							Buffalo (AAA)	.118	5	17	0	2	1	0	0	1	0	5	0	0
							TORONTO	.370	12	29	2	10	2	0	0	1	1	10	1	0.018
							Buffalo (AAA)	.273	108	449	46	108	21	1	8	46	47	71	8	0.018



WASHINGTON NATIONALS

ADDRESS

The Ballpark of the Palm Beaches
5444 N. Haverhill Road
West Palm Beach, FL 33407

FOLLOW ON SOCIAL MEDIA

Twitter: @Nationals; @NationalsPR

Instagram: nationals

Snapchat: nationals

Facebook: www.facebook.com/Nationals

2017 RECORD

97-65...NL East Champions...20.0 Games Ahead

CLUB CONTACTS

Mike Rizzo, President, Baseball Operations & General Manager.....	(561) 440-6287
Bob Miller, Assistant General Manager & Vice President	440-6287
Doug Harris, Assistant General Manager & Vice President, Player Personnel.....	440-6287
Kris Kline, Assistant General Manager & Vice President, Scouting Operations	440-6287
Ted Towne, Assistant General Manager & Vice President, Finance.....	440-6287
Johnny DiPuglia, Vice President, International Operations	440-6287
Rob McDonald, Vice President, Clubhouse Operations & Team Travel	469-0830
Bob Boone, Vice President, Senior Advisor to the General Manager.....	440-6287
Harolyn Cardozo, Special Assistant to GM, Major League Administration.....	469-0835
Dave Martinez, Field Manager	440-6287
Eddie Longosz, Director, Scouting Operations	469-0873
Christopher Rosenbaum, Advance Scout.....	440-6287
Jonathan Tosches, Manager, Advance Scouting.....	469-0860
Greg Ferguson, Coordinator, Advance Scouting.....	469-0860
Mark Scialabba, Director, Player Development	469-0851
Ryan Thomas, Director, Minor League Operations	469-0845
JJ Estevez, Manager, Minor League Operations	469-0854
Dianne Wiebe, Administrator, Minor League Operations	469-0825
Samuel Mondry-Cohen, Director, Baseball Research & Development.....	469-0875
Lee Mendelowitz, Senior Analyst, Baseball Research & Development	469-0875
Scott Van Lenten, Analyst, Baseball Research & Development	469-0875
Michael Debartolo, Director, Baseball Operations.....	469-0876
John Wulf, Coordinator, Baseball Operations.....	440-6287
James Badas, Assistant, Baseball Operations	440-6287
Taisuke Sato, Assistant, International Scouting.....	469-0882
Jennifer Giglio, Vice President, Communications.....	469-0871
Kyle Brostowitz, Director, Communications	469-0871
Melissa Strozza, Manager, Communications.....	469-0872

STADIUM INFORMATION

The Ballpark of the Palm Beaches (address above)

Capacity: 7,858

Years at present location (including 2018 season): 2

Dimensions:

Center Field: 406 feet

Left Field Power Alley: 377 feet

Right Field Power Alley: 386 feet

Left Field Foul Pole: 335 feet

Right Field Foul Pole: 336 feet

PRE-GAME TIMINGS

Afternoon Games (1:05 p.m. Starts)

Nationals BP: 10:15 - 11:15 a.m.
Visitors BP: 11:15 a.m. - 12:15 p.m.
Grounds Crew: 12:15 - 1:00 p.m.

Evening Games (6:05 p.m. Starts)

Nationals BP: 3:15 - 4:15 p.m.
Visitors BP: 4:15 - 5:15 p.m.
Grounds Crew: 5:15 - 6:00 p.m.

Evening Games (7:05 p.m. Starts)

Nationals BP: 4:15 - 5:15 p.m.
Visitors BP: 5:15 - 6:15 p.m.
Grounds Crew: 6:15 - 7:00 p.m.

DIRECTIONS

From I-95 North: Exit I-95 onto 45th Street. Proceed west to Haverhill Road, turning left onto Haverhill Road. Proceed towards the stadium for Disabled Parking or drop-off. The north entrance on Haverhill Road will be right-out only.

From I-95 South: Drivers may exit I-95 from Okeechobee Blvd. or 45th Street exits. Using Okeechobee Blvd., proceed west to Haverhill Road. Turn right onto Haverhill Road. Using 45th Street, proceed west to Haverhill Road, turning left onto Haverhill Road. Proceed towards the stadium for Disabled Parking or drop-off. The north entrance on Haverhill Road will be right-out only.

From Florida's Turnpike: Exit Florida's Turnpike onto Okeechobee Blvd. Proceed east to Haverhill Road, turning left onto Haverhill Road. Proceed towards the stadium for Disabled Parking or drop-off. The north entrance on Haverhill Road will be right-out only.

TICKET INFORMATION

Regular Game Pricing: Home Plate Box \$42, Field Box \$37, Dugout Box \$31, Infield Box \$25, Outfield Reserve \$19, Banana Boat Lawn \$10.

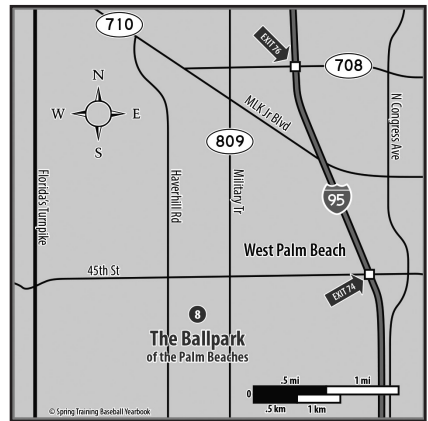
Prime Game Pricing: Home Plate Box \$55, Field Box \$47, Dugout Box \$39, Infield Box \$34, Outfield Reserve \$24, Banana Boat Lawn \$13.

Marquee Game Pricing: Home Plate Box \$65, Field Box \$56, Dugout Box \$47, Infield Box \$42, Outfield Reserve \$28, Banana Boat Lawn \$15.

Season Tickets: Home Plate Box \$41, Field Box \$34, Dugout Box \$27, Infield Box \$24. (Per Game)

Four-Game Flex Plan: \$2 off the price of the game they choose and the seat location they choose. Only available in Infield Box, Outfield Reserve and Banana Boat Lawn. Plan allows patrons to purchase one Marquee game and three Prime/Regular games or four Prime/Regular games.

Season and group tickets are available by contacting The Ballpark of the Palm Beaches Ticket Office at (561) 500-4487 ext. 3. Individual game tickets can be purchased at The Ballpark of the Palm Beaches Ticket Office or by calling (877) 935-5668. Tickets can also be purchased online through nationals.com/spring.



NON-ROSTER INVITEES

Pitchers

- 55 Collins, Tim, LHP
- 52 Cordero, Jimmy, RHP
- 56 Dragmire, Brady, RHP
- 59 Goforth, David, RHP
- 60 Guillon, Ismael, LHP
- 39 Harper, Bryan, RHP
- 40 Jackson, Edwin, RHP
- 67 Long, Jaron, RHP
- 53 Mendez, Roman, RHP
- 46 Milone, Tom, LHP
- 48 Smith, Chris, RHP
- 58 Vargas, Cesar, RHP

Catchers

- 74 Gushue, Taylor
- 64 Kieboom, Spencer
- 14 Montero, Miguel
- 66 Solano, Jhonatan

Infielders

- 17 Brignac, Reid
- 61 Dominguez, Chris

Outfielders

- 18 Raburn, Ryan
- 49 Sierra, Moises

PHOTO DAY

Thursday, February 22 at 6:40 a.m. by appointment only.

MINOR LEAGUE INFORMATION

Early camp report date is February 24. Pitchers and catchers report March 5 and position players report on March 9.



NEW NATIONALS IN 2018

Matt Adams, 1B

GONE FROM 2017

Joe Blanton, RHP
Alejandro De Aza, OF
Stephen Drew, INF
Jeremy Guthrie, RHP
Chris Heisey, OF
Adam Lind, 1B/OF
Oliver Perez, LHP
Blake Treinen, RHP
Jacob Turner, RHP
Jayson Werth, OF


SPRING TRAINING SITES

1969-71	West Palm Beach, FL
1972-80	Daytona Beach, FL
1981-97	West Palm Beach, FL
1998-2002	Jupiter, FL
2003-2016	Viera, FL
2017-present	West Palm Beach, FL

RECORD & ATTENDANCE — LAST FIVE YEARS

Year	Record	Attendance
2017	13-17	85,834
2016	19-4-3	95,885*
2015	11-16	119,847*
2014	15-13	77,585*
2013	14-18	123,173*

*Games in Viera, Florida



THE BALLPARK OF THE PALM BEACHES - WEST PALM BEACH, FLORIDA



2018 SPRING TRAINING SCHEDULE

[All Times Local; (ss) — Split Squad for opponent]

Day	Date	Opponent	Site	R/TV	Time
Friday	February 23	@Houston	West Palm Beach	R	1:05 p.m.
Saturday	February 24	@Miami	Jupiter	R	1:05 p.m.
Sunday	February 25	Atlanta	West Palm Beach	R*/T	1:05 p.m.
Monday	February 26	@Atlanta	Disney		1:05 p.m.
Tuesday	February 27	Miami	West Palm Beach		1:05 p.m.
Wednesday	February 28	@Miami	Jupiter		1:05 p.m.
Thursday	March 1	@Atlanta (ss)	Disney		1:05 p.m.
Friday	March 2	@New York Mets (ss)	Port St. Lucie		1:10 p.m.
Saturday	March 3	@Houston	West Palm Beach		1:05 p.m.
Sunday	March 4	Detroit	West Palm Beach	R*	1:05 p.m.
		@New York Mets	Port St. Lucie		1:10 p.m.
Monday	March 5	@St. Louis	Jupiter		1:05 p.m.
Tuesday	March 6	Houston (ss)	West Palm Beach	T	1:05 p.m.
Wednesday	March 7	@St. Louis	Jupiter		1:05 p.m.
Thursday	March 8	New York Mets	West Palm Beach		1:05 p.m.
Friday	March 9	OPEN DATE			
Saturday	March 10	@Houston	West Palm Beach	R*	1:05 p.m.
Sunday	March 11	St. Louis	West Palm Beach	R*/T	1:05 p.m.
Monday	March 12	@Detroit	Lakeland		1:05 p.m.
Tuesday	March 13	New York Mets (ss)	West Palm Beach	R*/T	7:05 p.m.
Wednesday	March 14	OPEN DATE			
Thursday	March 15	Houston	West Palm Beach		1:05 p.m.
Friday	March 16	St. Louis (ss)	West Palm Beach	T	1:05 p.m.
Saturday	March 17	New York Mets	West Palm Beach	R*	1:05 p.m.
Sunday	March 18	@St. Louis	Jupiter	R*	1:05 p.m.
Monday	March 19	@Miami	Jupiter		1:05 p.m.
Tuesday	March 20	Miami	West Palm Beach		1:05 p.m.
Wednesday	March 21	Houston	West Palm Beach	T/E	1:05 p.m.
Thursday	March 22	@New York Mets	Port St. Lucie		6:10 p.m.
Friday	March 23	Houston (ss)	West Palm Beach	R*/T	6:05 p.m.
		@Miami	Jupiter		7:05 p.m.
Saturday	March 24	Miami	West Palm Beach		1:05 p.m.
Sunday	March 25	St. Louis	West Palm Beach		1:05 p.m.
Monday	March 26	OPEN DATE			
Tuesday	March 27	Minnesota	Nationals Park	R*	4:05 p.m.

(R) WJFK 1580 AM • (R*) 106.7 The Fan • (T) MASN • (E) ESPN

2018 WASHINGTON NATIONALS 40-MAN ROSTER

MANAGER: Dave Martínez (4), **COACHES:** Henry Blanco (35), Tim Bogar (24), Joe Dillon (25), Chip Hale (10), Bob Henley (13), Derek Lilliquist (38), Kevin Long (54).

#	PITCHERS (20)	B-T	HT	WT	Birthdate	Birthplace	2017 CLUB(S)	W-L	ERA	G	GS	CG	SV	IP	H	R	ER	BB	SO	MLS
70	Adams, Austin	R-R	6-2	225	5/5/91	Tampa, FL	WASHINGTON	0-0	2.14	44	0	0	5	59.0	44	22	14	37	91	0.035
22	Cole, A.J.	R-R	6-5	225	1/5/92	Winter Springs, FL	Syracuse (AAA)	6-2	3.60	6	0	0	0	5.0	4	4	2	8	10	0.154
62	Doolittle, Sean	L-L	6-2	210	9/26/86	Rapid City, SD	WASHINGTON	3-5	3.81	11	8	0	0	52.0	51	23	22	27	44	5.112
23	Fedde, Erick	R-R	6-4	195	2/25/93	Las Vegas, NV	OAKLAND	1-0	3.38	23	0	0	3	21.1	12	8	8	2	31	
30	Glover, Koda	R-R	6-5	215	4/13/93	Monroe, OK	Stockton (A)	0-0	0.00	2	0	0	0	2.0	0	0	0	0	3	
47	Gonzalez, Gio	R-L	6-0	195	9/19/85	Hialeah, FL	Nashville (AAA)	0-0	0.00	1	0	0	0	1.0	0	0	0	2		
26	Gott, Trevor	R-R	6-0	178	8/26/92	Lexington, KY	WASHINGTON	1-0	2.40	30	0	0	21	30.0	22	10	8	8	31	0.039
33	Grace, Matt	L-L	6-4	215	12/14/88	Palos Verdes, CA	Harrisburg (AA)	1-2	4.76	12	6	0	0	56.1	45	21	19	18	54	
27	Kelley, Shawn	R-R	6-2	229	4/26/84	Louisville, KY	WASHINGTON	0-1	5.12	23	0	0	8	19.1	20	11	11	4	17	1.051
21	Kintzler, Brandon	R-R	6-0	191	8/1/84	Las Vegas, NV	WASHINGTON	0-0	0.00	1	0	0	0	1.0	1	0	0	0	1	
44	Madson, Ryan	R-R	6-6	225	8/28/80	Long Beach, CA	Harrisburg (AA)	15-9	2.96	32	32	0	0	201.0	158	69	66	79	188	8.162
57	Roark, Tanner	R-R	6-2	229	10/5/86	Wilmington, IL	Syracuse (AAA)	2-0	3.86	30	0	0	4	37.1	39	19	16	13	35	0.153
68	Rodriguez, Jeffy	R-R	6-5	185	7/26/93	Haina, D.R.	WASHINGTON	1-0	30.00	4	0	0	0	3.0	11	10	10	3	3	
72	Romero, Enny	R-L	6-3	236	1/24/91	Santo Domingo, D.R.	Syracuse (AAA)	1-3	3.66	13	1	0	0	19.2	21	9	8	8	21	1.065
41	Ross, Joe	R-R	6-4	218	5/21/93	Berkeley, CA	WASHINGTON	1-0	4.32	40	1	0	2	50.0	50	25	24	18	31	8.128
31	Scherzer, Max	R-R	6-3	215	7/27/84	St. Louis, MO	MINNESOTA	2-2	2.78	45	0	0	28	45.1	41	15	14	11	27	6.003
36	Solis, Sammy	R-L	6-5	251	8/10/88	Minneapolis, MN	WASHINGTON	2-1	3.46	27	0	0	1	26.0	25	10	10	5	12	
37	Strasburg, Stephen	R-R	6-5	235	7/20/88	San Diego, CA	OAKLAND	2-4	2.06	40	0	0	1	39.1	25	9	9	6	39	12.155
51	Suero, Wánder	R-R	6-4	196	9/15/91	Sabana Larga, D.R.	WASHINGTON	3-0	1.37	20	0	0	1	19.2	13	3	3	3	28	
50	Voth, Austin	R-R	6-2	201	6/26/92	Redmond, WA	WASHINGTON	13-11	4.67	32	30	0	0	181.1	178	105	94	64	166	4.055
							Potomac (A)	4-3	3.32	12	10	0	0	57.0	44	25	21	19	51	0.000
							WASHINGTON	2-4	3.56	53	0	0	2	55.2	55	26	22	23	65	2.072
							Syracuse (AAA)	0-1	4.26	7	0	0	0	6.1	6	5	3	1	8	
							Syracuse (AAA)	2-2	4.88	5	5	0	0	27.2	33	16	15	8	22	2.067
							WASHINGTON	5-3	5.01	13	13	0	0	73.2	88	44	41	20	68	
							WASHINGTON	16-6	2.51	31	2	0	0	200.2	126	62	56	55	268	9.079
							WASHINGTON	1-0	5.88	30	0	0	0	26.0	22	17	17	13	28	2.084
							Syracuse (AAA)	1-3	6.39	13	1	0	0	12.2	13	9	9	6	8	
							WASHINGTON	15-4	2.52	28	28	1	0	175.1	131	55	49	47	204	7.118
							Potomac (A)	0-0	1.80	1	1	0	0	5.0	3	1	1	5	5	
							Harrisburg (AA)	0-1	1.96	18	0	0	10	23.0	18	8	5	5	23	0.000
							Syracuse (AAA)	3-1	1.70	36	0	0	10	42.1	33	10	8	14	42	
							Syracuse (AAA)	1-7	6.38	13	13	1	0	66.1	85	50	47	34	42	0.000
							Auburn (A)	0-1	13.50	1	1	0	0	2.0	4	3	3	2	4	
							Harrisburg (AA)	3-4	5.13	10	10	0	0	54.1	63	34	31	13	44	

29	#	CATCHERS (2)	B-T	HT	WT	Birthdate	Birthplace	2017 CLUB(S)	AVG	G	AB	R	H	2B	3B	HR	RBI	BB	SO	SB	MLS
		Severino, Pedro	R-R	6-1	219	7/20/93	Bonao, D.R.	Syracuse (AAA) Auburn (A) WASHINGTON	.364 .172 .225	59 17 123	211 11 422	17 4 43	51 4 95	4 0 20	0 0 0	5 0 10	29 0 52	15 0 38	43 1 94	1 0 1	0.142 8.129
32		Wieters, Matt	S-R	6-5	230	5/21/86	Charleston, SC	WASHINGTON	.225	123	422	43	95	20	0	10	52	38	94	1	8.129
#	INFELDERS (10)	B-T	HT	WT	Birthdate	Birthplace	2017 CLUB(S)	AVG	G	AB	R	H	2B	3B	HR	RBI	BB	SO	SB	MLS	
15	Adams, Matt	L-R	6-3	245	8/31/88	Phillipsburg, PA	ST. LOUIS ATLANTA	.292 .271	31 100	48 291	4 42	14 79	2 20	0 1	2 19	7 58	4 19	17 71	0 10	0 0	5.033
1	Difo, Wilmer	S-R	5-11	197	4/2/92	Santiago de los Caballeros D.R.	WASHINGTON	.271	124	332	47	90	10	4	5	21	24	74	10	1.110	
73	Gutierrez, Kelvin	R-R	6-3	195	8/28/94	Pimentel, D.R.	Syracuse (AAA) Potomac (A)	.267 .288	58 58	40 222	5 34	7 64	2 10	0 6	0 2	0 16	1 19	5 9	0 3	0 0	0.000
12	Kendrick, Howie	R-R	5-11	220	7/12/83	Jacksonville, FL	GCL Nationals (R) PHILADELPHIA Lehigh Valley (AAA) Reading (AA)	.340 .167 .250	39 4 1	141 12 4	16 3 2	48 2 1	8 1 0	0 0 0	2 0 1	16 0 1	11 5 0	30 8 5	8 0 0	11.091	
71	Marmolejos, Jose	L-L	6-1	219	1/2/93	Perth Amboy, NJ	WASHINGTON	.293	52	164	24	48	8	2	7	25	11	38	4	0	0.061
20	Murphy, Daniel	L-R	6-1	221	4/1/85	Jacksonville, FL	Harrisburg (AA) WASHINGTON	.288 .322	107 144	400 534	68 94	115 172	18 43	3 3	14 23	66 93	44 52	79 77	0 2	0.061	
6	Rendon, Anthony	R-R	6-1	195	6/6/90	Houston, TX	WASHINGTON	.301	147	508	81	153	41	1	25	100	84	82	7	8.109	
5	Sanchez, Adrian	R-R	6-0	160	8/16/90	Maracaibo, Venezuela	Harrisburg (AA) Syracuse (AAA)	.250 .244	5 72	16 258	4 37	4 63	0 15	0 1	1 4	3 18	1 19	3 47	0 4	0.094	
7	Turner, Trea	R-R	6-2	185	6/30/93	Boynton Beach, FL	WASHINGTON	.268	34	71	6	19	7	0	0	11	1	25	0	1.135	
11	Zimmerman, Ryan	R-R	6-3	215	9/28/84	Washington, NC	WASHINGTON	.000	3	9	0	0	0	0	0	0	0	1	4	0	12.032
9	Bautista, Rafael	R-R	6-2	194	3/8/93	Santo Domingo, D.R.	WASHINGTON	.167	4	12	1	2	1	0	0	0	1	3	0	0	0.037
2	Eaton, Adam	L-L	5-9	176	12/6/88	Springfield, OH	2017 CLUB(S)	AVG	G	AB	R	H	2B	3B	HR	RBI	BB	SO	SB	MLS	
8	Goodwin, Brian	L-R	6-0	200	11/2/90	Rocky Mount, NC	Syracuse (AAA) WASHINGTON	.256 .251	23 74	91 251	24 41	27 63	4 21	0 1	2 13	13 30	14 23	18 69	2 6	5.030 1.019	
34	Harper, Bryce	L-R	6-3	230	10/16/92	Las Vegas, NV	WASHINGTON	.319	111	420	95	134	25	7	29	87	68	99	4	5.159	
16	Robles, Victor	R-R	6-0	185	5/19/97	Santo Domingo, D.R.	Potomac (A) Harrisburg (AA) WASHINGTON	.289 .324 .250	77 37 13	291 139 24	49 24 2	65 45 6	25 12 1	7 2	7 0	33 14	25 12	62 22	16 11	0.025	
45	Stevenson, Andrew	L-L	6-0	192	6/1/94	Youngsville, LA	Harrisburg (AA) Harrisburg (AA)	.350 .252	20 79	80 309	14 38	28 78	5 4	2	0	12	11	19	1	0.071	
3	Taylor, Michael	R-R	6-4	212	3/26/91	Fort Lauderdale, FL	Syracuse (AAA) WASHINGTON	.158 .271	6 118	57 399	5 55	9 108	2 23	0 3	0 19	0 53	2 29	7 137	1 17	3.010	
							Potomac (A) Harrisburg (AA)	.154 .154	6 6	19 26	2 3	3 4	0 2	0 0	0 1	0 4	2 2	7 8	1 3		

SPRING TRAINING SCHEDULE

Note: (ss) = split squad. As a reminder, clocks switch on March 11, so the first part of Spring Training in Arizona will be on Mountain Time and from March 11 onward on Pacific Time. **Schedule is subject to change. All times are local.**

Wednesday, February 21

ASU vs Arizona @ Salt River 1:10pm

Thursday, February 22

U Tampa vs Philadelphia @ Clearwater 1:05pm
Northeastern University vs Boston (ss) @ Fort Myers 1:05pm
Florida Southern vs Detroit @ Lakeland 1:05pm
Boston College vs Boston (ss) @ Fort Myers (follows NU vs BOS)
U Minnesota vs Minnesota @ Fort Myers 6:05pm

Friday, February 23

St. Louis vs Miami @ Jupiter 1:05pm
Washington vs Houston @ Palm Beach 1:05pm
Detroit vs New York Yankees @ Tampa 1:05pm
Tampa Bay (ss) vs Baltimore @ Sarasota 1:05pm
Pittsburgh vs Tampa Bay (ss) @ Port Charlotte 1:05pm
Minnesota vs Boston @ Fort Myers 1:05pm
Philadelphia vs Toronto @ Dunedin 1:07pm
Atlanta vs New York Mets @ Port St. Lucie 1:10pm

LA Angels vs Oakland @ Mesa 1:05pm
Milwaukee (ss) vs San Francisco @ Scottsdale 1:05pm
Chicago Cubs vs Milwaukee (ss) @ Phoenix 1:05pm
Cincinnati vs Cleveland @ Goodyear 1:05pm
Chicago WS vs LA Dodgers @ Glendale 1:05pm
Arizona vs Colorado @ Salt River 1:10pm
Seattle vs San Diego @ Peoria 1:10pm

Saturday, February 24

Washington vs Miami @ Jupiter 1:05pm
Atlanta vs Houston @ Palm Beach 1:05pm
Toronto vs Detroit @ Lakeland 1:05pm
Tampa Bay vs Boston @ Fort Myers 1:05pm
Baltimore (ss) vs Philadelphia @ Clearwater 1:05pm
New York Yankees vs Pittsburgh @ Bradenton 1:05pm
St. Louis vs New York Mets @ Port St. Lucie 1:10pm
Minnesota vs Baltimore (ss) @ Sarasota 6:05pm

LA Dodgers (ss) vs Kansas City @ Surprise 1:05pm
San Diego vs Oakland @ Mesa 1:05pm
Texas vs Chicago Cubs @ Mesa 1:05pm
Colorado vs Cincinnati @ Goodyear 1:05pm
San Francisco vs LA Dodgers (ss) @ Glendale 1:05pm
Milwaukee vs LA Angels @ Tempe 1:10pm
Cleveland vs Arizona @ Salt River 1:10pm
Chicago WS vs Seattle @ Peoria 1:10pm

Sunday, February 25

Houston vs St. Louis @ Jupiter 1:05pm
Atlanta vs Washington @ Palm Beach 1:05pm
Pittsburgh vs Detroit (ss) @ Lakeland 1:05pm
New York Yankees vs Philadelphia @ Clearwater 1:05pm
Baltimore vs Boston @ Fort Myers 1:05pm
Tampa Bay vs Minnesota @ Fort Myers 1:05pm
Detroit (ss) vs Toronto @ Dunedin 1:07pm
Miami vs New York Mets @ Port St. Lucie 1:10pm

Sunday, February 25 (continued)

Kansas City vs Oakland @ Mesa 1:05pm
Colorado vs Texas @ Surprise 1:05pm
Chicago Cubs vs San Francisco @ Scottsdale 1:05pm
Cleveland vs Cincinnati (ss) @ Goodyear 1:05pm
Cincinnati (ss) vs Chicago WS @ Glendale 1:05pm
Milwaukee vs Arizona @ Salt River 1:10pm
San Diego vs LA Angels @ Tempe 1:10pm
LA Dodgers vs Seattle @ Peoria 1:10pm

Monday, February 26

St. Louis vs Minnesota @ Fort Myers 1:05pm
Houston (ss) vs Miami @ Jupiter 1:05pm
New York Mets vs Houston (ss) @ Palm Beach 1:05pm
Washington vs Atlanta @ Disney 1:05pm
Boston vs Pittsburgh @ Bradenton 1:05pm
Detroit vs Baltimore @ Sarasota 1:05pm
Toronto vs Tampa Bay @ Port Charlotte 1:05pm
Philadelphia vs New York Yankees @ Tampa 6:35pm

Kansas City vs San Francisco @ Scottsdale 1:05pm
Seattle vs Chicago Cubs @ Mesa 1:05pm
LA Dodgers vs Texas @ Surprise 1:05pm
Cleveland vs Milwaukee @ Phoenix 1:05pm
Arizona (ss) vs Cincinnati @ Goodyear 1:05pm
Oakland vs Chicago WS @ Glendale 1:05pm
LA Angels vs San Diego @ Peoria 1:10pm
Colorado vs Arizona (ss) @ Salt River 1:10pm

Tuesday, February 27

Miami vs Washington @ Palm Beach 1:05pm
St. Louis vs Boston (ss) @ Fort Myers 1:05pm
Pittsburgh vs Atlanta @ Disney 1:05pm
Detroit vs Philadelphia @ Clearwater 1:05pm
Baltimore vs Tampa Bay @ Port Charlotte 1:05pm
New York Yankees vs Toronto @ Dunedin 1:07pm
Houston vs New York Mets @ Port St. Lucie 1:10pm
Boston (ss) vs Minnesota @ Fort Myers 6:05pm

Seattle (ss) vs Kansas City @ Surprise 1:05pm
Arizona vs San Francisco @ Scottsdale 1:05pm
Chicago WS vs Chicago Cubs @ Mesa 1:05pm
Cincinnati vs Milwaukee @ Phoenix 1:05pm
Oakland vs Cleveland @ Goodyear 1:05pm
Texas vs LA Dodgers @ Glendale 1:05pm
LA Angels vs Colorado @ Salt River 1:10pm
San Diego vs Seattle (ss) @ Peoria 1:10pm

Wednesday, February 28

Tampa Bay vs Minnesota (ss) @ Fort Myers 1:05pm
Washington vs Miami @ Jupiter 1:05pm
Minnesota (ss) vs Houston @ Palm Beach 1:05pm
New York Mets vs Atlanta @ Disney 1:05pm
Detroit vs New York Yankees @ Tampa 1:05pm
St. Louis vs Baltimore @ Sarasota 1:05pm
Pittsburgh vs Boston @ Fort Myers 1:05pm
Philadelphia vs Toronto @ Dunedin 1:07pm

Wednesday, February 28 (continued)

Cincinnati vs Kansas City @ Surprise 1:05pm
 Oakland vs Chicago Cubs @ Mesa 1:05pm
 San Francisco vs Milwaukee @ Phoenix 1:05pm
 Seattle vs Cleveland (ss) @ Goodyear 1:05pm
 Texas vs Chicago WS @ Glendale 1:05pm
 Colorado vs Arizona @ Salt River 1:10pm
 Cleveland (ss) vs LA Angels @ Tempe 1:10pm
 LA Dodgers vs San Diego @ Peoria 1:10pm

Thursday, March 1

Minnesota vs St. Louis @ Jupiter 1:05pm
 Boston vs Houston @ Palm Beach 1:05pm
 Washington vs Atlanta (ss) @ Disney 1:05pm
 Atlanta (ss) vs Detroit @ Lakeland 1:05pm
 New York Yankees vs Philadelphia @ Clearwater 1:05pm
 Toronto vs Pittsburgh @ Bradenton 1:05pm
 Baltimore vs Tampa Bay @ Port Charlotte 1:05pm
 Miami vs New York Mets @ Port St. Lucie 1:10pm

Texas (ss) vs Oakland @ Mesa 1:05pm
 LA Angels vs San Francisco @ Scottsdale 1:05pm
 Colorado vs Chicago Cubs @ Mesa 1:05pm
 Chicago WS vs Cincinnati @ Goodyear 1:05pm
 San Diego vs Texas (ss) @ Surprise 1:05pm
 Cleveland vs LA Dodgers @ Glendale 1:05pm
 Kansas City vs Seattle @ Peoria 1:10pm
 Milwaukee vs Arizona @ Salt River 1:10pm

Friday, March 2

Toronto vs Minnesota @ Fort Myers 1:05pm
 Boston vs St. Louis @ Jupiter 1:05pm
 Miami vs Detroit @ Lakeland 1:05pm
 Atlanta vs New York Yankees @ Tampa 1:05pm
 Pittsburgh vs Baltimore @ Sarasota 1:05pm
 Philadelphia vs Tampa Bay @ Port Charlotte 1:05pm
 Washington vs New York Mets (ss) @ Port St. Lucie 1:10pm
 New York Mets (ss) vs Houston @ Palm Beach 6:05pm

Cincinnati vs San Francisco @ Scottsdale 1:05pm
 Seattle vs Milwaukee @ Phoenix 1:05pm
 Texas vs Cleveland @ Goodyear 1:05pm
 LA Dodgers vs Chicago WS @ Glendale 1:05pm
 Arizona vs Colorado @ Salt River 1:10pm
 Chicago Cubs vs LA Angels @ Tempe 1:10pm
 Kansas City vs San Diego @ Peoria 1:10pm

Saturday, March 3

New York Mets vs Miami @ Jupiter 1:05pm
 Washington vs Houston @ Palm Beach 1:05pm
 St. Louis vs Atlanta @ Disney 1:05pm
 Tampa Bay vs Detroit @ Lakeland 1:05pm
 Baltimore vs Philadelphia (ss) @ Clearwater 1:05pm
 Philadelphia (ss) vs Pittsburgh @ Bradenton 1:05pm
 New York Yankees vs Boston @ Fort Myers 1:05pm
 Minnesota vs Toronto @ Dunedin 1:07pm

Chicago WS vs Kansas City @ Surprise 1:05pm
 San Diego vs Oakland @ Mesa 1:05pm
 Texas vs San Francisco (ss) @ Scottsdale 1:05pm
 Cincinnati vs Chicago Cubs @ Mesa 1:05pm
 San Francisco (ss) vs Cleveland @ Goodyear 1:05pm
 Arizona vs LA Dodgers @ Glendale 1:05pm
 Milwaukee vs Colorado @ Salt River 1:10pm
 LA Angels vs Seattle @ Peoria 6:40pm

Sunday, March 4

Houston vs St. Louis @ Jupiter 1:05pm
 Detroit vs Washington (ss) @ Palm Beach 1:05pm
 Miami vs Atlanta @ Disney 1:05pm
 Tampa Bay vs New York Yankees @ Tampa 1:05pm
 Toronto vs Philadelphia @ Clearwater 1:05pm
 Boston vs Baltimore @ Sarasota 1:05pm
 Pittsburgh vs Minnesota @ Fort Myers 1:05pm
 Washington (ss) vs New York Mets @ Port St. Lucie 1:10pm

LA Dodgers vs San Francisco @ Scottsdale 1:05pm
 Seattle vs Texas @ Surprise 1:05pm
 Cleveland vs Milwaukee @ Phoenix 1:05pm
 Kansas City vs Cincinnati @ Goodyear 1:05pm
 San Diego (ss) vs Chicago WS @ Glendale 1:05pm
 Chicago Cubs vs Arizona @ Salt River 1:10pm
 Colorado vs LA Angels @ Tempe 1:10pm
 Oakland vs San Diego (ss) @ Peoria 1:10pm

Monday, March 5

Washington vs St. Louis @ Jupiter 1:05pm
 Miami vs Houston @ Palm Beach 1:05pm
 Pittsburgh vs Atlanta @ Disney 1:05pm
 Minnesota vs Philadelphia @ Clearwater 1:05pm
 Detroit vs New York Mets @ Port St. Lucie 1:10pm

Chicago WS vs Oakland @ Mesa 1:05pm
 San Francisco vs Texas @ Surprise 1:05pm
 LA Angels vs Cincinnati @ Goodyear 1:05pm
 Cleveland vs LA Dodgers @ Glendale 1:05pm
 Chicago Cubs vs Colorado @ Salt River 1:10pm
 Arizona vs San Diego @ Peoria 6:40pm

Tuesday, March 6

Baltimore vs Minnesota @ Fort Myers 1:05pm
 St. Louis vs Miami @ Jupiter 1:05pm
 Houston (ss) vs Washington @ Palm Beach 1:05pm
 New York Yankees vs Detroit @ Lakeland 1:05pm
 Boston vs Tampa Bay @ Port Charlotte 1:05pm
 Atlanta vs Toronto @ Dunedin 1:07pm
 Houston (ss) vs New York Mets @ Port St. Lucie 1:10pm

Texas vs Oakland @ Mesa 1:05pm
 LA Dodgers vs Chicago Cubs @ Mesa 1:05pm
 Cleveland vs Cincinnati @ Goodyear 1:05pm
 Milwaukee vs Chicago WS @ Glendale 1:05pm
 LA Angels vs Arizona @ Salt River 1:10pm
 San Diego vs Kansas City @ Surprise 6:05pm
 Colorado vs Seattle @ Peoria 6:40pm

Wednesday, March 7

Washington vs St. Louis @ Jupiter 1:05pm
 Miami vs Houston @ Palm Beach 1:05pm
 Toronto (ss) vs Detroit @ Lakeland 1:05pm
 Baltimore vs Tampa Bay @ Port Charlotte 1:05pm
 Minnesota vs Boston (ss) @ Fort Myers 1:05pm
 Boston (ss) vs Philadelphia @ Clearwater 1:05pm
 Pittsburgh vs Toronto (ss) @ Dunedin 1:07pm
 New York Yankees vs New York Mets @ Port St. Lucie 1:10pm

Milwaukee vs Kansas City @ Surprise 1:05pm
 San Diego vs San Francisco @ Scottsdale 1:05pm
 Cincinnati vs Chicago WS @ Glendale 1:05pm
 Texas vs Colorado @ Salt River 1:10pm
 LA Dodgers vs LA Angels @ Tempe 1:10pm
 Chicago vs Cleveland @ Goodyear 6:05pm
 Oakland vs Seattle @ Peoria 6:40pm

Thursday, March 8

Miami vs St. Louis @ Jupiter 1:05pm
 New York Mets vs Washington @ Palm Beach 1:05pm
 Houston vs Atlanta @ Disney 1:05pm
 Philadelphia vs New York Yankees @ Tampa 1:05pm
 Detroit vs Pittsburgh @ Bradenton 1:05pm
 Toronto vs Baltimore @ Sarasota 1:05pm
 Tampa Bay vs Boston @ Fort Myers 1:05pm

LA Angels vs Oakland @ Mesa 1:05pm
 San Diego vs Chicago Cubs @ Mesa 1:05pm
 Chicago WS (ss) vs Texas @ Surprise 1:05pm
 Kansas City vs Chicago WS (ss) @ Glendale 1:05pm
 Arizona vs Milwaukee @ Phoenix 1:05pm
 Cincinnati vs Colorado @ Salt River 1:10pm
 LA Dodgers vs Cleveland @ Goodyear 6:05pm
 San Francisco vs Seattle @ Peoria 6:40pm

Friday, March 9

Boston vs Miami @ Jupiter 1:05pm
 New York Mets vs Detroit @ Lakeland 1:05pm
 Pittsburgh vs Philadelphia @ Clearwater 1:05pm
 Minnesota vs Tampa Bay @ Port Charlotte 1:05pm
 Baltimore vs Toronto @ Dunedin 1:07pm
 St. Louis vs Houston @ Palm Beach 6:05pm
 New York Yankees vs Atlanta @ Disney 6:05pm

Arizona vs Kansas City (ss) @ Surprise 1:05pm
 Seattle vs San Francisco @ Scottsdale 1:05pm
 LA Angels vs Chicago Cubs @ Mesa 1:05pm
 Oakland vs Milwaukee @ Phoenix 1:05pm
 Kansas City (ss) vs LA Dodgers @ Glendale 1:05pm
 Cleveland vs Colorado @ Salt River 1:10pm
 Chicago WS vs San Diego @ Peoria 1:10pm
 Texas vs Cincinnati @ Goodyear 6:05pm

Saturday, March 10

Miami vs St. Louis @ Jupiter 1:05pm
 Washington vs Houston @ Palm Beach 1:05pm
 New York Mets vs New York Yankees @ Tampa 1:05pm
 Tampa Bay vs Philadelphia @ Clearwater 1:05pm
 Atlanta vs Pittsburgh (ss) @ Bradenton 1:05pm
 Pittsburgh (ss) vs Baltimore @ Sarasota 1:05pm
 Boston vs Minnesota @ Fort Myers 1:05pm
 Detroit vs Toronto @ Dunedin 1:07pm

LA Angels (ss) vs San Francisco (ss) @ Scottsdale 1:05pm
 Chicago WS vs Chicago Cubs (ss) @ Mesa 1:05pm
 Oakland vs Texas @ Surprise 1:05pm
 Colorado vs Milwaukee @ Phoenix 1:05pm
 San Francisco (ss) vs LA Angels (ss) @ Tempe 1:10pm
 Kansas City vs Arizona @ Salt River 1:10pm
 Cleveland vs San Diego @ Peoria 1:10pm
 Seattle vs Cincinnati @ Goodyear 6:05pm
 Chicago (ss) vs LA Dodgers @ Glendale 7:05pm

Sunday, March 11

New York Yankees vs Miami @ Jupiter 1:05pm
 St. Louis vs Washington @ Palm Beach 1:05pm
 Atlanta vs Detroit @ Lakeland 1:05pm
 Minnesota vs Tampa Bay @ Port Charlotte 1:05pm
 Baltimore (ss) vs Boston @ Fort Myers 1:05pm
 Pittsburgh vs Toronto @ Dunedin 1:07pm
 Houston vs New York Mets @ Port St. Lucie 1:10pm
 Philadelphia vs Baltimore (ss) @ Sarasota 6:05pm

Sunday, March 11 (continued)

Chicago vs Oakland @ Mesa 1:05pm
 Cleveland (ss) vs Kansas City @ Surprise 1:05pm
 Milwaukee vs Cleveland (ss) @ Goodyear 1:05pm
 Arizona vs Chicago WS @ Glendale 1:05pm
 Cincinnati vs Seattle @ Peoria 1:10pm
 LA Dodgers vs Colorado @ Salt River 1:10pm
 Texas vs LA Angels @ Tempe 1:10pm
 San Diego vs San Francisco @ Scottsdale 3:05pm

Monday, March 12

Washington vs Detroit @ Lakeland 1:05pm
 Baltimore vs Pittsburgh @ Bradenton 1:05pm
 Boston vs Toronto @ Dunedin 1:07pm
 Philadelphia vs Atlanta @ Disney 6:05pm
 Minnesota vs New York Yankees @ Tampa 6:35pm

San Diego vs Kansas City (ss) @ Surprise 12:05pm
 Texas (ss) vs Cleveland @ Goodyear 1:05pm
 San Francisco vs Oakland @ Mesa 1:05pm
 Milwaukee vs LA Dodgers @ Glendale 1:05pm
 Colorado vs Arizona @ Salt River 1:10pm
 Cincinnati vs LA Angels @ Tempe 1:10pm
 Texas (ss) vs Kansas City (ss) @ Surprise 6:05pm
 Chicago WS vs Seattle @ Peoria 6:40pm

Tuesday, March 13

Baltimore vs Minnesota @ Fort Myers 1:05pm
 St. Louis vs Miami @ Jupiter 1:05pm
 Toronto vs Atlanta @ Disney 1:05pm
 Detroit vs New York Yankees @ Tampa 1:05pm
 Tampa Bay vs Philadelphia @ Clearwater 1:05pm
 Houston vs New York Mets (ss) @ Port St. Lucie 1:10pm
 New York Mets (ss) vs Washington @ Palm Beach 7:05pm

Texas vs Milwaukee @ Phoenix 1:05pm
 Oakland vs Kansas City @ Surprise 1:05pm
 Seattle vs Colorado @ Salt River 1:10pm
 Chicago Cubs (ss) vs San Diego @ Peoria 1:10pm
 San Francisco vs Chicago Cubs (ss) @ Mesa 7:05pm

Wednesday, March 14

Boston vs Minnesota @ Fort Myers 1:05pm
 New York Mets vs Miami @ Jupiter 1:05pm
 St. Louis vs Houston @ Palm Beach 1:05pm
 Philadelphia vs Atlanta @ Disney 1:05pm
 Tampa Bay vs Pittsburgh @ Bradenton 1:05pm
 New York Yankees vs Baltimore @ Sarasota 1:05pm

Chicago WS vs Milwaukee @ Phoenix 1:05pm
 LA Angels vs Cleveland @ Goodyear 1:05pm
 Chicago Cubs vs Kansas City @ Surprise 1:05pm
 Cincinnati vs Arizona @ Salt River 1:10pm
 San Francisco vs Seattle @ Peoria 6:40pm
 Colorado vs LA Dodgers @ Glendale 7:05pm

Thursday, March 15

Baltimore vs St. Louis @ Jupiter 1:05pm
 Houston vs Washington @ Palm Beach 1:05pm
 Detroit vs Atlanta @ Disney 1:05pm
 Pittsburgh vs New York Yankees @ Tampa 1:05pm
 Minnesota vs Tampa Bay @ Port Charlotte 1:05pm
 Toronto vs Boston @ Fort Myers 1:05pm
 Miami vs New York Mets @ Port St. Lucie 1:10pm

Thursday, March 15 (continued)

Arizona vs Chicago Cubs @ Mesa 1:05pm
 Milwaukee vs Texas @ Surprise 1:05pm
 Cincinnati vs Cleveland @ Goodyear 1:05pm
 Kansas City vs LA Dodgers @ Glendale 1:05pm
 LA Angels (ss) vs Colorado @ Salt River 1:10pm
 Chicago WS vs LA Angels (ss) @ Tempe 6:10pm
 San Francisco vs San Diego @ Peoria 6:40pm
 Seattle vs Oakland @ Mesa 7:05pm

Friday, March 16

Tampa Bay vs Minnesota (ss) @ Fort Myers 1:05pm
 Miami vs St. Louis (ss) @ Jupiter 1:05pm
 St. Louis (ss) vs Washington @ Palm Beach 1:05pm
 Philadelphia (ss) vs Detroit @ Lakeland 1:05pm
 Toronto vs Philadelphia (ss) @ Clearwater 1:05pm
 Atlanta vs Pittsburgh @ Bradenton 1:05pm
 Baltimore vs New York Mets @ Port St. Lucie 1:10pm
 Minnesota (ss) vs Boston @ Fort Myers 6:05pm
 Houston vs New York Yankees @ Tampa 6:35pm

Cleveland vs Oakland @ Mesa 1:05pm
 Seattle vs Texas @ Surprise 1:05pm
 Milwaukee vs Cincinnati @ Goodyear 1:05pm
 Chicago Cubs vs Chicago WS @ Glendale 1:05pm
 LA Dodgers vs Arizona @ Salt River 1:10pm
 Colorado vs LA Angels @ Tempe 1:10pm
 Kansas City vs San Diego @ Peoria 1:10pm

Saturday, March 17

Houston vs Miami @ Jupiter 1:05pm
 New York Mets vs Washington @ Palm Beach 1:05pm
 St. Louis vs Atlanta (ss) @ Disney 1:05pm
 New York Yankees vs Detroit @ Lakeland 1:05pm
 Atlanta (ss) vs Philadelphia @ Clearwater 1:05pm
 Minnesota vs Pittsburgh @ Bradenton 1:05pm
 Toronto(ss) vs Baltimore @ Sarasota 1:05pm
 Canada National Jr. Team vs Toronto (ss) @ Dunedin 1:07pm
 Tampa Bay vs Boston @ Fort Myers 1:05pm

Texas (ss) vs Kansas City (ss) @ Surprise 12:05pm
 Seattle (ss) vs Oakland (ss) @ Mesa 1:05pm
 Cleveland (ss) vs Chicago Cubs (ss) @ Mesa 1:05pm
 Colorado vs Milwaukee @ Phoenix 1:05pm
 San Francisco (ss) vs Cincinnati @ Goodyear 1:05pm
 LA Dodgers vs Chicago WS @ Glendale 1:05pm
 San Diego vs Arizona @ Salt River 1:10pm
 LA Angels vs Seattle (ss) @ Peoria 1:10pm
 Oakland (ss) vs San Francisco (ss) @ Scottsdale 4:05pm
 Cleveland (ss) vs Chicago Cubs (ss) @ Las Vegas 4:05pm
 Kansas City (ss) vs Texas (ss) @ Surprise 6:05pm

Sunday, March 18

Washington vs St. Louis @ Jupiter 1:05pm
 Atlanta vs Houston @ Palm Beach 1:05pm
 Miami vs New York Yankees @ Tampa 1:05pm
 Boston vs Pittsburgh (ss) @ Bradenton 1:05pm
 New York Mets vs Baltimore @ Sarasota 1:05pm
 Detroit vs Tampa Bay @ Port Charlotte 1:05pm
 Philadelphia vs Minnesota @ Fort Myers 1:05pm
 Pittsburgh (ss) vs Toronto @ Dunedin 1:07pm

Sunday, March 18 (continued)

Chicago WS vs Oakland @ Mesa 1:05pm
 Kansas City vs Chicago Cubs (ss) @ Mesa 1:05pm
 LA Dodgers (ss) vs Milwaukee @ Phoenix 1:05pm
 Arizona vs Cincinnati @ Goodyear 1:05pm
 San Diego vs LA Dodgers (ss) @ Glendale 1:05pm
 LA Angels vs Texas @ Surprise 1:05pm
 Cleveland (ss) vs Chicago Cubs (ss) @ Las Vegas 1:05pm
 San Francisco vs Colorado @ Salt River 1:10pm
 Cleveland (ss) vs Seattle @ Peoria 1:10pm

Monday, March 19

Washington vs Miami @ Jupiter 1:05pm
 New York Mets vs Houston @ Palm Beach 1:05pm
 Toronto vs Atlanta @ Disney 1:05pm
 Baltimore vs Detroit @ Lakeland 1:05pm
 Minnesota vs Pittsburgh @ Bradenton 1:05pm
 Philadelphia vs Boston @ Fort Myers 1:05pm
 Tampa Bay vs New York Yankees @ Tampa 6:35pm

Cleveland vs San Francisco @ Scottsdale 1:05pm
 Chicago WS vs Arizona @ Salt River 1:10pm
 Colorado vs Texas @ Surprise 6:05pm
 Chicago Cubs vs Cincinnati @ Goodyear 6:05pm
 Seattle vs LA Angels @ Tempe 6:10pm
 Oakland vs LA Dodgers @ Glendale 7:05pm

Tuesday, March 20

New York Mets vs St. Louis @ Jupiter 1:05pm
 Miami vs Washington @ Palm Beach 1:05pm
 New York Yankees vs Detroit @ Lakeland 1:05pm
 Toronto vs Philadelphia @ Clearwater 1:05pm
 Pittsburgh vs Boston @ Fort Myers 1:05pm
 Tampa Bay vs Baltimore @ Sarasota 6:05pm

LA Dodgers vs Oakland @ Mesa 1:05pm
 Texas vs Chicago WS @ Glendale 1:05pm
 Arizona vs LA Angels @ Tempe 1:10pm
 Milwaukee vs Colorado @ Salt River 1:10pm
 San Francisco vs Kansas City @ Surprise 6:05pm
 Cincinnati vs San Diego @ Peoria 6:40pm

Wednesday, March 21

St. Louis vs Miami @ Jupiter 1:05pm
 Houston vs Washington @ Palm Beach 1:05pm
 Boston vs Tampa Bay @ Port Charlotte 1:05pm
 Philadelphia vs Toronto @ Dunedin 1:07pm
 Pittsburgh vs Minnesota @ Fort Myers 6:05pm
 Detroit vs Atlanta @ Disney 6:05pm
 Baltimore vs New York Yankees @ Tampa 6:35pm

Oakland vs Milwaukee (ss) @ Phoenix 1:05pm
 Chicago Cubs vs Texas @ Surprise 1:05pm
 San Diego vs Chicago WS @ Glendale 1:05pm
 Kansas City vs Cleveland @ Goodyear 6:05pm
 Milwaukee (ss) vs Seattle @ Peoria 6:40pm
 San Francisco vs Arizona @ Salt River 6:40pm

Thursday, March 22

New York Yankees vs Minnesota @ Fort Myers 1:05pm
 Atlanta vs St. Louis @ Jupiter 1:05pm
 Miami vs Houston @ Palm Beach 1:05pm
 Boston vs Baltimore @ Sarasota 1:05pm
 Detroit vs Philadelphia @ Clearwater 1:05pm
 Tampa Bay vs Toronto (ss) @ Dunedin 1:07pm
 Toronto (ss) vs Pittsburgh @ Bradenton 6:05pm
 Washington vs New York Mets @ Port St. Lucie 6:10pm

Thursday, March 22 (continued)

Colorado vs Oakland @ Mesa 1:05pm
 Kansas City vs Milwaukee @ Phoenix 1:05pm
 San Diego vs Cleveland @ Goodyear 1:05pm
 Cincinnati vs Texas (ss) @ Surprise 6:05pm
 Texas (ss) vs Seattle @ Peoria 6:40pm
 Chicago WS vs Arizona @ Salt River 6:40pm
 Chicago Cubs vs San Francisco @ Scottsdale 7:05pm
 LA Angels vs LA Dodgers @ Glendale 7:05pm

Friday, March 23

Houston (ss) vs Minnesota @ Fort Myers 1:05pm
 Detroit vs Atlanta @ Disney 1:05pm
 Boston vs New York Yankees @ Tampa 1:05pm
 Philadelphia vs Pittsburgh @ Bradenton 1:05pm
 Tampa Bay (ss) vs Baltimore @ Sarasota 1:05pm
 Toronto vs Tampa Bay (ss) @ Port Charlotte 1:05pm
 St. Louis vs New York Mets @ Port St. Lucie 1:10pm
 Houston (ss) vs Washington (ss) @ Palm Beach 6:05pm
 Washington (ss) vs Miami @ Jupiter 7:05pm

Kansas City (ss) vs San Francisco @ Scottsdale 1:05pm
 Milwaukee vs Chicago Cubs @ Mesa 1:05pm
 Seattle vs Chicago WS @ Glendale 1:05pm
 LA Dodgers vs Kansas City (ss) @ Surprise 1:05pm
 Oakland vs LA Angels @ Tempe 1:10pm
 Cincinnati vs Colorado @ Salt River 1:10pm
 Arizona vs Cleveland @ Goodyear 6:05pm
 Texas vs San Diego @ Peoria 6:40pm

Saturday, March 24

New York Mets vs St. Louis @ Jupiter 1:05pm
 Miami vs Washington @ Palm Beach 1:05pm
 New York Yankees (ss) vs Atlanta @ Disney 1:05pm
 Philadelphia vs Detroit @ Lakeland 1:05pm
 Toronto vs New York Yankees (ss) @ Tampa 1:05pm
 Tampa Bay vs Pittsburgh @ Bradenton 1:05pm
 Houston vs Boston @ Fort Myers 1:05pm
 Minnesota vs Baltimore @ Sarasota 6:05pm

Milwaukee vs Oakland @ Mesa 12:05pm
 Cleveland vs Texas @ Surprise 12:05pm
 Chicago WS vs LA Dodgers @ Glendale 12:05pm
 San Diego vs Cincinnati @ Goodyear 1:05pm
 Kansas City vs Arizona (ss) @ Salt River 1:10pm
 Arizona (ss) vs LA Angels @ Tempe 1:10pm
 River Cats AAA vs San Francisco @ Sacramento 6:05pm
 Chicago Cubs (ss) vs Seattle @ Peoria 6:40pm
 Colorado vs Chicago Cubs (ss) @ Mesa 7:05pm

Sunday, March 25

Houston vs Miami (ss) @ Jupiter 1:05pm
 St. Louis vs Washington @ Palm Beach 1:05pm
 Atlanta vs Detroit @ Lakeland 1:05pm
 Baltimore vs Philadelphia @ Clearwater 1:05pm
 New York Yankees vs Tampa Bay @ Port Charlotte 1:05pm
 Boston vs Minnesota @ Fort Myers 1:05pm
 Pittsburgh vs Toronto @ Dunedin 1:07pm
 Miami (ss) vs New York Mets @ Port St. Lucie 1:10pm

Milwaukee vs Chicago WS @ Glendale 12:05pm
 Chicago Cubs vs Kansas City @ Surprise 12:05pm
 Cincinnati vs Cleveland @ Goodyear 12:05pm
 Seattle vs San Diego @ Peoria 12:10pm
 San Francisco vs Oakland @ Oakland 1:05PM
 Arizona vs Colorado @ Salt River 1:10pm
 LA Dodgers vs LA Angels @ Anaheim 6:07pm

Monday, March 26

Tampa Bay vs Detroit @ Lakeland 1:05pm
 Philadelphia vs Pittsburgh @ Bradenton 1:05pm
 Chicago Cubs vs Boston @ Fort Myers 6:05pm
 St. Louis vs Toronto @ Montreal 7:07pm
 Milwaukee vs Houston @ Houston 7:05pm
 New York Yankees vs Atlanta @ Atlanta (SunTrust) 7:35pm

Omaha vs Kansas City @ Omaha 6:05pm
 Knights vs Chicago WS @ Charlotte 6:05pm
 El Paso Chihuahuas vs San Diego @ El Paso 6:05pm
 Chicago Cubs vs Boston @ Fort Myers 6:05pm
 Cleveland vs Arizona @ Arizona 6:40pm
 Milwaukee vs Houston @ Houston 7:05pm
 Cincinnati vs Texas @ Arlington 7:05pm
 LA Angels vs LA Dodgers @ Los Angeles 7:10pm
 Oakland vs San Francisco @ San Francisco 7:15pm

Tuesday, March 27

Detroit vs Tampa Bay @ St. Petersburg 12:35pm
 Pittsburgh vs Philadelphia @ Clearwater 1:05pm
 Milwaukee vs Houston @ Houston 1:05pm
 Chicago Cubs vs Boston @ Fort Myers 1:05pm
 Minnesota vs Washington @ Washington 4:05pm
 St. Louis vs Toronto @ Montreal 7:07pm
 Atlanta Futures vs Atlanta @ Atlanta (SunTrust) 7:35pm

Cleveland vs Arizona @ Arizona 12:40pm
 Milwaukee vs Houston @ Houston 1:05pm
 Cincinnati vs Texas @ Arlington 1:05pm
 Chicago Cubs vs Boston @ Fort Myers 1:05pm
 Seattle vs Colorado @ Salt River 1:10pm
 Oakland vs San Francisco @ San Francisco 6:05pm
 LA Angels vs LA Dodgers @ Los Angeles 7:10pm

2018 ESPN SPRING TRAINING TELECASTS

(Please note that all times are Eastern.)

Day	Date	Time	Game	Site	Network
Wednesday	March 21	1:05 p.m.	HOU @ WSH	West Palm Beach, FL	ESPN2
Thursday	March 22	1:05 p.m.	NY Yankees @ MIN	Ft. Myers, FL	ESPN2
Friday	March 23	1:05 p.m.	BOS @ NY Yankees	Tampa, FL	ESPN
Tuesday	March 27	1:05 p.m.	CHI @ BOS	Lee County, FL	ESPN



2018 Non-Roster Invitees

#	Player	Position	Club	#	Player	Position	Club
79	Acevedo, Andury	RHP	CHI	57	Broadway, Michael	RHP	KC
82	Acuña, Ronald	OF	ATL	72	Brooks, Craig	RHP	CHI
26	Adames, Cristhian	INF	MIA	90	Broussard, Joe	RHP	LAD
82	Adams, Chance	RHP	NYY	14	Brown, Trevor	C	SF
37	Adduci, Jim	OF	DET	70	Broyles, Shane	RHP	COL
78	Alaniz, R.J.	RHP	TB	67	Buchanan, Jake	RHP	ARI
2	Alberto, Hanser	INF	TEX	91	Burger, Jake	INF	CWS
51	Albuquerque, Al	RHP	TOR	67	Burgos, Enrique	RHP	DET
58	Alcantara, Victor	RHP	DET	77	Burnes, Corbin	RHP	MIL
76	Allard, Kolby	LHP	ATL	64	Buss, Nick	OF	MIN
83	Allen, Austin	C	SD	70	Butler, Dan	C	BOS
74	Alonso, Peter	INF	NYM	79	Cabral, Edgar	C	PHI
86	Amarista, Alexi	INF	DET	46	Calixte, Orlando	INF	SF
57	Andreoli, John	OF	SEA	78	Camarena, Daniel	LHP	CHI
72	Aplin, Andrew	OF	SEA	81	Campos, Vicente	RHP	LAA
64	Aquino, Jayson	LHP	BAL	81	Cardona, Jose	OF	TEX
96	Arcia, Francisco	C	LAA	84	Carrillo, Xorge	C	TB
66	Armenteros, Rogelio	RHP	HOU	95	Carroll, Cody	RHP	NYY
67	Aro, Jonathan	RHP	SD	15	Casali, Curt	C	TEX
78	Arozarena, Randy	OF	STL	68	Case, Andrew	RHP	TOR
68	Arteaga, Humberto	INF	KC	86	Castellani, Ryan	RHP	COL
25	Asche, Cody	INF	KC	38	Castillo, Rusney	OF	BOS
71	Astin, Barrett	RHP	CIN	6	Castro, Daniel	INF	COL
78	Astudillo, Williams	C	MIN	70	Castro, Harold	INF	DET
73	Atkinson, Ryan	RHP	ARI	67	Castro, Simon	RHP	OAK
72	Axford, John	RHP	TOR	85	Cease, Dylan	RHP	CWS
87	Baldonado, Alberto	LHP	CHI	41	Cedeño, Xavier	LHP	CWS
38	Banuelos, Manny	LHP	LAD	99	Cesar, Randy	INF	HOU
97	Barash, Michael	C	LAA	54	Chaves, Santiago	C	OAK
75	Barfield, Jeremy	OF	BOS	74	Chavis, Michael	INF	BOS
13	Barnes, Brandon	OF	CLE	65	Choi, Ji-Man	INF	MIL
20	Barney, Darwin	INF	TEX	90	Cimber, Adam	RHP	SD
61	Baron, Steven	C	STL	72	Ciuffo, Nick	C	TB
45	Bass, Anthony	RHP	CHI	63	Claiborne, Preston	RHP	CLE
58	Bastardo, Antonio	LHP	ARI	75	Clark, Brian	LHP	CWS
47	Beato, Pedro	RHP	PHI	72	Clarke, Taylor	RHP	ARI
84	Beaty, Matt	INF	LAD	67	Cloyd, Tyler	RHP	MIA
54	Beck, Chris	RHP	CWS	17	Coats, Jason	OF	TB
1	Beckham, Gordon	INF	SEA	9	Coleman, Dusty	INF	SD
38	Beliveau, Jeff	LHP	CLE	55	Collins, Tim	LHP	WSH
81	Bemboom, Anthony	C	COL	7	Collins, Tyler	OF	KC
56	Bergman, Christian	RHP	SEA	86	Collins, Zack	C	CWS
29	Bethancourt, Christian	C	MIL	40	Colón, Bartolo	RHP	TEX
56	Bibens-Dirkx, Austin	RHP	TEX	27	Colón, Christian	INF	ATL
83	Bird, Kyle	LHP	TB	71	Comer, Kevin	RHP	DET
73	Bishop, Braden	OF	SEA	80	Conlon, P.J.	LHP	NYM
74	Blackwood, Nolan	RHP	OAK	85	Contreras, William	C	ATL
88	Blanco, Andres	INF	SF	46	Cook, Ryan	RHP	SEA
1	Blanco, Gregor	OF	SF	56	Corcino, Daniel	RHP	LAD
49	Blazek, Michael	RHP	ARI	52	Cordero, Jimmy	RHP	WSH
75	Bleich, Jeremy	LHP	OAK	91	Coshow, Cale	RHP	NYY
86	Blewett, Scott	RHP	KC	66	Court, Ryan	INF	CHI
71	Borenstein, Zach	OF	NYM	74	Cowan, Jordan	INF	SEA
13	Bourjos, Peter	OF	CHI	21	Cowgill, Collin	OF	PHI
54	Boyer, Blaine	RHP	KC	11	Craig, Allen	INF	SD
79	Bradley, Bobby	INF	CLE	51	Crockett, Kyle	LHP	CIN
64	Brady, Michael	RHP	MIL	81	Croenworth, Jake	INF	TB
69	Brantly, Rob	C	ATL	68	Cron, Kevin	INF	ARI
95	Briceno, Jose	C	LAA	59	Cruz, Rhiner	RHP	TOR
17	Brignac, Reid	INF	WSH	60	Cruz, Tony	C	CIN

<u>#</u>	<u>Player</u>	<u>Position</u>	<u>Club</u>	<u>#</u>	<u>Player</u>	<u>Position</u>	<u>Club</u>
27	Cunningham, Todd	OF	PIT	18	Florimón, Pedro	INF	PHI
87	Cyr, Tyler	RHP	SF	77	Floro, Dylan	RHP	CIN
60	Danish, Tyler	RHP	CWS	4	Freeman, Mike	INF	CHI
2	d'Arnaud, Chase	INF	SF	38	Frieri, Ernesto	RHP	MIL
61	Davis, Erik	RHP	MIL	25	Fryer, Eric	C	PHI
39	Davis, J.D.	OF	TOR	14	Fuentes, Rey	OF	ARI
43	Davis, Taylor	C	CHI	84	Gallen, Zac	RHP	MIA
55	De Jesús, Iván Jr.	INF	BOS	79	Galloway, Isaac	OF	MIA
80	De La Guerra, Chad	INF	BOS	83	Gamboa, Eddie	RHP	BAL
78	De Los Santos, Enyel	RHP	PHI	76	Garabez, Rosa	INF	BAL
83	De Paula, Rafael	RHP	CIN	75	García, Adolis	OF	STL
69	DeCarlo, Joe	C	SEA	75	García, Alejandro	OF	HOU
70	Decker, Jaff	OF	ATL	53	García, Anthony	OF	OAK
52	Delabar, Steve	RHP	TEX	80	García, Yeudy	RHP	PIT
78	Dewees, Donnie	OF	KC	79	Garner, David	RHP	CHI
79	Diaz, Francisco	C	NYN	68	Garner, Perci	RHP	BAL
91	Diaz, Isan	INF	MIA	83	Garrett, Reed	RHP	TEX
37	Diaz, Jumbo	RHP	MIA	58	Garton, Ryan	RHP	SEA
81	Diaz, Yusniel	OF	LAD	14	Gentry, Craig	INF	BAL
88	Didder, Ray-Patrick	INF	ATL	12	Giavotella, Johnny	INF	MIA
72	Dini, Nick	C	KC	79	Gibaut, Ian	RHP	TB
78	Dixon, Brandon	INF	CIN	36	Gilmartin, Sean	LHP	STL
61	Dominguez, Chris	INF	WSH	53	Gimenez, Chris	C	CHI
82	Dorris, Jacob	RHP	HOU	46	Girodo, Chad	LHP	TOR
56	Dragmire, Brady	RHP	WSH	60	Goeddel, Erik	RHP	TEX
78	Duggar, Steven	OF	SF	59	Goforth, David	RHP	WSH
84	Dunning, Dane	RHP	CWS	1	Goins, Ryan	INF	KC
82	Eaves, Kody	INF	DET	25	Gómez, Jeanmar	RHP	CWS
55	Edgin, Josh	LHP	BAL	87	Gonzalez, Alfredo	C	CWS
82	Edman, Tommy	INF	STL	21	Gonzalez, Chi Chi	RHP	TEX
69	Elizalde, Sebastian	OF	CIN	76	Goodrum, Niko	INF	DET
93	Elmore, Jake	INF	CWS	1	Gordon, Nick	INF	MIN
64	Eppler, Tyler	RHP	PIT	0	Gore, Terrance	OF	KC
71	Eshelman, Tom	RHP	PHI	4	Gosewisch, Tuffy	C	SEA
74	Espinal, Edwin	INF	DET	46	Gosselin, Phil	INF	CIN
98	Espinal, Raynel	RHP	NYN	77	Graham, Josh	RHP	ATL
48	Espino, Paolo	RHP	TEX	73	Griffin, Foster	LHP	KC
14	Espinosa, Danny	INF	NYN	57	Guerra, Deolis	RHP	TEX
72	Evans, Phil	INF	NYM	40	Guerra, Javy	RHP	MIA
75	Faedo, Alex	RHP	DET	81	Guerrero, Jordan	LHP	CWS
63	Farris, James	RHP	COL	60	Guillon, Ismael	LHP	WSH
58	Faulkner, Andrew	LHP	BAL	58	Guilmet, Preston	RHP	STL
30	Featherston, Taylor	INF	MIN	72	Gurka, Jason	LHP	BAL
44	Federowicz, Tim	C	HOU	74	Gushue, Taylor	C	WSH
37	Feliz, Neftali	RHP	ARI	56	Hague, Matt	INF	SEA
78	Ferguson, Drew	OF	HOU	75	Hale, David	RHP	NYN
67	Fernandez, Jose	LHP	TOR	71	Haley, Justin	RHP	BOS
83	Fernandez, Jose Miguel	INF	LAA	62	Hall, Cody	RHP	TB
67	Ferrell, Jeff	RHP	BAL	75	Hammer, JD	RHP	PHI
70	Ferrell, Riley	RHP	HOU	68	Hampson, Garrett	INF	COL
67	Festa, Matt	RHP	SEA	89	Hancock, Justin	RHP	CHI
83	Feyereisen, J.P.	RHP	NYN	45	Hanigan, Ryan	C	CLE
72	Ficociello, Dominic	INF	DET	75	Hannemann, Jacob	OF	CHI
74	Field, Johnny	OF	TB	82	Hansen, Alec	RHP	CWS
43	Fields, Roemon	OF	TOR	82	Hanson, Alen	INF	SF
67	Fierro, Edwin	RHP	TB	39	Harper, Bryan	LHP	WSH
69	Fife, Stephen	RHP	CLE	57	Harris, Jon	RHP	TOR
68	Finnegan, Kyle	RHP	OAK	93	Harrison, Monte	OF	MIA
4	Flaherty, Ryan	INF	PHI	82	Hatch, Thomas	RHP	CHI
86	Fletcher, David	INF	LAA	68	Hauschild, Mike	RHP	HOU
75	Flores, Jose	RHP	SF	83	Head, Louis	RHP	CLE
70	Flores, Ramón	OF	ARI	16	Heathcott, Slade	OF	OAK
92	Florial, Estevan	OF	NYN	85	Heineman, Scott	OF	TEX

#	Player	Position	Club	#	Player	Position	Club
88	Helsley, Ryan	RHP	STL	49	Lamb, John	LHP	LAA
65	Herget, Jimmy	RHP	CIN	78	Lambert, Peter	RHP	COL
77	Hernández, Óscar	C	BOS	76	Lane, Trevor	LHP	NYN
81	Herrera, Rosell	OF	CIN	80	Lauer, Eric	LHP	SD
89	Hicks, Jordan	RHP	STL	63	Lavarnway, Ryan	C	PIT
78	Hill, Cameron	RHP	CLE	61	Lawrence, Casey	RHP	SEA
67	Hilliard, Sam	OF	COL	35	LeBlanc, Wade	LHP	NYN
72	Hiura, Keston	INF	MIL	64	Leblibjijan, Jason	INF	TOR
75	Hofacker, Adam	RHP	LAA	51	Lee, CC	RHP	LAD
28	Holaday, Bryan	C	MIA	69	Leibrandt, Brandon	LHP	PHI
72	Holder, Kyle	INF	NYN	60	Lenik, Kevin	RHP	KC
45	Holland, Derek	LHP	SF	88	Leonard, Patrick	INF	CWS
38	Holmes, Grant	RHP	OAK	37	Liriano, Rymer	OF	LAA
83	Hoo, Chris	C	MIA	62	Liz, Radhames	RHP	MIL
44	Hood, Destin	OF	TEX	63	Lloyd, Kyle	RHP	SD
60	Hoover, J.J.	RHP	MIL	59	Lobatón, José	C	NYM
79	Houle, Dustin	C	MIL	21	Lombardozzi, Steve	INF	OAK
79	House, Austin	RHP	COL	67	Long, Jaron	RHP	WSH
61	House, T.J.	LHP	CWS	80	Lopes, Christian	INF	TEX
91	Hudson, Dakota	RHP	STL	66	Lopes, Tim	INF	TOR
67	Hudson, Joe	C	CIN	48	Lopez, Jack	INF	KC
78	Huffman, Chad	OF	DET	47	Lopez, Nicky	INF	KC
79	Hurlbut, David	LHP	TEX	68	Lopez, Raffy	C	SD
84	Ibanez, Andy	INF	TEX	74	Lovelady, Richard	LHP	KC
74	Irvin, Cole	LHP	PHI	33	Lowe, Mark	RHP	LAD
18	Iwakuma, Hisashi	RHP	SEA	79	Lucchesi, Joey	LHP	SD
84	Jackson, Alex	C	ATL	70	Maggi, Drew	INF	CLE
83	Jackson, Drew	INF	LAD	74	Magnifico, Damien	RHP	PIT
40	Jackson, Edwin	RHP	WSH	63	Maness, Seth	RHP	KC
64	Jackson, Luke	RHP	ATL	44	Manship, Jeff	RHP	CIN
66	Jaye, Myles	RHP	MIN	70	Mantiply, Joe	LHP	CIN
80	Jensen, Kyle	INF	SF	52	Mariñez, Jhan	RHP	BAL
32	Jepsen, Kevin	RHP	TEX	60	Mariot, Michael	RHP	SD
82	Jhang, Jin-De	C	PIT	74	Marlette, Tyler	C	ATL
76	Jiminian, Johendi	RHP	SEA	50	Marshall, Evan	RHP	CLE
70	Jokisch, Eric	LHP	OAK	71	Martin, Jarrett	LHP	OAK
87	Jones, Jahmai	OF	LAA	90	Martin, Jason	OF	PIT
67	Jones, Tyler	RHP	PIT	80	Martin, Josh	RHP	CLE
76	Kaczmarek, Kevin	OF	NYM	72	Martin, Kyle	RHP	BOS
82	Kay, Grant	INF	TB	95	Martinez, Jeremy	C	STL
73	Kazmar, Sean	INF	ATL	1	Martinez, Michael	INF	CLE
96	Keller, Brian	RHP	NYN	72	Martini, Nick	OF	OAK
83	Kelley, Christian	C	PIT	32	May, Jacob	OF	CWS
11	Kelly, Ty	INF	NYM	76	Mayfield, Jack	INF	HOU
73	Kennedy, Brett	RHP	SD	70	Mazeika, Patrick	C	NYM
60	Kickham, Mike	LHP	MIA	89	Mazza, Chris	RHP	MIA
64	Kieboom, Spencer	C	WSH	30	McBride, Matt	INF	PHI
80	Kingery, Scott	INF	PHI	75	McCarthy, Joe	OF	TB
17	Kivlehan, Patrick	INF	CIN	69	McCurry, Brendan	RHP	HOU
93	Knizner, Andrew	C	STL	75	McGee, Stephen	C	SD
53	Kohn, Michael	RHP	MIN	19	McGowan, Dustin	RHP	TB
56	Kolarek, Adam	LHP	TB	61	McGowan, Kevin	RHP	NYM
78	Kopech, Michael	RHP	CWS	48	McGuire, Deck	RHP	TOR
81	Kozma, Pete	INF	DET	78	McKinney, Brett	RHP	PIT
72	Kramer, Kevin	INF	PIT	84	McRae, Alex	RHP	PIT
36	Kratz, Erik	C	NYN	47	Medlen, Kris	RHP	ARI
65	Krehbiel, Joey	RHP	ARI	54	Mejia, Alex	INF	STL
74	Kremmer, Jon	OF	HOU	79	Mejia, Erick	INF	KC
73	Krizan, Jason	OF	DET	61	Melville, Tim	RHP	BAL
47	Krol, Ian	LHP	LAA	53	Mendez, Roman	RHP	WSH
98	Kruger, Jack	C	LAA	92	Mendoza, Hector	RHP	STL
84	Lail, Brady	RHP	NYN	73	Mendoza, Heiker	INF	PHI
72	LaMarre, Ryan	OF	MIN	86	Meyer, Ben	RHP	MIA

#	Player	Position	Club	#	Player	Position	Club
12	Middlebrooks, Will	INF	PHI	12	Peterson, Jace	INF	NYY
70	Miller, Ian	OF	SEA	71	Peterson, Shane	OF	SD
46	Milone, Tom	LHP	WSH	40	Petit, Gregorio	INF	MIN
76	Monell, Johnny	C	TB	70	Petricka, Jake	RHP	TOR
14	Montero, Miguel	C	WSH	78	Pfeifer, Phil	LHP	ATL
79	Montgomery, Mark	RHP	DET	40	Pinder, Branden	RHP	LAA
81	Mooney, Peter	INF	MIA	84	Poncedeleon, Daniel	RHP	STL
31	Moore, Adam	C	TB	50	Pounders, Brooks	RHP	COL
68	Moore, Logan	C	PHI	81	Poyner, Bobby	LHP	BOS
89	Morales, Osmer	RHP	LAA	71	Puello, César	OF	ARI
76	Moran, Brian	LHP	LAD	30	Puk, A.J.	LHP	OAK
71	Morin, Parker	C	KC	85	Pullin, Andrew	OF	PHI
79	Mountcastle, Ryan	INF	BAL	73	Purke, Matt	LHP	NYM
70	Mullins, Cedric	OF	BAL	61	Quackenbush, Kevin	RHP	CIN
13	Muncy, Max	INF	LAD	72	Quantrill, Cal	RHP	SD
77	Mundell, Brian	INF	COL	65	Quiroz, Esteban	INF	BOS
84	Murphy, Jack	C	CLE	18	Raburn, Ryan	OF	WSH
65	Murphy, Sean	C	OAK	93	Rademacher, Bijan	OF	CHI
60	Murray, Colton	RHP	TB	80	Rainey, Tanner	RHP	CIN
59	Musgrave, Harrison	LHP	COL	58	Ramirez, Neil	RHP	CLE
64	Nakaushiro, Yuhei	LHP	ARI	72	Ramos, Henry	OF	LAD
15	Nava, Daniel	OF	PIT	71	Ramsey, Matt	RHP	HOU
79	Navarro, Brian	C	MIN	81	Ravelo, Rangel	INF	STL
41	Navarro, Rey	INF	SEA	70	Reed, Jake	RHP	MIN
87	Naylor, Josh	INF	SD	89	Rei, Austin	C	BOS
49	Neal, Zach	RHP	LAD	38	Reid-Foley, Sean	RHP	TOR
45	Negrón, Kristopher	INF	ARI	86	Reyes, Arturo	RHP	STL
87	Neidert, Nick	RHP	MIA	86	Reyes, Franmil	OF	SD
73	Neuse, Sheldon	INF	OAK	81	Reyes, Pablo	INF	PIT
71	Newman, Kevin	INF	PIT	91	Reynolds, Bryan	OF	PIT
68	Newsome, Ljay	RHP	SEA	15	Reynolds, Matt	INF	NYM
49	Niese, Jonathan	LHP	TEX	84	Rice, Ian	C	CHI
45	Nieuwenhuis, Kirk	OF	SEA	88	Richards, Trevor	RHP	MIA
74	Nix, Jacob	RHP	SD	83	Riley, Austin	INF	ATL
33	Norris, Derek	C	DET	78	Rios, Edwin	INF	LAD
78	Numata, Chace	C	NYY	80	Ritchie, Jamie	C	HOU
84	Nuñez, Dom	C	COL	2	Rivera, Yadiel	INF	MIA
38	Nuño, Vidal	LHP	TB	92	Robert, Luis	OF	CWS
72	O'Conner, Justin	C	SF	25	Robinson, Shane	OF	NYY
54	Odom, Joseph	C	SEA	65	Rodgers, Brendan	INF	COL
40	Ogando, Alexi	RHP	CLE	83	Rodriguez, Dereck	RHP	SF
66	O'Hearn, Ryan	INF	KC	43	Rodriguez, Fernando Jr.	RHP	BOS
77	Ohlman, Mike	C	TEX	63	Rodriguez, Joely	LHP	BAL
17	Ohtani, Shohei	RHP	LAA	90	Rodriguez, Jonathan	INF	MIA
73	O'Malley, Shawn	INF	COL	81	Rodriguez, Nellie	INF	CLE
70	Orf, Nate	INF	MIL	48	Rodriguez, Richard	RHP	PIT
96	Ortega, Dennis	C	STL	80	Rodriguez, Ronny	INF	DET
52	Ortega, Rafael	OF	MIA	84	Rogers, Jake	C	DET
60	Ortiz, Danny	OF	PHI	65	Romano, Jordan	RHP	TOR
75	Ortiz, Luis	RHP	MIL	44	Rondon, Bruce	RHP	CWS
82	Othman, Sharif	C	MIA	9	Rosales, Adam	INF	PHI
86	Pache, Cristian	OF	ATL	38	Ross, Tyson	RHP	SD
28	Peña, Brayán	C	DET	51	Roth, Michael	LHP	CHI
46	Peña, Francisco	C	STL	47	Rowley, Chris	RHP	TOR
49	Pentecost, Max	C	TOR	55	Rucinski, Drew	RHP	MIA
83	Perez, Arvicent	C	DET	80	Ruiz, Keibert	C	LAD
81	Perez, Audry	C	BAL	47	Runzler, Dan	LHP	TB
75	Perez, Michael	C	ARI	19	Rutledge, Josh	INF	SF
54	Perez, Williams	RHP	CHI	56	Ryan, Kyle	LHP	CHI
76	Perrin, Jon	RHP	MIL	65	Sadler, Casey	RHP	PIT
87	Peter, Jake	INF	LAD	80	Sáez, Jorge	C	NYY
89	Peters, DJ	OF	LAD	57	Salas, Fernando	RHP	ARI
87	Peterson, Dustin	OF	ATL	78	Salcedo, Erick	INF	BAL

#	Player	Position	Club	#	Player	Position	Club
78	Sampson, Adrian	RHP	TEX	67	Thornton, Trent	RHP	HOU
57	Sanchez, Hector	C	SF	37	Tolleson, Shawn	RHP	TEX
23	Santana, Danny	OF	ATL	66	Tovar, Wilfredo	INF	STL
71	Santos, Luis	RHP	TOR	82	Tromp, Chadwick	C	CIN
3	Sardiñas, Luis	INF	BAL	88	Tucker, Cole	INF	PIT
52	Scahill, Rob	RHP	CWS	79	Tucker, Kyle	OF	HOU
21	Schafer, Jordan	LHP/OF	STL	44	Turner, Jacob	RHP	MIA
50	Schlitter, Brian	RHP	LAD	79	Uceta, Adonis	RHP	NYM
79	Schrock, Max	INF	STL	0	Upton, Melvin Jr.	OF	CLE
35	Schultz, Bo	RHP	PIT	85	Urias, Luis	INF	SD
69	Schwindel, Frank	INF	KC	72	Valdez, Framber	LHP	HOU
80	Scivique, Kade	C	ATL	66	Valdez, Jose	RHP	SF
82	Scott, Tayler	RHP	TEX	76	Vallot, Chase	C	KC
26	Scribner, Evan	RHP	TB	5	Van Slyke, Scott	OF	MIA
68	Selsky, Steve	OF	BOS	58	Vargas, Cesar	RHP	WSH
79	Senzel, Nick	INF	CIN	83	Vasto, Jerry	LHP	COL
69	Shafer, Justin	RHP	TOR	76	Vázquez, Jan	C	COL
62	Shaffer, Richie	INF	CLE	77	Velazquez, Andrew	INF	TB
79	Shaw, Chris	OF	SF	41	Venditte, Pat	LHP/RHP	LAD
86	Sheffield, Justus	LHP	NYN	49	Venters, Jonny	LHP	TB
64	Shore, Logan	RHP	OAK	80	Vigil, Rodrigo	C	MIA
3	Shuck, JB	OF	MIA	71	Vincej, Zach	INF	SEA
49	Sierra, Moises	OF	WSH	85	Voelker, Paul	RHP	DET
73	Sierra, Yaisel	RHP	LAD	66	Volstad, Chris	RHP	CWS
89	Skole, Matt	INF	CWS	86	Vosler, Jason	INF	CHI
48	Smith, Chris	RHP	WSH	73	Wade, LaMonte	OF	MIN
82	Smith, Drew	RHP	NYM	63	Wahl, Bobby	RHP	OAK
79	Smith, Will	C	LAD	73	Walden, Marcus	RHP	BOS
68	Snow, Forrest	RHP	TB	83	Walding, Mitch	INF	PHI
29	Snyder, Brandon	INF	TB	51	Walsh, Colin	INF	LAA
72	Socolovich, Miguel	RHP	ATL	80	Walsh, Connor	RHP	CWS
97	Solak, Nick	INF	NYN	99	Ward, Taylor	C	LAA
17	Solano, Donovan	INF	LAD	59	Warren, Art	RHP	SEA
66	Solano, Jhonatan	C	WSH	69	Weber, Ryan	RHP	TB
64	Solis, Ali	C	CHI	89	Weir, T.J.	RHP	SD
79	Soroka, Mike	RHP	ATL	62	Weiss, Erich	INF	PIT
75	Sparkman, Glenn	RHP	KC	94	Widener, Taylor	RHP	NYN
86	Springs, Jeffrey	LHP	TEX	59	Wilhelmsen, Tom	RHP	SD
51	Stassi, Brock	INF	MIN	65	Wilk, Adam	LHP	CLE
84	Staumont, Josh	RHP	KC	79	Williams, Jackson	C	PIT
83	Stephens, Jordan	RHP	CWS	68	Williams, Mason	OF	CIN
80	Stewart, DJ	OF	BAL	46	Wilson, Bobby	C	MIN
60	Stilson, John	RHP	PIT	51	Wimmers, Alex	RHP	MIA
66	Stock, Robert	RHP	SD	78	Wingenter, Trey	RHP	SD
73	Straw, Myles	OF	HOU	73	Wisdom, Patrick	INF	STL
77	Stubbs, Garrett	C	HOU	59	Wojciechowski, Asher	RHP	BAL
76	Suarez, Andrew	LHP	SF	73	Wong, Kean	INF	TB
80	Sullivan, Brett	C	TB	61	Wood, Eric	INF	PIT
68	Sulser, Cole	RHP	CLE	19	Wood, Travis	LHP	DET
76	Sweeney, Darnell	INF	CIN	87	Woodford, Jacob	RHP	STL
67	Tajeron, Travis	OF	LAD	52	Worley, Vance	RHP	CIN
81	Tanielu, Nick	INF	HOU	78	Wren, Kyle	OF	MIL
86	Tapia, Domingo	RHP	CIN	81	Wright, Kyle	RHP	ATL
93	Tate, Dillon	RHP	NYN	92	Yamamoto, Jordan	RHP	MIA
84	Tatis, Fernando Jr.	INF	SD	91	Yardley, Eric	RHP	SD
83	Tavárez, Aneury	OF	BOS	76	Ynoa, Michael	RHP	CWS
61	Taylor, Beau	C	OAK	85	Young, Chesny	INF	CHI
81	Taylor, Corey	RHP	NYM	32	Young, Chris	RHP	SD
83	Tebow, Tim	OF	NYM	9	Young, Eric Jr.	OF	LAA
17	Tejada, Rubén	INF	BAL	71	Younginer, Madison	RHP	SF
85	Thaiss, Matt	INF	LAA	67	Zarate, Robert	LHP	CLE
9	Thole, Josh	C	ARI	88	Zarraga, Shawn	C	LAD
75	Thompson, David	INF	NYM	90	Zavala, Seby	C	CWS

ALPHABETICAL LISTING OF 2018 SPRING TRAINING UMPIRES

Bold indicates Minor League call-up umpires assigned to MLB Spring Training games;

Italics indicate Crew Chiefs

Additon, Ryan	67	Iassogna, Dan	58
Baker, Jordan	71	Javerro, January	--
Barber, Sean	29	Johnson, Adrian	80
Barksdale, Lance	23	<i>Kellogg, Jeff</i>	8
Barrett, Lance	94	Knight, Brian	91
<i>Barrett, Ted</i>	65	Kulpa, Ron	46
Barry, Scott	87	<i>Layne, Jerry</i>	24
Bellino, Dan	2	Lentz, Nic	59
Blakney, Ryan	36	Libka, John	84
Blaser, Cory	89	Little, Will	93
Bucknor, CB	54	Livensparger, Shane	43
Carapazza, Vic	19	Mahrley, Nick	48
Carlson, Mark	6	Marquez, Alfonso	72
<i>Cederstrom, Gary</i>	38	May, Ben	97
Conroy, Chris	98	<i>Meals, Jerry</i>	41
Cooper, Eric	56	<i>Miller, Bill</i>	26
<i>Culbreth, Fieldin</i>	25	Morales, Gabe	47
Cuzzi, Phil	10	Muchlinski, Mike	76
Danley, Kerwin	44	Nauert, Paul	39
<i>Davis, Gerry</i>	12	<i>Nelson, Jeff</i>	45
De Jesus, Ramon	18	O’Nora, Brian	7
<i>DeMuth, Dana</i>	32	Ortiz, Roberto	40
Diaz, Laz	63	Porter, Alan	64
DiMuro, Mike	16	Rackley, David	86
Drake, Rob	30	Randazzo, Tony	11
Dreckman, Bruce	1	Rehak, Jeremie	--
Eddings, Doug	88	Reyburn, D.J.	17
Emmel, Paul	50	Reynolds, Jim	77
Estabrook, Mike	83	Ripperger, Mark	90
<i>Everitt, Mike</i>	57	Scheurwater, Stu	85
Fairchild, Chad	4	Segal, Chris	96
Fletcher, Andy	49	Tichenor, Todd	13
Foster, Marty	60	Timmons, Tim	95
Gibson, Greg	53	Torres, Carlos	37
Gibson, Tripp	73	Tumpane, John	74
Gonzalez, Manny	79	<i>Vanover, Larry</i>	27
<i>Gorman, Brian</i>	9	<i>Wegner, Mark</i>	14
Guccione, Chris	68	Welke, Bill	3
<i>Hallion, Tom</i>	20	Wendelstedt, Hunter	21
Hamari, Adam	78	<i>West, Joe</i>	22
Hernandez, Angel	5	Whitson, Chad	62
Hickox, Ed	15	<i>Winters, Mike</i>	33
Hoberg, Pat	31	Wolcott, Quinn	81
<i>Holbrook, Sam</i>	34	Wolf, Jim	28
Hoye, James	92	Woodring, Tom	75
Hudson, Marvin	51		

NOTES