




OAKLAND ATHLETICS

Minor League Report

Oakland Athletics Baseball Company • 7000 Coliseum Way • Oakland, CA 94621
510-638-4900 • Public Relations Facsimile 510-562-1633 • www.oaklandathletics.com

Tuesday, August 10, 2010




SACRAMENTO RIVER CATS
Triple-A – Pacific Coast League
Manager: Tony DeFrancesco

Yesterday: Loss at Round Rock, 11-7 **Standing:** 62-55, 2nd, 2.0 GB
Today: at Round Rock 5:05 pm PT
Probables: LHP Bobby Cramer (0-0, 4.50) vs. RHP Jordan Lyles (0-0, 0.00)

River Cats Notables

- **IF Dallas McPherson** has homered in back-to-back games and has now hit safely in each of his last eight games (.382, 13 for 34).
- **IF Eric Sogard** extended his hitting streak to eight games yesterday and is batting .333 (11 for 33) over that span.
- **IF Steven Tolleson** also extended his hitting streak to eight games yesterday and is batting .444 (16 for 36) during that span...ranks fifth in the Pacific Coast League with a .332 batting average.
- **OF Corey Wimberly** has hit safely in 19 of his last 23 games and is batting .347 (33 for 95) during that stretch...is first in the PCL in stolen bases (44) and is tied for fourth in runs (80).



KANE COUNTY COUGARS
Single-A – Midwest League
Manager: Aaron Nieckula

Yesterday: Win at Burlington, 8-0 **Standing:** 26-17, T-1st, -- GB
Today: at Burlington 4:30 pm PT
Probables: RHP Murphy Smith (6-0, 4.08) vs. RHP Elisaul Pimentel (0-1, 3.60)

Cougars Notables

- **IF Conner Crumbliss** extended his hitting streak to 10 games yesterday and is batting .341 (15 for 44) during that stretch...ranks first in the Midwest League in walks (95), third in runs (75) and is fifth in on-base percentage (.408).
- **LHP Ian Krol** threw five scoreless innings yesterday (7 h, 0 bb, 3 so) to earn his ninth win, which is tied for second most in the ML...is second in both WHIP (0.95) and opponents batting average (.215) and is fourth in ERA (2.53).
- **OF Rashun Dixon** had his 11-game hitting streak snapped yesterday and is now batting .455 (20 for 44) over his last 12 games.



MIDLAND ROCKHOUNDS
Double-A – Texas League
Manager: Darren Bush

Yesterday: Loss vs. Corpus Christi, 8-2 **Standing:** 23-21, 1st, -- GB
Today: Off day

RockHounds Notables

- **OF Corey Brown** has hit safely in 11 of his last 13 games and is batting .375 (15 for 40) during that span...ranks second in the Texas League in hitting (.331) and on-base percentage (.427) and is fourth in slugging percentage (.513).
- **LHP Anthony Capra** is tied for first in the TL in games started (23), tied for fourth in strikeouts (100) and is fifth among starters in opponents batting average (.251).
- **IF Alex Valdez** is tied for second in triples (7), is third in runs scored (69) and is fifth in hits (111).



VANCOUVER CANADIANS
Single-A (Short Season) – Northwest League
Manager: Rick Magnante

Yesterday: Win vs. Tri-City, 4-3 **Standing:** 9-4, T-1st, -- GB
Today: Off day

Canadians Notables

- **OF Jeff Bercume** went 2 for 4 with a triple and scored twice yesterday...has now hit safely in 18 of his last 20 games and is batting .345 (29 for 84) over that stretch.
- **IF Wade Kirkland** has hit safely in nine of 11 games (.347, 17 for 49)...is tied for first in the Northwest League in doubles (14), tied for third in hits (58) and is 10th in batting average (.307).
- **OF Douglas Landaeta** has hit safely in 29 of his last 33 games (.307, 42 for 137)...is second in the NL in hits (61) and is tied for fifth in hitting (.309).




STOCKTON PORTS
Single-A – California League
Manager: Steve Scarsone

Yesterday: Off day **Standing:** 23-20, 2nd, 4.0 GB
Today: at Inland Empire 7:05 pm PT
Probables: RHP Shawn Haviland (7-6, 3.82) vs. RHP Ethan Martin (9-10, 5.61)

Ports Notables

- **OF Jermaine Mitchell** is on an 11-game hitting streak and is batting .386 (17 for 44) over that span...has now hit safely in 22 of his past 24 games (.418, 41 for 98).
- **IF Grant Green** is second in the California League in hits (137), tied for fourth in doubles (30), is fifth in runs scored (80) and is tied for ninth in hitting (.313).
- **RHP Paul Smyth** is tied for fourth among CL relievers in opponents batting average (.209) and is fifth in saves (19).



ARIZONA A'S
Rookie – Arizona League
Manager: Marcus Jensen

Yesterday: Win vs. Royals, 6-3 **Standing:** 20-19, 2nd, 6.0 GB
Today: vs. Indians 7:00 pm PT
Probables: TBA vs. TBA

A's Notables

- **OF Conor Jackson** went 0 for 2 with a RBI yesterday and is now 0 for 4 with a RBI and two strikeouts in two rehab appearances with Arizona.
- **OF Royce Consigli** is tied for third in the Arizona League in triples (4) and is 10th in batting average (.323)
- **LHP Omar Duran** is fifth among AL relievers with a 13.11 SO/9 IP ratio.

MINOR LEAGUE TRANSACTIONS

Aug. 7 Placed Adam Heether (SAC) on the DL with a right shoulder strain
Aug. 8 Sent Conor Jackson (OAK) to AZ on a rehab assignment
Aug. 8 Transferred Graham Godfrey from MID to SAC
Aug. 9 Recalled Chris Carter from SAC to OAK
Aug. 9 Recalled Jeff Larish from SAC to OAK
Aug. 9 Transferred Adrian Cardenas from MID to SAC
Aug. 9 Optioned Matt Carson from OAK to SAC
Aug. 9 Reinstated J.C. Holt (MID) from the DL

Round Rock Express (49-68) 11, Sacramento River Cats (62-55) 7
August 9, 2010

	1	2	3	4	5	6	7	8	9	R	H	E
Sacramento	0	6	0	0	0	0	0	0	1	7	13	2
Round Rock	0	1	1	0	4	4	1	0	x	11	17	1

Sacramento	AB	R	H	RBI	BB	SO	LOB	AVG	Round Rock	AB	R	H	RBI	BB	SO	LOB	AVG
Wimberly, LF	5	1	2	0	0	1	0	.289	Shuck, CF	5	0	0	0	0	0	5	.282
Sogard, 2B	4	1	2	1	1	0	2	.300	Hernandez, A, SS	5	2	2	0	0	2	1	.400
Buck, T, RF	4	1	2	2	0	1	2	.309	Locke, RF	5	3	4	2	0	0	0	.282
McPherson, DH	4	1	2	1	1	1	1	.265	Shelton, 1B	5	0	1	0	0	3	4	.286
Tolleson, SS	5	0	2	1	0	0	5	.332	Kata, DH	3	2	1	1	2	0	2	.281
Taylor, M, CF	5	1	1	0	0	2	6	.267	DeLome, LF	5	1	2	1	0	0	2	.248
Cardenas, 3B	5	1	1	0	0	1	2	.227	Navarro, 2B	4	2	1	1	1	1	3	.273
Baisley, 1B	3	1	1	2	1	1	0	.262	Maysonet, 3B	5	1	3	4	0	1	5	.249
Price, C	4	0	0	0	0	2	2	.188	Bellorin, C	5	0	3	2	0	1	2	.197
Banwart, P	0	0	0	0	0	0	0	.000	Trinidad, P	0	0	0	0	0	0	0	.074
Lansford, P	0	0	0	0	0	0	0	.000	Corcoran, P	0	0	0	0	0	0	0	.400
Ramirez, E, P	0	0	0	0	0	0	0	.000	Majewski, P	0	0	0	0	0	0	0	.000
Benacka, P	0	0	0	0	0	0	0	.000	Totals	42	11	17	11	3	8	24	.269
Totals	39	7	13	7	3	9	20	.269									

BATTING

2B: Sogard 2 (23, Trinidad, Trinidad), Cardenas (4, Trinidad).
HR: McPherson (13, 9th inning off Majewski, 0 on, 0 out).
TB: Wimberly 2; Sogard 4; Buck, T 2; McPherson 5; Tolleson 2; Taylor, M; Cardenas 2; Baisley.
RBI: Baisley 2 (19), Sogard (48), Buck, T 2 (14), Tolleson (43), McPherson (51).
Runners left in scoring position, 2 out: Tolleson; Sogard; Cardenas; Taylor, M 2.
GIDP: Buck, T; Taylor, M.
Team RISP: 3-for-11.
Team LOB: 9.

FIELDING

E: Tolleson (18, fielding), Sogard (10, missed catch).
DP: (Tolleson-Baisley).

BATTING

2B: Navarro (18, Banwart), Maysonet 2 (9, Banwart, Banwart), Locke (28, Lansford), Kata (21, Lansford).
HR: Locke (14, 7th inning off Ramirez, E, 0 on, 1 out).
TB: Hernandez, A 2; Locke 8; Shelton; Kata 2; DeLome 2; Navarro 2; Maysonet 5; Bellorin 3.
RBI: Maysonet 4 (28), DeLome (41), Bellorin 2 (12), Locke 2 (63), Kata (45), Navarro (27).
2-out RBI: Maysonet 3; Bellorin 2.
Runners left in scoring position, 2 out: Kata; Shuck 3; Maysonet 2.
GIDP: Hernandez, A.
Team RISP: 7-for-20.
Team LOB: 10.

FIELDING

E: Hernandez, A (1, fielding).
DP: 2 (Majewski-Hernandez, A-Shelton, Maysonet-Navarro-Shelton).

Sacramento	IP	H	R	ER	BB	SO	HR	ERA	Round Rock	IP	H	R	ER	BB	SO	HR	ERA
Banwart	4.2	9	6	6	3	4	0	6.34	Trinidad	5.1	11	6	6	2	6	0	5.02
Lansford (L, 1-1)	0.2	4	3	3	0	1	0	7.36	Corcoran (W, 2-10)	1.2	0	0	0	0	3	0	4.83
Ramirez, E	1.2	3	2	1	0	2	1	3.99	Majewski	2.0	2	1	1	1	0	1	5.27
Benacka	1.0	1	0	0	0	1	0	3.72	Totals	9.0	13	7	7	3	9	1	4.66
Totals	8.0	17	11	10	3	8	1	4.32									

WP: Banwart 2.

HBP: Buck, T (by Trinidad).

Pitches-strikes: Banwart 106-59, Lansford 24-15, Ramirez, E 23-16, Benacka 12-10, Trinidad 107-70, Corcoran 21-14, Majewski 19-12.

Groundouts-flyouts: Banwart 5-5, Lansford 0-1, Ramirez, E 0-2, Benacka 1-1, Trinidad 7-3, Corcoran 2-0, Majewski 5-1.

Batters faced: Banwart 26, Lansford 6, Ramirez, E 9, Benacka 4, Trinidad 31, Corcoran 5, Majewski 7.

Inherited runners-scored: Lansford 1-1, Ramirez, E 1-1, Corcoran 2-0.

Umpires: HP: Casey Moser. 1B: Michael Lusk. 2B: . 3B: Tyler Funneman.

Weather: 98 degrees, partly cloudy.

Wind: 8 mph, Out to LF.

T: 3:03.

Att: 8,131.

Choose a highlighted category to sort. NOTE: Rate stats do not use qualifiers.

		GI ---GAMES BY POSITION---																												
BATTERS	AVG	G	AB	R	H	2B	3B	HR	RBI	TB	BB	IBB	SO	SB	CS	OBP	SLG	OPS	SF	SAC	HBP	DP	1B	2B	3B	SS	OF	C	E	
Baisley, Jeff	.262	28	103	16	27	7	0	4	19	46	9	2	27	1	0	.345	.447	.791	0	0	4	4	6	0	21	0	0	0	1	
* Buck, Travis	.309	18	68	13	21	4	2	1	14	32	5	0	17	1	2	.375	.471	.846	3	0	4	2	0	0	0	0	13	0	0	
* Cardenas, Adrian	.227	32	119	15	27	4	0	1	10	34	9	1	18	1	1	.281	.286	.567	0	1	0	6	0	13	17	0	0	0	9	
Carson, Matt	.301	51	193	39	58	14	2	9	29	103	20	1	44	10	4	.376	.534	.910	1	0	4	4	0	0	0	0	51	0	2	
Donaldson, Josh	.234	84	286	51	67	12	1	18	67	135	43	2	77	3	1	.331	.472	.803	7	0	2	15	3	0	8	0	1	63	9	
Heether, Adam	.228	49	145	27	33	8	0	1	13	44	31	0	33	5	2	.374	.303	.677	2	0	4	2	0	0	18	0	30	0	1	
T Heether, Adam	.237	99	329	57	78	15	1	10	41	125	54	1	68	7	3	.357	.380	.737	5	0	10	6	0	0	68	0	30	0	7	
* McPherson, Dallas	.265	64	249	35	66	13	2	13	51	122	18	1	78	1	0	.321	.490	.811	1	0	3	4	14	0	19	0	0	0	4	
Price, Jared	.188	9	32	2	6	1	0	1	4	10	2	0	15	0	0	.243	.313	.556	2	0	1	0	0	0	0	0	0	9	1	
Recker, Anthony	.243	56	173	20	42	10	1	5	26	69	14	0	47	0	0	.296	.399	.695	2	0	0	2	1	0	0	0	0	46	4	
* Sogard, Eric	.300	111	416	67	125	23	4	2	48	162	57	1	53	13	6	.387	.389	.776	2	1	3	6	0	93	14	0	0	0	10	
Taylor, Michael	.267	100	367	59	98	21	5	5	63	144	41	1	77	11	4	.345	.392	.738	2	0	4	19	0	0	0	0	95	0	7	
Tolleson, Steven	.332	79	289	52	96	17	3	9	43	146	36	0	49	8	2	.411	.505	.916	2	4	4	6	0	5	13	53	6	0	18	
# Wimberly, Corey	.289	112	440	80	127	13	5	2	43	156	43	1	54	44	16	.369	.555	.723	2	12	14	11	0	8	8	29	76	0	12	
Other	.252	317	1115	188	281	65	6	50	199	508	148	5	285	9	1	.344	.456	.799	5	4	10	16								
Team Total	.269	117	4001	665	1076	213	31	121	630	1714	476	15	878	107	39	.352	.428	.781	31	22	57	97								111

PITCHERS	W	L	ERA	G	GS	CG	SHO	SV	SVO	IP	H	R	ER	HR	HB	BB	IBB	SO	BK	WP	GO/AO	DP	WHIP	AVG	AB	TBF	SF	GF	HL
Banwart, Travis	2	2	6.34	10	7	0	0	0	1	44.0	56	32	31	6	0	18	0	48	0	3	0.84	2	1.68	.308	182	202	1	0	
Benacka, Michael	4	2	3.72	30	0	0	0	3	5	36.1	21	16	15	4	1	24	1	47	0	7	1.00	2	1.24	.171	123	152	2	13	
* Blackley, Travis	1	1	1.63	7	4	0	0	0	0	27.2	23	5	5	2	2	13	0	30	0	0	0.59	0	1.30	.223	103	119	1	0	
* Bowers, Cedrick	1	1	3.70	22	0	0	0	0	1	24.1	18	11	10	1	1	17	0	36	0	0	1.00	1	1.44	.200	90	109	0	6	
* Cramer, Bobby	0	0	4.50	1	1	0	0	0	0	4.0	8	2	2	0	0	1	0	1	0	0	1.00	0	2.25	.421	19	20	0	0	
* DiNardo, Lenny	2	5	3.52	9	9	1	0	0	0	46.0	56	27	18	5	3	14	1	28	0	1	1.56	8	1.52	.303	185	203	0	0	
Giese, Dan	0	0	1.74	8	0	0	0	0	0	10.1	9	2	2	2	0	2	0	4	0	0	0.63	0	1.06	.225	40	42	0	1	
Godfrey, Graham	4	7	5.31	23	16	0	0	0	0	105.0	104	72	62	9	8	51	3	85	0	4	0.68	6	1.48	.261	398	469	7	4	
* Halama, John	4	2	6.09	12	12	0	0	0	0	68.0	87	50	46	12	1	21	2	28	0	2	1.69	12	1.59	.325	268	296	2	0	
Hernandez, Fernando	4	6	5.66	34	4	0	0	2	3	62.0	71	50	39	7	5	24	1	54	0	4	0.97	1	1.53	.281	253	289	3	13	
Hunton, Jon	5	4	3.48	40	0	0	0	0	2	51.2	56	26	20	4	0	19	2	30	0	2	0.85	3	1.45	.271	207	229	3	10	
James, Justin	0	1	0.93	8	0	0	0	0	1	9.2	10	1	1	0	0	6	1	14	0	0	0.67	0	1.66	.263	38	45	0	4	
* Kilby, Brad	0	0	5.54	12	0	0	0	0	0	13.0	18	8	8	0	1	6	0	18	0	0	0.43	0	1.85	.327	55	63	0	3	
Lansford, Jared	1	1	7.36	9	0	0	0	0	0	11.0	16	9	9	0	1	4	0	12	0	1	1.10	1	1.82	.333	48	53	0	2	
McBeth, Marcus	0	1	6.46	14	0	0	0	0	2	15.1	18	14	11	2	0	16	1	14	0	2	0.68	2	2.22	.290	62	80	2	5	
Middleton, Kyle	6	8	3.77	23	14	0	0	1	1	102.2	97	56	43	10	3	48	1	69	0	4	0.92	13	1.41	.255	380	436	1	4	
Mortensen, Clay	11	5	3.89	21	21	0	0	0	0	136.1	129	71	59	12	2	40	2	97	0	10	1.92	17	1.24	.252	511	562	5	0	
Price, Jared	0	0	0.00	1	0	0	0	0	0	1.0	0	0	0	0	0	1	0	1	0	0	1.00	0	1.00	.000	3	4	0	1	
Ramirez, Edwar	3	2	3.99	29	0	0	0	0	1	38.1	39	19	17	5	0	18	3	30	0	5	0.74	1	1.49	.265	147	169	1	6	
Ross, Tyson	2	1	3.55	6	6	0	0	0	0	25.1	22	10	10	1	4	13	0	30	0	1	4.25	5	1.38	.253	87	106	0	0	
Other	12	6	4.20	106	23	0	0	22	26	203.2	199	118	95	17	9	99	4	200	3	13	0.98	8	1.46	.254	784	902	8	44	
Team Total	62	55	4.32	117	117	1	4	28	43	1035.2	1057	599	497	99	41	455	22	876	3	59	1.06	82	1.46	.265	3983	4550	36	116	3

KEY: * - lefthanded hitter/pitcher, # - switch hitter

Corpus Christi Hooks (54-60) 8, Midland RockHounds (58-56) 2
August 9, 2010

	1	2	3	4	5	6	7	8	9	R	H	E
Corpus Christi	1	0	0	0	3	4	0	0	0	8	12	1
Midland	0	0	0	0	0	2	0	0	2	4	1	

Corpus Christi	AB	R	H	RBI	BB	SO	LOB	AVG	Midland	AB	R	H	RBI	BB	SO	LOB	AVG
Manzella, SS	4	3	2	0	0	0	2	.429	Weeks, 2B	4	0	0	0	0	1	1	.275
Vallejo, 3B	1	0	0	0	0	1	0	.122	Gilbert, LF	3	1	0	0	0	1	0	.255
Cartwright, 2B	5	1	2	0	0	1	2	.273	Horton, SS	4	0	0	0	0	2	1	.274
Martinez, J.D., RF	5	2	3	4	0	1	1	.326	Brown, C, CF	3	1	1	1	1	1	0	.331
Clemens, 1B	4	2	1	0	1	1	1	.258	Majewski, V, 1B	4	0	1	1	0	1	1	.262
Parejo, LF	5	0	2	2	0	0	1	.361	Peterson, S, DH	4	0	1	0	0	0	1	.257
Gaston, CF	4	0	2	1	0	2	1	.259	Valdez, A, 3B	3	0	0	0	0	0	2	.261
Van Ostrand, DH	3	0	0	0	2	2	2	.237	Sulentic, RF	3	0	1	0	0	1	2	.274
Santangelo, C	2	0	0	0	2	0	1	.217	Ortiz, G, C	3	0	0	0	0	1	1	.222
Affronti, 3B-SS	5	0	0	0	0	2	7	.272	Capra, P	0	0	0	0	0	0	0	.000
Johnson, Je, P	0	0	0	0	0	0	0	.375	Gordon, P	0	0	0	0	0	0	0	.000
Buzachero, P	0	0	0	0	0	0	0	.000	Wagner, N, P	0	0	0	0	0	0	0	.000
Nevarez, P	0	0	0	0	0	0	0	.000	Storey, M, P	0	0	0	0	0	0	0	.000
Leon, P	0	0	0	0	0	0	0	.000	Sewell, P	0	0	0	0	0	0	0	.000
Wells, J, P	0	0	0	0	0	0	0	.000	Totals	31	2	4	2	1	8	9	.262
Totals	38	8	12	7	5	10	18	.255									

BATTING

2B: Manzella (1, Capra), Clemens (17, Gordon), Martinez, J.D. (4, Wagner, N).
 HR: Martinez, J.D. (3, 5th inning off Gordon, 1 on, 1 out).
 TB: Manzella 3; Cartwright 2; Martinez, J.D. 7; Clemens 2; Parejo 2; Gaston 2.
 RBI: Martinez, J.D. 4 (17), Parejo 2 (14), Gaston (42).
 Runners left in scoring position, 2 out: Manzella 2; Affronti 3.
 S: Santangelo.
 SF: Gaston.
 Team RISP: 4-for-9.
 Team LOB: 10.

BASERUNNING

SB: Parejo (5, 2nd base off Wagner, N/Ortiz, G).

FIELDING

E: Cartwright (1, throw).

BATTING

3B: Brown, C (6, Leon).
 TB: Brown, C 3; Majewski, V; Peterson, S; Sulentic.
 RBI: Brown, C (41), Majewski, V (40).
 Runners left in scoring position, 2 out: Weeks; Sulentic 2.
 Team RISP: 2-for-5.
 Team LOB: 4.

FIELDING

E: Valdez, A (16, fielding).

Corpus Christi	IP	H	R	ER	BB	SO	HR	ERA	Midland	IP	H	R	ER	BB	SO	HR	ERA
Johnson, Je	2.0	0	0	0	0	2	0	4.09	Capra (L, 6-10)	2.0	3	1	1	1	1	0	4.34
Buzachero (W, 1-0)	3.0	1	0	0	0	2	0	0.00	Gordon	2.2	4	3	2	1	4	1	5.43
Nevarez	1.0	0	0	0	0	0	0	4.55	Wagner, N	0.1	4	4	4	3	0	0	4.00
Leon	2.0	3	2	2	0	3	0	5.84	Storey, M	3.0	1	0	0	0	4	0	3.60
Wells, J	1.0	0	0	0	1	1	0	3.61	Sewell	1.0	0	0	0	0	1	0	5.79
Totals	9.0	4	2	2	1	8	0	3.59	Totals	9.0	12	8	7	5	10	1	4.01

Wagner, N pitched to 5 batters in the 6th.

WP: Wagner, N.

HBP: Gilbert (by Leon).

Pitches-strikes: Johnson, Je 20-13, Buzachero 38-26, Nevarez 10-6, Leon 40-27, Wells, J 19-10, Capra 32-19, Gordon 56-35, Wagner, N 34-15, Storey, M 30-25, Sewell 11-7.

Groundouts-flyouts: Johnson, Je 4-0, Buzachero 2-5, Nevarez 2-1, Leon 3-0, Wells, J 1-1, Capra 2-2, Gordon 0-3, Wagner, N 1-0, Storey, M 0-5, Sewell 1-1.

Batters faced: Johnson, Je 6, Buzachero 10, Nevarez 3, Leon 10, Wells, J 4, Capra 10, Gordon 14, Wagner, N 8, Storey, M 10, Sewell 3.

Inherited runners-scored: Wagner, N 1-0, Storey, M 2-1.

Umpires: HP: Brett Robson. 1B: Stu Scheurwater. 2B: . 3B: Kelvin Bultron.

Weather: 96 degrees, partly cloudy.

Wind: 9 mph, R to L.

T: 2:40 (2:03 delay).

Att: 3,229.

Choose a highlighted category to sort. NOTE: Rate stats do not use qualifiers.

GI ---GAMES BY POSITION---

BATTERS	AVG	G	AB	R	H	2B	3B	HR	RBI	TB	BB	IBB	SO	SB	CS	OBP	SLG	OPS	SF	SAC	HBP	DP	1B	2B	3B	SS	OF	C	E
* Brown, Corey	.331	72	263	48	87	12	6	8	41	135	43	1	71	16	0	.427	.513	.940	1	0	2	4	0	0	0	0	64	0	4
Gilbert, Archie	.255	98	373	54	95	28	0	10	46	153	44	0	53	25	10	.340	.410	.751	3	1	6	9	0	0	0	0	88	0	2
* Holt, J.C.	.243	37	152	21	37	3	1	2	14	48	8	0	33	7	0	.284	.316	.600	1	2	1	6	0	30	0	0	0	0	6
* Horton, Josh	.274	82	329	42	90	15	3	3	35	120	30	1	41	4	2	.337	.365	.702	3	0	3	8	0	0	0	80	0	0	11
* Majewski, Val	.262	56	210	28	55	13	0	8	40	92	30	1	51	4	1	.354	.438	.792	2	0	1	9	4	0	0	0	41	0	0
* Napoleon, Dusty	.200	4	10	0	2	1	0	0	0	3	3	0	0	0	0	.385	.300	.685	0	0	0	1	0	0	0	0	0	4	1
Ortiz, Gabriel	.222	29	99	9	22	5	0	1	12	30	4	0	26	1	1	.257	.303	.560	1	0	1	5	1	0	0	0	0	29	3
Paramore, Petey	.209	43	134	14	28	4	0	3	11	41	24	1	39	0	0	.333	.306	.639	0	0	1	6	0	0	0	0	0	43	2
* Peterson, Shane	.257	102	366	47	94	19	0	5	46	128	43	0	85	8	2	.349	.350	.699	4	0	11	8	40	0	0	0	51	0	3
* Sulentic, Matthew	.274	98	351	42	96	15	2	1	37	118	41	1	93	10	5	.350	.336	.686	3	3	2	8	0	0	0	0	77	0	3
# Valdez, Alex	.261	108	425	69	111	21	7	11	58	179	35	4	101	7	1	.323	.421	.745	2	1	5	8	0	21	70	6	0	0	16
# Weeks, Jemile	.275	43	171	29	47	11	3	2	19	70	20	0	23	7	5	.355	.409	.765	3	1	3	1	0	42	0	0	0	0	6
Other	.254	272	955	119	243	53	7	13	119	349	115	7	224	16	16	.338	.365	.703	18	1	14	25							
Team Total	.262	114	3838	522	1007	200	29	67	478	1466	440	16	840	105	43	.343	.382	.725	41	9	50	98							102

PITCHERS	W	L	ERA	G	GS	CG	SHO	SV	SVO	IP	H	R	ER	HR	HB	BB	IBB	SO	BK	WP	GO/AO	DP	WHIP	AVG	AB	TBF	SF	GF
* Capra, Anthony	6	10	4.34	23	23	0	0	0	0	105.2	98	57	51	9	5	71	0	100	0	7	0.98	9	1.60	.251	391	478	4	0
De Los Santos, Fautino	0	2	5.75	15	0	0	0	0	1	20.1	18	14	13	1	2	8	0	34	0	2	1.33	0	1.28	.225	80	91	0	4
* Edell, Ryan	7	4	3.15	16	15	0	0	0	0	91.1	105	35	32	3	2	14	0	60	0	3	1.41	11	1.30	.289	363	382	0	0
* Figueroa, Pedro	1	6	5.30	13	13	0	0	0	0	71.1	84	45	42	6	2	29	1	57	5	4	1.39	3	1.58	.295	285	319	2	0
Friend, Justin	2	2	2.89	27	1	0	0	0	2	43.2	48	20	14	0	1	26	1	41	1	3	1.31	3	1.69	.286	168	199	2	6
* Gordon, Derrick	2	2	5.43	33	0	0	0	1	2	56.1	53	39	34	6	3	28	2	48	0	7	0.95	3	1.44	.249	213	251	3	6
* Hernandez, Carlos	8	2	4.46	21	20	0	0	0	0	105.0	119	55	52	4	2	42	0	78	0	3	1.34	8	1.53	.287	415	464	3	1
Holt, J.C.	1	0	15.43	2	0	0	0	0	0	2.1	4	4	4	0	0	2	0	0	0	0	1.33	0	2.57	.333	12	14	0	0
Leon, Arnold	0	0	6.23	3	0	0	0	0	0	4.1	6	3	3	1	0	3	0	1	0	2	1.20	0	2.08	.333	18	22	0	0
Lyman, Jeff	0	3	7.71	7	7	0	0	0	0	18.2	24	17	16	3	0	10	0	19	0	7	1.12	1	1.82	.304	79	89	0	0
* Majewski, Val	0	0	0.00	1	0	0	0	1	1	1.0	1	0	0	0	0	0	0	1	0	0	0.00	0	1.00	.250	4	4	0	1
Ortiz, Gabriel	0	0	0.00	2	0	0	0	0	0	1.2	0	0	0	0	0	3	0	0	0	0	0.25	0	1.80	.000	5	8	0	2
Sattler, Daniel	1	0	4.09	22	0	0	0	0	0	33.0	30	15	15	4	4	15	2	29	0	2	1.44	1	1.36	.244	123	145	0	8
* Sewell, Lance	0	0	5.79	5	0	0	0	0	0	4.2	6	3	3	0	0	1	0	5	0	1	0.29	0	1.50	.300	20	21	0	3
Souza, Justin	2	2	3.38	28	0	0	0	6	6	40.0	35	17	15	1	0	20	2	38	0	3	0.57	3	1.38	.230	152	174	1	11
Storey, Mickey	4	3	3.60	34	1	0	0	6	9	60.0	47	29	24	5	3	18	2	52	1	3	1.12	3	1.08	.216	218	247	6	16
Wagner, Neil	4	2	4.00	24	0	0	0	0	4	36.0	42	21	16	0	0	22	4	34	0	2	1.84	5	1.78	.288	146	169	0	6
Wright, Matt	4	2	2.66	10	10	0	0	0	0	50.2	58	20	15	7	0	4	0	30	0	2	1.05	3	1.22	.286	203	210	2	0
Other	16	16	3.44	117	24	0	0	20	25	264.0	245	126	101	15	11	118	5	190	0	26	1.44	30	1.38	.247	991	1138	10	50
Team Total	58	56	4.01	114	114	0	3	34	50	1010.0	1023	520	450	65	35	434	19	817	7	77	1.23	83	1.44	.263	3886	4425	33	114

KEY: * - lefthanded hitter/pitcher, # - switch hitter

Choose a highlighted category to sort. NOTE: Rate stats do not use qualifiers.

		GI ---GAMES BY POSITION---																											
BATTERS	AVG	G	AB	R	H	2B	3B	HR	RBI	TB	BB	IBB	SO	SB	CS	OBP	SLG	OPS	SF	SAC	HBP	DP	1B	2B	3B	SS	OF	C	E
Barfield, Jeremy	.254	109	410	54	104	17	0	10	63	151	43	1	77	1	1	.322	.368	.690	10	1	3	18	0	0	0	0	107	0	8
Carter, Yusuf	.289	25	90	21	26	7	0	9	26	60	8	0	23	1	0	.350	.667	1.017	1	0	1	1	1	0	0	0	1	16	2
Galarraga, Joel	.364	3	11	1	4	0	0	0	0	4	0	0	0	0	0	.364	.364	.727	0	0	0	0	0	0	0	0	0	3	0
Green, Grant	.313	105	438	80	137	30	5	13	63	216	34	2	101	6	5	.363	.493	.856	8	3	5	11	0	1	0	89	0	0	31
* Johnson, Todd	.212	66	245	32	52	9	3	5	30	82	21	1	55	5	3	.274	.335	.609	3	0	1	8	0	0	0	0	53	0	1
Ladendorf, Tyler	.276	99	384	49	106	25	3	5	34	152	23	0	83	17	3	.320	.396	.715	3	2	3	10	0	71	1	21	8	0	13
* Mitchell, Jermaine	.336	64	253	56	85	19	5	9	27	141	43	0	73	13	9	.438	.557	.995	0	0	3	1	0	0	0	0	59	0	4
Ortiz, Ryan	.277	58	188	35	52	12	1	8	35	90	36	0	47	1	0	.394	.479	.873	1	1	1	3	2	0	0	0	0	54	8
* Parker, Stephen	.295	112	420	79	124	32	4	16	75	212	68	1	83	3	1	.396	.505	.900	8	0	7	12	2	1	105	0	0	0	25
Pinckney, Brandon	.235	12	34	4	8	2	0	1	5	13	7	0	6	0	0	.357	.382	.739	1	3	0	0	0	9	2	0	0	0	2
Spina, Michael	.254	108	421	58	107	20	1	21	80	192	45	0	126	0	0	.335	.456	.791	3	0	8	10	93	2	4	0	0	0	14
# Thomas, David	.226	42	146	25	33	7	4	1	19	51	14	0	27	6	5	.313	.349	.663	1	1	5	2	0	0	0	0	37	0	2
Walton, Kent	.254	21	67	7	17	2	0	1	9	22	4	0	17	3	0	.292	.328	.620	1	1	0	1	0	0	0	0	12	0	0
Other	.234	230	757	94	177	34	5	14	90	263	109	2	198	13	17	.337	.347	.685	6	3	12	16							
Team Total	.267	113	3867	595	1032	216	31	113	556	1649	456	7	917	69	44	.348	.426	.774	46	15	49	93							151
PITCHERS	W	L	ERA	G	GS	CG	SHO	SV	SVO	IP	H	R	ER	HR	HB	BB	IBB	SO	BK	WP	GO/AO	DP	WHIP	AVG	AB	TBF	SF	GF	HLD
* Barham, Trey	3	1	1.99	47	0	0	0	1	5	54.1	50	21	12	1	2	16	1	46	0	0	2.11	5	1.21	.246	203	226	3	9	13
Carignan, Andrew	2	2	6.37	27	0	0	0	0	2	29.2	28	29	21	2	4	31	0	39	0	6	2.20	3	1.99	.246	114	150	0	9	1
Deal, Scott	1	4	4.00	32	1	0	0	0	1	54.0	55	29	24	6	8	18	2	35	2	5	1.26	7	1.35	.262	210	239	1	6	3
Hart, Mike	1	0	2.45	2	0	0	0	0	0	3.2	3	1	1	0	1	2	0	3	0	0	1.00	0	1.36	.214	14	17	0	0	0
Haviland, Shawn	7	6	3.82	22	22	0	0	0	0	122.2	128	65	52	12	15	31	0	134	1	10	0.87	9	1.30	.269	475	527	4	0	0
Hodsdon, Scott	2	2	6.63	36	0	0	0	0	1	57.0	72	58	42	3	4	29	2	47	1	5	1.73	8	1.77	.304	237	276	2	9	4
* Hornbeck, Ben	4	3	5.35	15	15	0	0	0	0	75.2	97	58	45	18	6	36	0	92	1	13	1.55	8	1.76	.312	311	359	3	0	0
Hunter, Brett	2	1	6.51	25	0	0	0	0	1	27.2	32	21	20	4	0	25	1	44	1	5	0.85	3	2.06	.294	109	137	2	6	5
* Marks, Justin	1	1	7.00	2	2	0	0	0	0	9.0	11	10	7	2	0	6	0	5	0	2	1.33	0	1.89	.314	35	44	1	0	0
Murray, Justin	7	4	3.99	20	14	1	0	1	2	88.0	98	43	39	8	1	47	1	68	0	7	1.07	5	1.65	.282	348	400	2	1	1
Pina, Jose	1	3	6.75	22	0	0	0	0	1	30.2	34	25	23	7	2	14	0	30	0	5	0.74	0	1.57	.281	121	142	4	6	6
Pinckney, Brandon	0	0	10.80	2	0	0	0	0	0	1.2	3	2	2	1	0	0	0	0	0	0	4.00	2	1.80	.500	6	6	0	2	0
Smyth, Paul	3	5	2.64	46	0	0	0	19	28	64.2	50	28	19	3	3	18	4	77	0	4	1.48	2	1.05	.209	239	265	0	34	1
Thomas, Daniel	0	0	8.71	9	0	0	0	1	2	10.1	7	11	10	0	2	13	1	13	0	3	0.78	0	1.94	.189	37	52	0	4	2
Tomko, Brett	0	1	7.52	6	6	0	0	0	0	26.1	37	22	22	11	3	7	0	22	0	3	0.62	0	1.67	.322	115	125	0	0	0
* Williamson, Fabian	3	0	3.47	8	8	0	0	0	0	36.1	38	16	14	4	3	19	0	35	0	2	1.33	6	1.57	.277	137	162	1	0	0
Other	17	26	5.43	109	45	0	0	3	4	310.0	352	204	187	35	17	115	2	268	0	20	0.93	20	1.51	.285	1235	1394	17	26	7
Team Total	54	59	4.83	113	113	1	1	25	47	1001.2	1095	643	538	117	71	427	14	958	6	90	1.12	78	1.52	.277	3946	4521	40	112	43

KEY: * - lefthanded hitter/pitcher, # - switch hitter

Kane County Cougars (58-54) 8, Burlington Bees (37-73) 0
August 9, 2010

	1	2	3	4	5	6	7	8	9	R	H	E
Kane County	1	0	0	0	1	2	0	0	4	8	7	0
Burlington	0	0	0	0	0	0	0	0	0	10	2	

Kane County	AB	R	H	RBI	BB	SO	LOB	AVG	Burlington	AB	R	H	RBI	BB	SO	LOB	AVG
Crumbliss, 2B	2	2	1	0	3	1	1	.264	Merrifield, CF	4	0	1	0	0	0	0	.220
House, DH	3	2	0	0	1	0	3	.261	McClure, SS	4	0	1	0	0	1	2	.308
Aliotti, A, 1B	4	1	1	1	1	1	3	.284	Testa, RF	4	0	1	0	0	0	3	.266
Dixon, Ra, CF	4	0	0	0	1	0	4	.267	Kuebler, 1B	4	0	3	0	0	0	0	.306
LeVier, LF	5	1	2	0	0	2	4	.364	Theriot, DH	4	0	1	0	0	1	5	.353
Christian, 3B	5	1	2	2	0	1	3	.274	Bonilla, J, C	0	0	0	0	0	0	0	.213
Gilmartin, SS	4	0	0	0	1	1	3	.255	Hall, 2B	3	0	0	0	1	2	2	.232
Nunez, J, C	3	0	0	0	0	2	2	.151	Batista, D, 2B-3B	3	0	2	0	1	0	1	.233
Crisotomo, RF	2	1	1	1	2	0	3	.239	Cruz, Fe, 3B-C	4	0	1	0	0	1	3	.213
Krol, P	0	0	0	0	0	0	0	.000	Richardson, H, LF	4	0	0	0	0	1	4	.183
Huttenlocker, P	0	0	0	0	0	0	0	.000	Hayenga, P	0	0	0	0	0	0	0	.000
Doolittle, P	0	0	0	0	0	0	0	.000	Mitchell, P	0	0	0	0	0	0	0	.000
Smalley, P	0	0	0	0	0	0	0	.000	Hodge Nielsen, P	0	0	0	0	0	0	0	.000
Totals	32	8	7	4	9	8	26	.253	Kelley, S, P	0	0	0	0	0	0	0	.000
									Totals	34	0	10	0	2	6	20	.233

BATTING

2B: Christian (8, Mitchell), Aliotti, A (21, Hodge Nielsen).
 3B: Christian (1, Hayenga).
 TB: Crumbliss; Aliotti, A 2; LeVier 2; Christian 5; Crisotomo.
 RBI: Christian 2 (21), Crisotomo (14), Aliotti, A (59).
 2-out RBI: Crisotomo.
 Runners left in scoring position, 2 out: LeVier; Dixon, Ra; Crumbliss; Nunez, J; Gilmartin.
 S: Nunez, J.
 GIDP: Dixon, Ra; Crisotomo.
 Team RISP: 2-for-16.
 Team LOB: 8.

BASERUNNING

SB: Crisotomo (4, 2nd base off Mitchell/Cruz, Fe), House 2 (31, 2nd base off Hayenga/Cruz, Fe, 3rd base off Hayenga/Cruz, Fe).

FIELDING

Outfield assists: Dixon, Ra (Theriot at home).
 DP: 2 (Gilmartin-Crumbliss-Aliotti, A 2).

BATTING

2B: Batista, D (12, Krol), Testa (18, Doolittle).
 TB: Merrifield; McClure; Testa 2; Kuebler 3; Theriot; Batista, D 3; Cruz, Fe.
 Runners left in scoring position, 2 out: Theriot; Richardson, H; Testa.
 GIDP: Theriot; Richardson, H.
 Team RISP: 2-for-10.
 Team LOB: 9.

FIELDING

E: Batista, D 2 (21, fielding, missed catch).
 PB: Cruz, Fe (3).
 DP: 2 (Hall-McClure-Kuebler, McClure-Kuebler).

Kane County	IP	H	R	ER	BB	SO	HR	ERA	Burlington	IP	H	R	ER	BB	SO	HR	ERA
Krol (W, 9-4)	5.0	7	0	0	0	3	0	2.53	Hayenga (L, 1-10)	5.2	4	4	3	5	4	0	6.46
Huttenlocker	2.0	1	0	0	0	3	0	2.95	Mitchell	2.1	2	0	0	0	2	0	5.35
Doolittle	1.0	2	0	0	0	0	0	1.38	Hodge Nielsen	0.0	1	4	4	4	0	0	5.85
Smalley	1.0	0	0	0	2	0	0	7.62	Kelley, S	1.0	0	0	0	0	2	0	4.64
Totals	9.0	10	0	0	2	6	0	3.89	Totals	9.0	7	8	7	9	8	0	5.27

Hodge Nielsen pitched to 5 batters in the 9th.

WP: Hayenga, Hodge Nielsen, Kelley, S.

HBP: House (by Hayenga).

Groundouts-flyouts: Krol 8-3, Huttenlocker 0-3, Doolittle 2-0, Smalley 2-1, Hayenga 12-1, Mitchell 1-4, Hodge Nielsen 0-0, Kelley, S 1-0.

Batters faced: Krol 21, Huttenlocker 7, Doolittle 4, Smalley 4, Hayenga 26, Mitchell 9, Hodge Nielsen 5, Kelley, S 3.

Inherited runners-scored: Mitchell 1-1, Kelley, S 3-2.

Umpires: HP: Asa Gaddy. 1B: John Bostwick. 2B: . 3B: .

Weather: 91 degrees, clear.

Wind: 5 mph, R to L.

T: 3:04.

Att: 979.

Choose a highlighted category to sort. NOTE: Rate stats do not use qualifiers.

GI ---GAMES BY POSITION---

BATTERS	AVG	G	AB	R	H	2B	3B	HR	RBI	TB	BB	IBB	SO	SB	CS	OBP	SLG	OPS	SF	SAC	HBP	DP	1B	2B	3B	SS	OF	C	E
* Allioti, Anthony	.284	107	377	63	107	21	1	5	59	145	77	1	113	13	3	.405	.385	.790	6	3	4	6	101	0	0	0	0	0	10
* Christian, Jason	.274	35	135	19	37	8	1	2	21	53	7	2	32	7	1	.310	.393	.703	2	0	1	1	0	1	24	7	0	0	6
* Crisotomo, Jose	.239	26	92	13	22	1	1	0	14	25	6	0	11	4	2	.286	.272	.557	0	3	0	2	0	0	0	0	24	0	1
* Crumbliss, Conner	.264	108	397	75	105	24	2	3	48	142	95	0	75	21	7	.408	.358	.765	6	4	5	6	0	95	0	0	11	0	10
Dixon, Rashun	.267	94	345	57	92	16	3	7	47	135	50	0	102	9	6	.373	.391	.765	2	0	10	5	0	0	0	0	86	0	2
Gil, Leonardo	.224	91	331	45	74	17	4	9	59	126	22	0	81	3	2	.276	.381	.657	8	2	5	9	1	0	76	6	0	0	13
# Gilmartin, Michael	.255	102	365	35	93	29	4	5	51	145	38	0	99	14	5	.332	.397	.729	4	6	6	7	0	0	0	100	0	0	23
House, Tyreace	.261	96	349	72	91	8	1	1	21	104	74	0	71	31	10	.400	.298	.698	2	5	8	6	0	0	0	0	87	0	4
* LeVier, Mitch	.364	8	33	8	12	2	1	1	8	19	3	0	4	1	0	.417	.576	.992	0	0	0	0	0	0	0	0	6	0	1
Nunez, Juan	.151	35	119	9	18	2	0	1	9	23	5	0	40	0	1	.190	.193	.384	1	2	1	1	0	0	0	0	0	34	8
Richard, Myrio	.286	89	332	45	95	27	2	1	30	129	34	0	49	11	7	.358	.389	.747	1	2	4	7	0	0	0	0	78	0	6
Stassi, Max	.245	90	343	46	84	19	1	13	49	144	32	0	122	3	3	.316	.420	.736	3	1	5	8	0	0	0	0	0	76	11
Other	.225	156	551	58	124	30	2	6	70	176	43	0	166	9	5	.288	.319	.608	5	4	8	15							
Team Total	.253	112	3769	545	954	204	23	54	486	1366	486	3	965	126	52	.344	.362	.706	40	32	57	73							135

PITCHERS	W	L	ERA	G	GS	CG	SHO	SV	SVO	IP	H	R	ER	HR	HB	BB	IBB	SO	BK	WP	GO/AO	DP	WHIP	AVG	AB	TBF	SF	GF	HLD
Doolittle, Ryan	0	0	1.38	9	0	0	0	1	1	13.0	13	2	2	2	1	0	0	10	0	1	2.63	3	1.00	.260	50	51	0	5	3
Gil, Leonardo	0	1	13.50	1	0	0	0	0	0	0.2	0	1	1	0	0	4	0	1	0	0	0.00	0	6.00	.000	2	6	0	1	0
Gilliam, Robert	5	6	4.20	18	18	0	0	0	0	100.2	99	51	47	7	5	33	0	87	2	9	0.65	5	1.31	.261	379	427	7	0	0
Guzman, Jose	3	1	3.43	36	0	0	0	15	17	42.0	38	20	16	2	1	13	0	42	1	5	1.17	2	1.21	.238	160	176	1	31	1
Hoehn, Connor	6	3	2.80	36	0	0	0	1	2	74.0	52	26	23	4	6	31	1	89	0	6	0.95	1	1.12	.195	266	309	1	7	6
* Huttenlocker, Anthony	1	1	2.95	27	0	0	0	1	1	42.2	38	14	14	1	1	12	0	46	1	1	1.26	2	1.17	.244	156	172	3	7	1
Joseph, Jonathan	1	4	4.45	9	4	0	0	0	0	28.1	28	17	14	1	3	16	1	28	0	10	0.76	3	1.55	.248	113	133	1	1	2
* Krol, Ian	9	4	2.53	23	22	0	0	0	0	113.2	90	39	32	4	6	18	1	86	3	2	1.25	4	0.95	.215	419	452	5	1	0
Lansford, Josh	1	2	4.39	33	0	0	0	0	2	41.0	46	26	20	4	3	15	0	45	2	5	0.62	1	1.49	.282	163	183	2	16	2
Mederos, Chris	4	4	2.76	10	8	0	0	0	0	42.1	36	19	13	1	2	13	0	37	0	4	1.64	2	1.16	.224	161	179	2	0	0
Nunez, Juan	0	0	0.00	1	0	0	0	0	0	0.1	0	0	0	0	0	1	0	0	0	0	0.00	0	3.00	.000	1	2	0	1	0
* Peterson, Max	4	2	3.49	25	0	0	0	2	5	38.2	29	15	15	3	2	24	1	54	0	6	1.64	2	1.37	.213	136	168	2	12	1
Schultz, Bo	5	1	2.45	34	0	0	0	0	1	58.2	41	20	16	1	9	29	2	48	2	3	3.52	7	1.19	.196	209	249	1	11	4
Smalley, Kenny	0	1	7.62	6	2	0	0	0	0	13.0	15	11	11	0	0	10	0	12	0	0	0.73	1	1.92	.283	53	63	0	2	0
Smith, Murphy	6	0	4.08	12	11	0	0	0	0	68.1	67	39	31	1	7	15	1	51	2	1	1.59	4	1.20	.257	261	291	4	0	0
Straily, Daniel	8	7	4.73	23	23	0	0	0	0	118.0	117	66	62	11	6	51	3	121	1	8	1.30	11	1.42	.267	439	505	5	0	0
Other	5	17	5.11	67	24	0	0	2	5	199.0	211	134	113	19	17	85	0	197	3	22	1.50	18	1.49	.273	772	889	7	17	8
Team Total	58	54	3.89	112	112	0	5	22	34	994.1	920	500	430	61	69	370	10	954	17	83	1.26	66	1.30	.246	3740	4255	41	112	28

KEY: * - lefthanded hitter/pitcher, # - switch hitter

Vancouver Canadians (26-25) 4, Tri-City Dust Devils (22-29) 3
August 9, 2010

	1	2	3	4	5	6	7	8	9	R	H	E
Tri-City	0	0	0	2	0	0	1	0	0	3	7	0
Vancouver	0	0	0	2	2	0	0	0	x	4	7	3

Tri-City	AB	R	H	RBI	BB	SO	LOB	AVG	Vancouver	AB	R	H	RBI	BB	SO	LOB	AVG
Laurent, CF	4	0	0	0	0	0	1	.253	Pineda, 2B	3	1	0	0	1	1	1	.300
Hines, LF	4	0	1	1	0	1	0	.268	Bercume, LF	4	2	2	1	0	0	0	.295
Sammy, SS	3	0	1	0	1	1	1	.278	Landaeta, RF	2	0	1	2	1	0	0	.311
Massanari, DH	4	1	1	0	0	1	1	.239	Kirby-Jones, 1B	3	0	1	0	0	2	0	.243
Reyes, RF	4	1	2	0	0	0	1	.267	Thompson, T, 3B	4	0	1	1	0	1	2	.287
Garneau, C	3	0	1	0	1	0	2	.230	Choice, CF	4	0	2	0	0	2	0	.200
Langfels, 3B	4	0	0	0	0	3	6	.169	Lipkin, C	3	0	0	0	0	1	4	.244
Tracy, M, 1B	4	0	0	0	0	2	3	.230	Fabiaschi, SS	2	1	0	0	1	2	1	.253
Altobelli, 2B	4	1	1	0	0	3	1	.270	Leyja, DH	3	0	0	0	0	1	2	.208
Deduno, P	0	0	0	0	0	0	0	.000	Jimenez, De, P	0	0	0	0	0	0	0	.000
Vopinek, P	0	0	0	0	0	0	0	.000	Thornton, P	0	0	0	0	0	0	0	.000
Slaats, P	0	0	0	0	0	0	0	.000	Tenholder, P	0	0	0	0	0	0	0	.000
Totals	34	3	7	1	2	11	16	.238	Totals	28	4	7	4	3	10	10	.255

BATTING

2B: Reyes (8, Jimenez, De), Altobelli (6, Thornton).
TB: Hines; Sammy; Massanari; Reyes 3; Garneau; Altobelli 2.
RBI: Hines (9).
Runners left in scoring position, 2 out: Tracy, M 2; Altobelli.
GIDP: Langfels.
Team RISP: 0-for-10.
Team LOB: 6.

FIELDING

DP: (Langfels-Tracy, M).

BATTING

3B: Bercume (2, Deduno), Choice (1, Slaats).
TB: Bercume 4; Landaeta; Kirby-Jones; Thompson, T; Choice 4.
RBI: Landaeta 2 (26), Thompson, T (15), Bercume (19).
2-out RBI: Bercume; Landaeta.
Runners left in scoring position, 2 out: Thompson, T; Lipkin.
SF: Landaeta.
GIDP: Lipkin.
Team RISP: 3-for-6.
Team LOB: 6.

BASERUNNING

CS: Landaeta (8, 2nd base by Deduno/Garneau).

FIELDING

E: Thompson, T 2 (14, fielding, fielding), Jimenez, De (1, pickoff).
Outfield assists: Bercume (Sammy at 2nd base).
DP: (Fabiaschi-Kirby-Jones).

Tri-City	IP	H	R	ER	BB	SO	HR	ERA	Vancouver	IP	H	R	ER	BB	SO	HR	ERA
Deduno (L, 0-2)	4.2	6	4	4	3	3	0	5.51	Jimenez, De (W, 4-4)	5.0	3	2	0	2	6	0	3.43
Vopinek	0.1	0	0	0	0	0	0	7.71	Thornton (H, 3)	2.0	4	1	1	0	1	0	3.52
Slaats	3.0	1	0	0	0	7	0	0.00	Tenholder (S, 2)	2.0	0	0	0	0	4	0	2.35
Totals	8.0	7	4	4	3	10	0	3.58	Totals	9.0	7	3	1	2	11	0	3.38

HBP: Kirby-Jones (by Vopinek), Lipkin (by Slaats).

Groundouts-flyouts: Deduno 6-4, Vopinek 0-1, Slaats 1-1, Jimenez, De 2-7, Thornton 3-1, Tenholder 0-2.

Batters faced: Deduno 21, Vopinek 2, Slaats 11, Jimenez, De 22, Thornton 8, Tenholder 6.

Inherited runners-scored: Vopinek 1-0.

Umpires: HP: Mike Cascioppo. 1B: Ricky Rodriguez. 2B: . 3B: .

Weather: 64 degrees, overcast.

Wind: 6 mph, L to R.

T: 2:39.

Att: 3,650.

Choose a highlighted category to sort. NOTE: Rate stats do not use qualifiers.

BATTERS	GI ---GAMES BY POSITION---																													
	AVG	G	AB	R	H	2B	3B	HR	RBI	TB	BB	IBB	SO	SB	CS	OBP	SLG	OPS	SF	SAC	HBP	DP	1B	2B	3B	SS	OF	C	E	
* Bercume, Jeff	.295	44	176	20	52	7	2	0	19	63	15	0	23	5	3	.360	.358	.718	2	5	4	2	0	0	0	0	35	0	1	
Castillo, Gernaldo	.136	16	44	3	6	1	0	0	2	7	6	0	10	1	0	.240	.159	.399	0	2	0	1	0	9	4	3	0	0	10	
Choice, Michael	.200	3	10	1	2	0	1	0	0	4	4	0	6	0	0	.429	.400	.829	0	0	0	0	0	0	0	0	3	0	0	
Fabiaschi, Michael	.253	26	79	11	20	4	1	0	3	26	15	0	21	2	1	.392	.329	.721	0	2	3	0	0	14	1	6	0	0	2	
* Hurley, Zachary	.271	19	59	9	16	4	1	0	5	22	2	0	12	0	0	.295	.373	.668	0	1	0	3	0	0	0	0	13	0	1	
Kirby-Jones, A.J.	.243	51	169	29	41	6	0	10	22	77	41	1	52	1	1	.406	.456	.861	1	0	6	5	43	0	0	0	0	0	6	
Kirkland, Wade	.307	44	189	24	58	14	2	0	21	76	7	0	39	4	1	.330	.402	.732	3	0	1	6	0	0	0	44	0	0	18	
Landaeta, Douglas	.311	49	196	18	61	10	1	2	26	79	14	1	26	4	8	.357	.403	.760	2	1	1	8	0	0	0	0	47	0	2	
Levia, Nino	.208	33	120	15	25	2	0	1	6	30	11	0	28	1	1	.279	.250	.529	3	2	2	1	0	25	5	0	0	0	8	
Lipkin, Ryan	.244	34	123	12	30	7	0	1	23	40	6	0	24	0	1	.288	.325	.613	1	3	2	7	0	0	0	0	0	28	2	
Luis, Marcos	.182	11	33	1	6	0	0	0	1	6	0	0	4	0	0	.229	.182	.410	0	1	2	2	4	0	4	0	0	0	3	
Nester, John	.162	10	37	3	6	1	0	0	2	7	5	1	13	0	0	.262	.189	.451	0	0	0	1	0	0	0	0	0	5	1	
Petitti, Daniel	.094	20	53	2	5	0	0	0	3	5	5	0	20	0	0	.197	.094	.291	1	4	2	2	0	0	0	0	0	20	2	
Pineda, Ryan	.300	3	10	1	3	0	0	0	2	3	3	0	2	0	0	.462	.300	.762	0	0	0	0	0	3	0	0	0	0	0	
Thompson, Tony	.287	39	150	18	43	8	0	3	15	60	16	0	26	0	1	.363	.400	.763	0	0	2	4	0	0	39	0	0	0	14	
Whitaker, John	.217	26	83	11	18	4	0	1	14	25	10	0	21	2	2	.302	.301	.603	2	3	1	3	0	0	0	0	24	0	1	
Other	.242	58	186	22	45	6	0	2	17	57	26	1	59	2	4	.352	.306	.658	1	5	6	4								
Team Total	.255	51	1717	200	437	74	8	20	181	587	186	4	386	22	23	.336	.342	.678	16	29	32	49								82
PITCHERS	W	L	ERA	G	GS	CG	SHO	SV	SVO	IP	H	R	ER	HR	HB	BB	IBB	SO	BK	WP	GO/AO	DP	WHIP	AVG	AB	TBF	SF	GF	HLD	
Bowman, Josh	0	1	6.17	9	0	0	0	0	0	11.2	21	15	8	1	1	3	1	13	0	2	2.14	0	2.06	.356	59	66	1	2	1	
* Brown, Jacob	1	3	2.21	14	0	0	0	0	2	20.1	19	7	5	0	0	3	0	21	0	2	1.64	1	1.08	.250	76	81	1	4	3	
Chitwood, Logan	1	1	7.36	3	0	0	0	0	1	3.2	6	3	3	1	0	1	0	3	0	0	0.33	0	1.91	.375	16	18	1	1	1	
Christensen, Kyle	0	1	4.01	8	5	0	0	0	0	24.2	21	11	11	2	0	11	0	14	0	2	0.90	2	1.30	.233	90	102	0	0	2	
Frankoff, Seth	1	0	3.38	2	2	0	0	0	0	8.0	7	3	3	0	0	7	0	7	1	0	1.13	1	1.75	.226	31	38	0	0	0	
Griffin, A.J.	1	1	4.40	13	0	0	0	9	10	14.1	10	9	7	0	3	6	1	16	0	2	0.73	3	1.12	.196	51	60	0	11	0	
Hassebrock, Blake	0	0	5.00	8	0	0	0	0	0	9.0	11	5	5	0	2	4	1	9	0	1	1.25	0	1.67	.324	34	44	2	5	1	
Jimenez, Devvi	4	4	3.43	11	11	0	0	0	0	57.2	56	26	22	3	2	13	1	43	1	4	1.45	9	1.20	.258	217	234	2	0	0	
Long, Nathan	6	2	3.67	10	10	0	0	0	0	54.0	68	26	22	1	0	16	1	27	1	2	2.00	7	1.56	.318	214	231	1	0	0	
McDaniel, Dan	1	1	7.04	13	0	0	0	0	1	15.1	18	19	12	1	1	13	0	16	0	1	2.38	3	2.02	.295	61	76	0	5	2	
* Quigley, Ryan	3	2	3.81	14	0	0	0	0	1	28.1	35	13	12	0	1	10	0	19	0	1	3.50	4	1.59	.302	116	127	0	3	2	
* Ramirez, Anivoris	1	3	3.52	9	9	0	0	0	0	38.1	37	18	15	4	3	12	0	30	4	1	2.00	5	1.28	.253	146	163	0	0	0	
Tenholder, Daniel	1	0	2.35	18	0	0	0	2	5	30.2	25	12	8	0	2	8	1	30	0	0	0.58	0	1.08	.221	113	124	1	4	3	
Thomson, Matthew	0	2	2.89	9	6	0	0	0	0	28.0	25	10	9	0	2	6	0	37	1	2	1.14	2	1.11	.231	108	116	0	0	0	
Thornton, Zachary	0	2	3.52	10	0	0	0	0	1	15.1	19	12	6	1	0	6	1	18	0	0	2.13	1	1.63	.317	60	69	1	1	3	
Vidal, Pedro	2	0	3.80	17	0	0	0	0	0	23.2	32	14	10	0	0	9	0	17	0	1	0.82	0	1.73	.323	99	111	2	6	4	
Other	4	2	1.74	31	8	0	0	6	8	77.2	72	25	15	0	5	23	0	81	1	6	1.07	6	1.22	.242	297	331	2	9	1	
Team Total	26	25	3.38	51	51	0	1	17	29	460.2	482	228	173	14	22	151	7	401	9	27	1.36	44	1.37	.270	1788	1991	14	51	23	

KEY: * - lefthanded hitter/pitcher, # - switch hitter

AZL Athletics (20-19) 6, AZL Royals (19-20) 3
August 9, 2010

	1	2	3	4	5	6	7	8	9	R	H	E
AZL Royals	0	1	0	2	0	0	0	0	0	3	4	4
AZL Athletics	1	3	0	0	0	0	0	2	x	6	7	1

AZL Royals	AB	R	H	RBI	BB	SO	LOB	AVG
Conner, DH	3	0	0	0	1	1	1	.218
Sandford, 3B	4	0	1	0	0	1	2	.289
Bonifacio, CF	4	0	0	0	0	3	2	.190
Moreno, He, 1B	1	2	0	0	3	0	0	.333
Alcantara, Y, RF	4	1	1	1	0	2	3	.262
Soto, V, SS	3	0	0	2	0	1	1	.254
Blanco, Je, LF	3	0	0	0	0	0	0	.187
Marquez, C	3	0	1	0	0	1	0	.163
Rodriguez, Jos, 2B	3	0	1	0	0	0	2	.276
Baez, An, P	0	0	0	0	0	0	0	.000
Lindsay, P	0	0	0	0	0	0	0	.000
Rodriguez, Jon, P	0	0	0	0	0	0	0	.000
Totals	28	3	4	3	4	9	11	.250

AZL Athletics	AB	R	H	RBI	BB	SO	LOB	AVG
Pan, SS	3	1	0	0	1	0	1	.258
Consigli, R, RF	4	0	1	0	0	2	1	.323
Jackson, C, LF	2	0	0	1	0	0	0	.000
Ramsey, CF	1	1	1	0	0	0	0	.160
Affinito, 1B	4	0	0	0	0	2	1	.364
Soto, R, DH	4	2	1	0	0	1	0	.261
Lopez, Di, C	3	1	0	0	1	1	1	.222
Clime, 2B	4	1	3	2	0	0	1	.264
Garcia, El, CF-LF	3	0	1	0	0	0	1	.216
Santana, J, 3B	3	0	0	1	0	0	4	.224
Jennings, P	0	0	0	0	0	0	0	.000
Adames, P	0	0	0	0	0	0	0	.000
Menna, P	0	0	0	0	0	0	0	.000
Urlaub, P	0	0	0	0	0	0	0	.000
Totals	31	6	7	4	2	6	10	.233

BATTING

3B: Alcantara, Y (2, Adames).
TB: Sandford; Alcantara, Y 3; Marquez; Rodriguez, Jos.
RBI: Soto, V 2 (16), Alcantara, Y (18).
Runners left in scoring position, 2 out: Bonifacio; Conner.
S: Marquez.
SF: Soto, V.
GIDP: Soto, V.
Team RISP: 0-for-6.
Team LOB: 5.

BASERUNNING

CS: Sandford (3, 2nd base by Adames/Lopez, Di).

FIELDING

E: Soto, V 2 (9, throw, throw), Sandford 2 (3, fielding, fielding).
PB: Marquez 2 (12).
Outfield assists: Alcantara, Y (Garcia, El at home).

BATTING

2B: Clime (5, Baez, An).
TB: Consigli, R; Ramsey; Soto, R; Clime 4; Garcia, El.
RBI: Jackson, C (1), Clime 2 (16), Santana, J (12).
Runners left in scoring position, 2 out: Santana, J 2.
S: Santana, J.
SF: Jackson, C.
Team RISP: 3-for-12.
Team LOB: 6.

BASERUNNING

SB: Soto, R (1, 2nd base off Rodriguez, Jon/Marquez), Clime 2 (9, 2nd base off Rodriguez, Jon/Marquez, 3rd base off Baez, An/Marquez), Ramsey (4, 2nd base off Rodriguez, Jon/Marquez).

FIELDING

E: Pan (8, throw).
DP: (Pan-Clime-Affinito).

AZL Royals	IP	H	R	ER	BB	SO	HR	ERA
Baez, An (L, 0-2)	3.0	1	4	2	2	2	0	7.36
Lindsay	1.0	2	0	0	0	0	0	1.54
Rodriguez, Jon	4.0	4	2	1	0	4	0	3.98
Totals	8.0	7	6	3	2	6	0	3.40

AZL Athletics	IP	H	R	ER	BB	SO	HR	ERA
Jennings	2.0	0	1	0	0	1	0	0.00
Adames	3.0	4	2	2	2	2	0	6.08
Menna (W, 1-2)	2.2	0	0	0	2	3	0	6.62
Urlaub (S, 1)	1.1	0	0	0	0	3	0	2.66
Totals	9.0	4	3	2	4	9	0	3.86

WP: Baez, An, Rodriguez, Jon.

HBP: Garcia, El (by Rodriguez, Jon), Blanco, Je (by Menna).

Groundouts-flyouts: Baez, An 3-3, Lindsay 1-2, Rodriguez, Jon 3-2, Jennings 4-1, Adames 5-1, Menna 5-0, Urlaub 0-1.

Batters faced: Baez, An 13, Lindsay 5, Rodriguez, Jon 18, Jennings 7, Adames 14, Menna 10, Urlaub 4.

Inherited runners-scored: Urlaub 1-0.

Umpires: HP: Carlos Martinez. 1B: Tyler Curlis. 2B: . 3B: .

Weather: 103 degrees, clear.

Wind: 5 mph, Out to RF.

T: 2:29

Choose a highlighted category to sort. NOTE: Rate stats do not use qualifiers.

GI ---GAMES BY POSITION---

BATTERS	AVG	G	AB	R	H	2B	3B	HR	RBI	TB	BB	IBB	SO	SB	CS	OBP	SLG	OPS	SF	SAC	HBP	DP	1B	2B	3B	SS	OF	C	E
Affinito, Chris	.364	3	11	2	4	1	0	1	4	8	1	0	4	0	0	.417	.727	1.144	0	0	0	0	3	0	0	0	0	1	0
Brazoban, Yeudy	.205	24	83	8	17	5	1	2	8	30	4	1	20	4	0	.239	.361	.600	1	0	0	4	0	0	0	1	14	0	1
Clime, Neudy	.264	28	106	18	28	5	2	1	16	40	7	0	25	9	1	.310	.377	.687	0	2	0	0	0	23	4	0	0	0	12
* Consigli, Royce	.323	26	99	16	32	8	4	0	17	48	14	0	22	2	1	.397	.485	.881	3	0	0	0	0	0	0	0	25	0	2
Garcia, Elvis	.216	30	88	15	19	0	2	0	5	23	9	0	18	4	3	.300	.261	.561	1	2	2	2	0	0	0	0	29	0	0
Jackson, Conor	.000	2	4	0	0	0	0	0	1	0	0	0	2	0	0	.000	.000	.000	1	0	0	0	0	0	0	0	2	0	0
Lopez, Diomendes	.222	25	72	5	16	7	0	0	8	23	9	0	30	0	0	.325	.319	.645	0	0	2	2	0	0	0	0	0	24	3
Marte, Miquel	.221	36	140	15	31	5	0	3	19	45	2	0	54	1	0	.247	.321	.568	1	1	3	3	34	0	0	0	0	2	5
# Martinez, Hiram	.143	18	42	6	6	1	0	0	2	7	5	0	15	1	0	.234	.167	.401	0	1	0	1	0	0	0	17	0	0	8
# Pan, Zhi Fang	.258	27	89	18	23	4	2	0	4	31	11	2	14	0	2	.340	.348	.688	0	1	0	2	0	2	0	21	0	0	8
Peralta, Jensi	.213	24	80	7	17	3	1	0	5	22	0	0	29	0	1	.213	.275	.488	0	0	0	2	0	0	14	11	0	0	12
* Ramsev, Rashad	.160	14	25	7	4	0	1	0	3	6	2	0	8	4	0	.214	.240	.454	1	0	0	0	0	0	0	0	8	0	1
Roias, Kelvin	.216	16	51	5	11	2	0	0	8	13	6	0	11	1	0	.298	.255	.553	0	1	0	1	0	0	0	0	13	0	0
Santana, Jonatan	.224	31	107	13	24	4	1	0	12	30	8	0	31	1	0	.294	.280	.574	1	3	3	3	8	7	21	0	0	0	4
Shaw, Anthione	.143	19	35	5	5	0	1	0	4	7	7	0	17	3	0	.286	.200	.486	0	0	0	0	0	0	0	0	16	0	1
Soto, Ramon	.261	14	46	9	12	2	1	1	7	19	6	0	9	1	0	.382	.413	.795	0	2	3	0	0	0	0	0	0	7	1
Tripp, Jordan	.286	7	28	4	8	2	1	0	5	12	1	0	10	0	0	.333	.429	.762	0	0	1	0	0	0	0	0	7	0	0
Other	.237	70	241	39	57	15	2	1	26	79	33	0	65	12	1	.333	.328	.661	2	0	3	2							
Team Total	.233	39	1347	192	314	64	19	9	154	443	125	3	384	43	9	.304	.329	.633	11	13	17	22							69

PITCHERS	W	L	ERA	G	GS	CG	SHO	SV	SVO	IP	H	R	ER	HR	HB	BB	IBB	SO	BK	WP	GO/AO	DP	WHIP	AVG	AB	TBF	SF	GF	HLD
Adames, Joselito	1	3	6.08	11	7	0	0	0	0	37.0	43	29	25	0	3	14	0	43	1	10	4.42	1	1.54	.276	156	174	0	0	1
Avila, Andres	0	1	2.84	7	0	0	0	2	2	6.1	7	3	2	1	0	1	0	6	0	0	0.86	0	1.26	.269	26	28	1	3	2
Bailey, Andrew	0	0	5.23	6	0	0	0	0	0	10.1	8	11	6	0	3	10	2	8	0	1	2.83	1	1.74	.205	39	53	0	1	1
* Duran, Omar	2	1	2.08	10	2	0	0	0	0	30.1	27	18	7	0	2	14	0	40	1	9	1.88	3	1.35	.237	114	131	1	1	0
* Hughes, Ryan	1	0	8.44	4	0	0	0	1	1	5.1	8	5	5	0	1	1	0	6	0	0	1.00	0	1.69	.348	23	27	1	1	0
Jennings, Jason	0	0	0.00	1	1	0	0	0	0	2.0	0	1	0	0	0	0	0	1	0	0	4.00	0	0.00	.000	6	7	1	0	0
* Larsen, Aaron	3	1	3.48	10	1	0	0	0	1	20.2	14	13	8	2	0	9	0	14	0	2	0.88	2	1.11	.182	77	86	0	3	1
Macias, Jose	2	0	0.00	5	0	0	0	0	0	8.0	4	1	0	0	0	2	1	6	0	1	0.38	0	0.75	.154	26	30	1	4	0
Menna, J.C.	1	2	6.62	10	1	0	0	0	0	17.2	22	20	13	0	4	7	0	14	1	5	1.77	3	1.64	.293	75	88	1	1	1
Murphy, Sean	2	0	3.46	8	0	0	0	0	0	13.0	10	6	5	0	0	5	1	21	0	1	2.60	1	1.15	.204	49	55	0	4	0
* Mye, Charles	1	2	3.71	11	0	0	0	0	1	17.0	19	9	7	2	0	7	0	15	0	0	1.13	0	1.53	.271	70	77	0	5	1
Paez, Argenis	4	2	3.22	9	6	0	0	0	0	44.2	47	22	16	3	4	11	0	32	0	4	2.88	2	1.30	.266	177	194	2	1	0
Skaalen, Chris	0	0	15.19	6	0	0	0	0	0	5.1	19	10	9	0	1	2	0	3	0	2	0.83	0	3.94	.576	33	37	1	2	0
Tyson, Drew	1	0	1.65	9	0	0	0	1	2	16.1	11	3	3	0	1	3	0	23	1	1	0.79	1	0.86	.193	57	62	1	4	0
* Urlaub, Jeff	0	0	2.66	11	0	0	0	1	2	20.1	15	7	6	0	1	3	1	22	1	0	2.36	3	0.89	.205	73	77	0	2	0
Vail, Tyler	0	1	3.20	9	8	0	0	0	0	19.2	18	9	7	1	4	8	0	14	0	5	1.73	3	1.32	.247	73	85	0	0	0
Ynoa, Michael	0	1	5.00	3	3	0	0	0	0	9.0	6	5	5	1	1	4	0	11	0	3	1.29	1	1.11	.188	32	37	0	0	0
Other	2	5	3.52	31	10	0	0	1	1	64.0	53	31	25	4	5	18	0	88	2	13	1.70	1	1.11	.222	239	267	2	7	3
Team Total	20	19	3.86	39	39	0	0	6	10	347.0	331	203	149	14	30	119	5	367	7	57	1.74	22	1.30	.246	1345	1515	12	39	10

KEY: * - lefthanded hitter/pitcher, # - switch hitter

Oakland Athletics
 Organization Leaders
 (As of 08/10/2010 02:40 AM EDT)

BATTING TOP 10 (minimum 2.7 PA/team game)

BATTER	CLUB	AVG	G	AB	R	H	HR	RBI
Tolleson, Steven	SAC	.332	79	289	52	96	9	43
Consigli, Royce	ATH	.323	26	99	16	32	0	17
Green, Grant	STK	.313	105	438	80	137	13	63
Landaeta, Douglas	VAN	.311	49	196	18	61	2	26
Mitchell, Jermaine	STK	.308	94	347	68	107	9	35
Kirkland, Wade	VAN	.307	44	189	24	58	0	21
Baisley, Jeff	SAC	.303	79	300	39	91	8	53
Sogard, Eric	SAC	.300	111	416	67	125	2	48
Cardenas, Adrian	SAC	.300	83	313	51	94	4	42

2 others tied at .295.

PITCHING TOP 10 (minimum 0.8 IP/team game)

PITCHER	CLUB	W-L	ERA	IP	H	BB	SO
Krol, Ian	KC	9-4	2.53	113.2	90	18	86
Edell, Ryan	MID	7-4	3.15	91.1	105	14	60
Paez, Argenis	ATH	4-2	3.22	44.2	47	11	32
Jimenez, Deyvi	VAN	4-4	3.43	57.2	56	13	43
Long, Nathan	VAN	6-2	3.67	54.0	68	16	27
Middleton, Kyle	SAC	6-8	3.77	102.2	97	48	69
Haviland, Shawn	STK	7-6	3.86	126.0	134	33	137
Mortensen, Clay	SAC	11-5	3.89	136.1	129	40	97
Murray, Justin	STK	7-5	4.04	104.2	119	58	75
Banwart, Travis	SAC	7-7	4.10	127.1	127	49	107

HOME RUNS

Carter, Chris	SAC	27
Spina, Michael	STK	21
Donaldson, Josh	SAC	18
Parker, Stephen	STK	16

3 others tied at 13.

WINS

Mortensen, Clay	SAC	11
Krol, Ian	KC	9
Smith, Murphy	KC	9
Hernandez, Carlos	MID	8
Straily, Daniel	KC	8

RBI

Carter, Chris	SAC	89
Spina, Michael	STK	80
Parker, Stephen	STK	75
Donaldson, Josh	SAC	67

3 others tied at 63.

SAVES

Smyth, Paul	STK	19
Guzman, Jose	KC	15
Lansford, Jared	SAC	12
Rodriguez, Henry	SAC	11
Griffin, A.J.	VAN	9

STOLEN BASES

Wimberly, Corey	SAC	44
House, Tyreace	KC	31
Gilbert, Archie	MID	25
Crumbly, Conner	KC	21
Brown, Corey	MID	18

STRIKEOUTS

Haviland, Shawn	STK	137
Marks, Justin	STK	124
Straily, Daniel	KC	121
Hornbeck, Ben	STK	118
Banwart, Travis	SAC	107

TEAM STATISTICS

TEAM BATTING	AVG	AB	R	H	HR	BB	SO	SB	CS	TEAM PITCHING	W-L	ERA	H	CG	SHO	SV	HR	BB	SO
Sacramento	.269	4001	665	1076	121	476	878	107	39	Vancouver	26-25	3.38	482	0	1	17	14	151	401
Stockton	.267	3867	595	1032	113	456	917	69	44	AZL Athletics	20-19	3.86	331	0	0	6	14	119	367
Midland	.262	3838	522	1007	67	440	840	105	43	Kane County	58-54	3.89	920	0	5	22	61	370	954
Vancouver	.255	1717	200	437	20	186	386	22	23	Midland	58-56	4.01	1023	0	3	34	65	434	817
Kane County	.253	3769	545	954	54	486	965	126	52	Sacramento	62-55	4.32	1057	1	4	28	99	455	876
AZL Athletics	.233	1347	192	314	9	125	384	43	9	Stockton	54-59	4.83	1095	1	1	25	117	427	958